


Postgraduate Certificate Gluteal Aesthetic Surgery





Postgraduate Certificate Gluteal Aesthetic Surgery

Course Modality: Online

Duration: 6 weeks

Certificate: TECH Technological University

6 ECTS Credits

Teaching Hours: 150.

Website: www.techtitute.com/medicine/postgraduate-certificates/postgraduate-certificates-gluteal-aesthetic-surgery_

Index

01

Introduction

p. 4

02

Objectives

p. 8

03

Course Management

p. 12

04

Structure and Content

p. 16

05

Methodology

p. 22

06

Certificate

p. 30

01

Introduction

Interventions on the gluteus were mainly aimed at its lifting. However, nowadays, this region is treated globally along with other parts of the body such as the hips or thighs, which allows patients to obtain a more complete and harmonious result. If you want to learn the latest techniques in this field, do not hesitate and join our community of students.



“

Become a specialist and offer your patients the possibility of achieving a more esthetic and harmonious gluteal region"

Cosmetic surgery of the gluteal region is currently one of the most important and growing procedures, with the use of implants to augment the buttock being the standard for esthetic treatment of this region in its early days.

This type of surgery focused, in the first place, on the technical aspect of its execution in order to achieve optimal results. Originally aimed at increasing the size of the buttock, nowadays, with the incorporation of the aesthetic analysis of the region by important authors, the anatomical elements that surround it were included: hips, lumbar region, thighs... All this provides a systematization of the treatment to obtain more harmonious results.

Another important aspect in the treatment of the gluteal region is the transfer of autologous fat tissue, which is the most frequent way to treat aesthetic problems in this area. However, it can only resolve some physical defects, just like gluteal implants. To make up for this deficit that implants and fat transfer, each separately, fail to cover, some authors, experts in this field, have proposed and developed techniques that combine the use of implants, autologous fat transfer and liposuction around the gluteal region to optimize the result. The growing interest in these techniques means that all of them are addressed in this training.

This course has an intense program designed to learn about the technologies, materials and treatments of this discipline and includes a complete perspective of aesthetic plastic surgery that will allow you to specialize in an ethical and responsible way. In this way, this postgraduate course provides high level training that seeks excellence. In addition, its 100% online format will allow you to continue your studies from the place of your choice, without the need to travel or schedule obligations.

This **Postgraduate Certificate in Gluteal Surgery Aesthetics** includes the most complete and up-to-date scientific program on the market. The most important features of the program include:

- ♦ The development of case studies presented by experts in Gluteal Surgery Aesthetics.
- ♦ The graphic, schematic, and eminently practical contents with which they are created provide scientific and practical information on the disciplines that are essential for professional practice.
- ♦ Updates on Gluteal Surgery Aesthetics.
- ♦ Practical exercises where the self-assessment process can be carried out to improve learning.
- ♦ Special emphasis on innovative methodologies in Gluteal Aesthetic Surgery.
- ♦ Theoretical lessons, questions to the expert, debate forums on controversial topics, and individual reflection assignments.
- ♦ Content that is accessible from any fixed or portable device with an Internet connection.



Expand your knowledge through this course that will allow you to specialize until you achieve excellence in this field"

“

This course is the best investment you can make in the selection of a refresher program for two reasons: in addition to updating your knowledge in Special emphasis on innovative methodologies in Gluteal Aesthetic Surgery., you will obtain a degree from La TECH Technological University"

Its teaching staff includes professionals belonging to the field of esthetic plastic surgery, who share their work experience in this training, as well as renowned specialists from prestigious societies and universities.

Its multimedia content, developed with the latest educational technology, will allow the professional a situated and contextual learning, that is, a simulated environment that will provide an immersive training programmed to train in real situations.

This program is designed around Problem Based Learning, whereby the Surgeon must try to solve the different professional practice situations that arise during the academic year. For this purpose, practitioners will be assisted by an innovative interactive video system created by renowned and experienced experts in gluteal region surgery.

Do not hesitate to take this training with us. You will find the best teaching material with virtual lessons.

This 100% online course will allow you to combine your studies with your professional work while increasing your knowledge in this field.



02

Objectives

The Postgraduate Certificate in Gluteal Aesthetic Surgery is designed to facilitate the performance of the professional with the latest advances and newest treatments in the sector, achieving a superior training that allows him to act with total security in the cases that arise in his practice.



“

At TECH we have set ourselves the goal of offering you the most complete training in the Gluteal Aesthetic Surgery in the market so that you can acquire a superior level of training that will elevate you to the professional elite"



General Objectives

- Present the Anatomy and Esthetic Analysis of the Gluteal Region.
- Examine the Different Types of Implants Available for the Treatment of this Region.
- Develop the Different Techniques in Gluteoplasty with Implants, the Technique of Autologous Fat Transfer to the Buttocks and the Gluteal Augmentation Technique Combining Implants and Autologous Fat.
- Determine the Complications of Gluteal Surgery According to Each Technique





Specific Objectives

- Analyze the Topographic Anatomy of the Gluteal Region Detailing its Musculature, Vascularization, and Innervation.
- Determine the Anatomical Elements that Integrate the Esthetic Analysis of the Gluteal Region and Present the Esthetic Ideal of the Gluteus.
- Examine the Diversity in Gluteal Implants, their Characteristics and their Indication in Patients.
- Approach the Different Surgical Techniques Used in Gluteoplasty with Implants.
- Establish the Surgical Technique of Autologous Fat Tissue Transfer from its Procurement, Processing, and Transfer, As Well as to Know the Physiology of Fat Grafting.
- Develop the Surgical Technique of Autologous Fat Tissue Transfer combined with Gluteal Implants.
- Analyze the Possible Operative Complications Inherent to Each Procedure

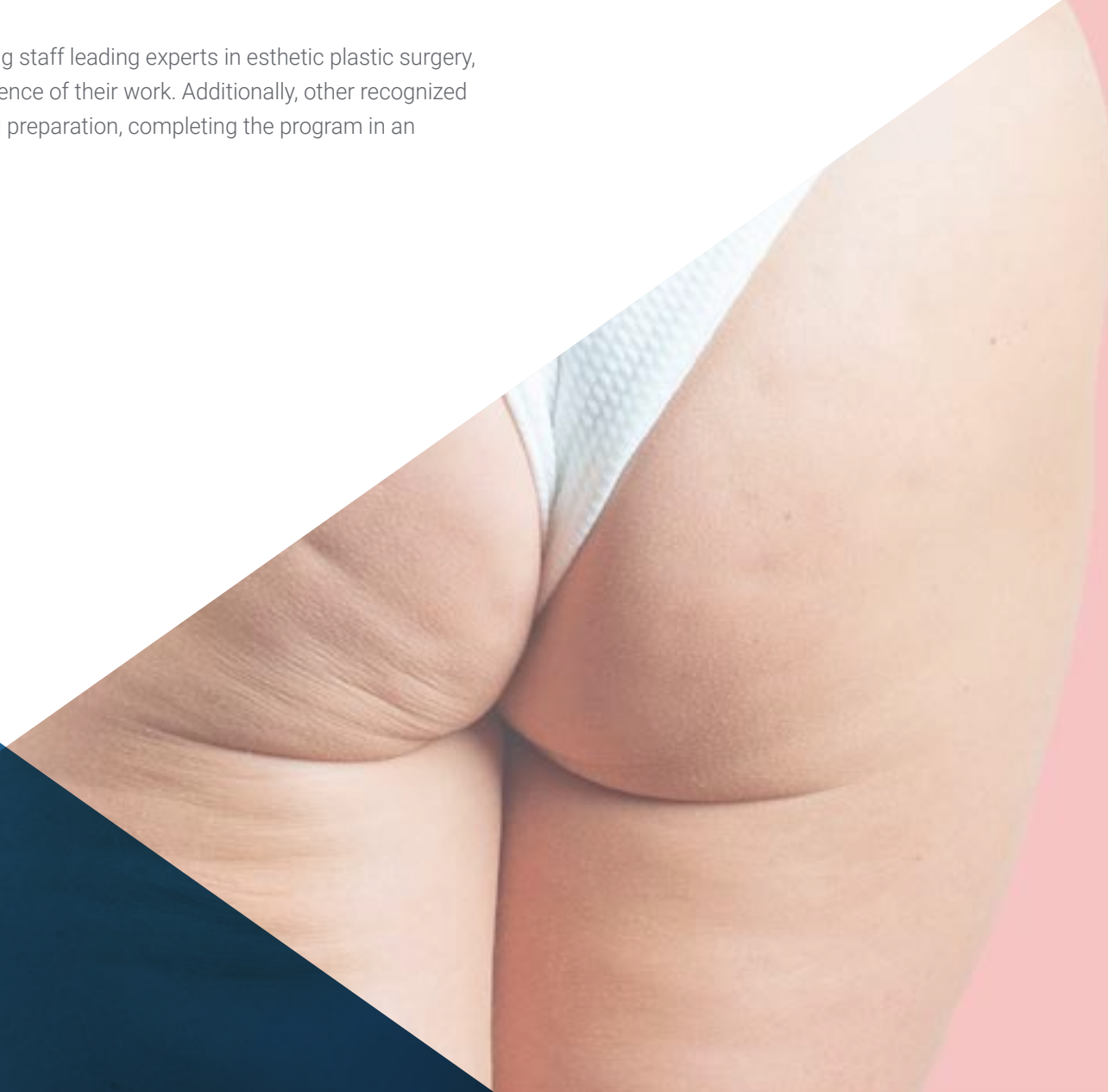


Learn about the new tools that can be applied in aesthetic plastic surgery and offer a plus of quality to your patients"

03

Course Management

This program includes in its teaching staff leading experts in esthetic plastic surgery, who bring to this training the experience of their work. Additionally, other recognized experts participate in its design and preparation, completing the program in an interdisciplinary manner.






“

*The main experts in esthetic plastic surgery
have joined forces to show you all their
Knowledge in this Field"*

Management



Dr. Delgado Caldera, Carlos

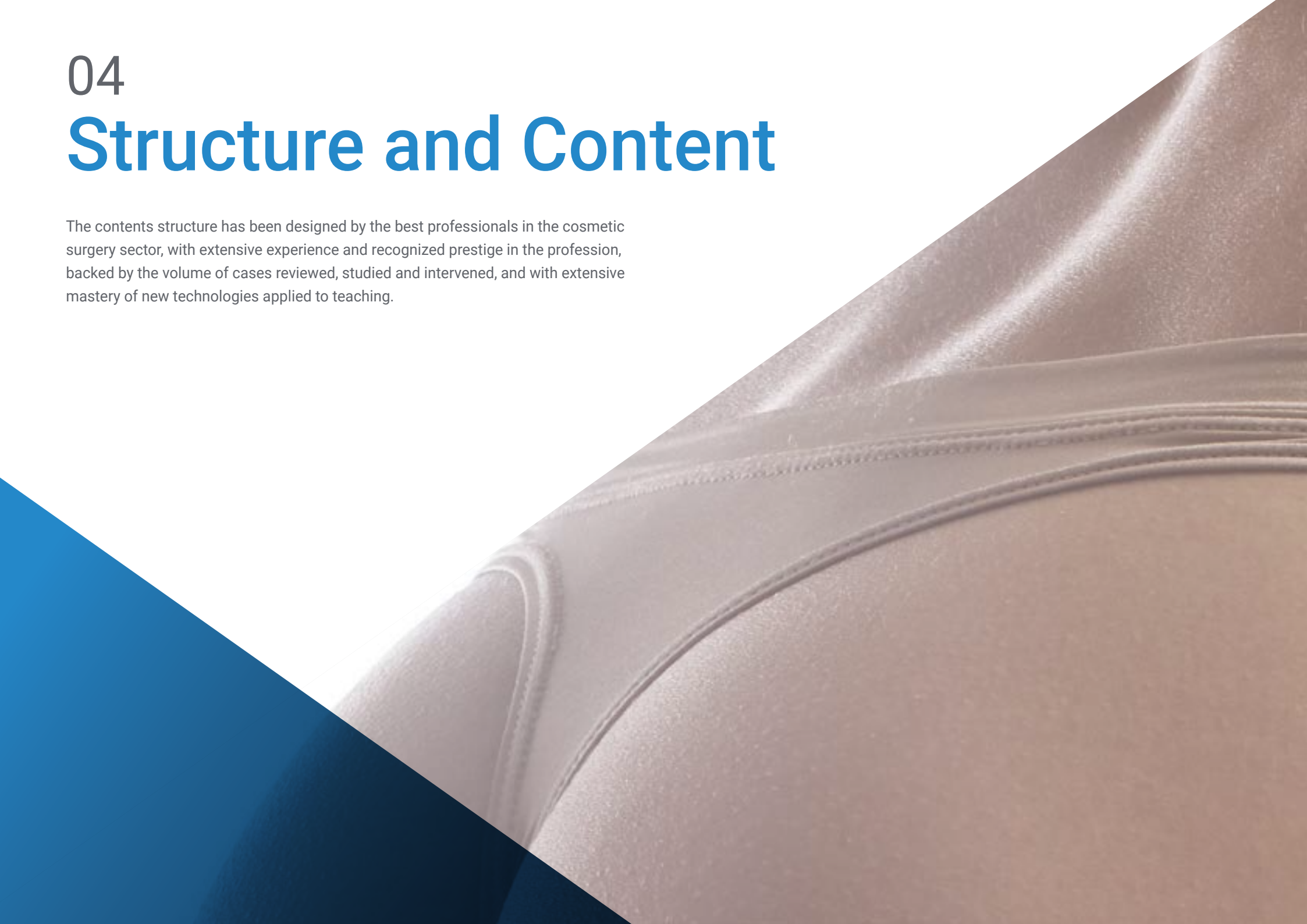
- Plastic and Esthetic Surgeon specialized in Esthetic Breast Surgery, Body, and Facial Esthetic Procedures.
- Postgraduate in Esthetic and Maxillofacial Reconstructive Plastic Surgery, General Hospital Dr. Jesus Yerena, Caracas (Venezuela) 2012-2014 Endorsed by the Ministry of People's Power for Health (MPPS) and the Venezuelan Society of Plastic, Reconstructive, Esthetic, and Maxillofacial cirugía (SVCPREM)
- Internship, Centro Médico Docente La Trinidad, Caracas (Venezuela) 2013-2015 Internship in Breast, Body, and Facial Esthetic cirugía. Microsurgical Reconstruction. Plastic and Reconstructive cirugía Service.
- Internship, University Foundation of Health Sciences (FUCS), Bogotá (Colombia) 2014. Intern in Craniofacial Surgery and Post Bariatric Surgery. Plastic and Reconstructive cirugía Service.
- Postgraduate of General Surgery, City Hospital Dr. Enrique Tejera, Valencia (Venezuela). 2010-2012. Endorsed by the Ministry of People's Power for Health (MPPS)
- Surgeon, Carabobo University. 2001-2006 School of Medicine
- Head of the Department of Plastic and Reconstructive Surgery, Instituto Docente de Urología (IDU) (Private Practice), Valencia (Venezuela). 2018-2020
- Esthetic Plastic Surgeon, Servicios Mediplan C.A, Caracas - Margarita (Venezuela). 2015-2017
- Esthetic Plastic Surgeon, Grupo Cil Venezuela 2015 2015– 2016



04

Structure and Content

The contents structure has been designed by the best professionals in the cosmetic surgery sector, with extensive experience and recognized prestige in the profession, backed by the volume of cases reviewed, studied and intervened, and with extensive mastery of new technologies applied to teaching.



“

This Specialist program contains the most complete and up-to-date scientific program on the market”

Module 1. Esthetic Surgery of the Gluteal Region

1.1. Topographic Anatomy

- 1.1.1. Introduction
- 1.1.2. Musculature of the Gluteal Region
- 1.1.3. Vascularization of the Gluteal Region
- 1.1.4. Innervation
- 1.1.5. Summary

1.2. Esthetics of the Gluteus

- 1.2.1. Introduction
- 1.2.2. Esthetic Units of the Gluteus
- 1.2.3. Esthetic Ideal
- 1.2.4. Esthetic Analysis:
 - 1.2.4.1. Ideal Pre-sacral Space Shape
 - 1.2.4.2. Inferno-internal Gluteal Fold
 - 1.2.4.3. Lateral Gluteal Trochanteric Depression/Hip Contour
 - 1.2.4.4. Lateral Gluteal Esthetics
- 1.2.5. Gluteal Type Classification
- 1.2.6. Summary

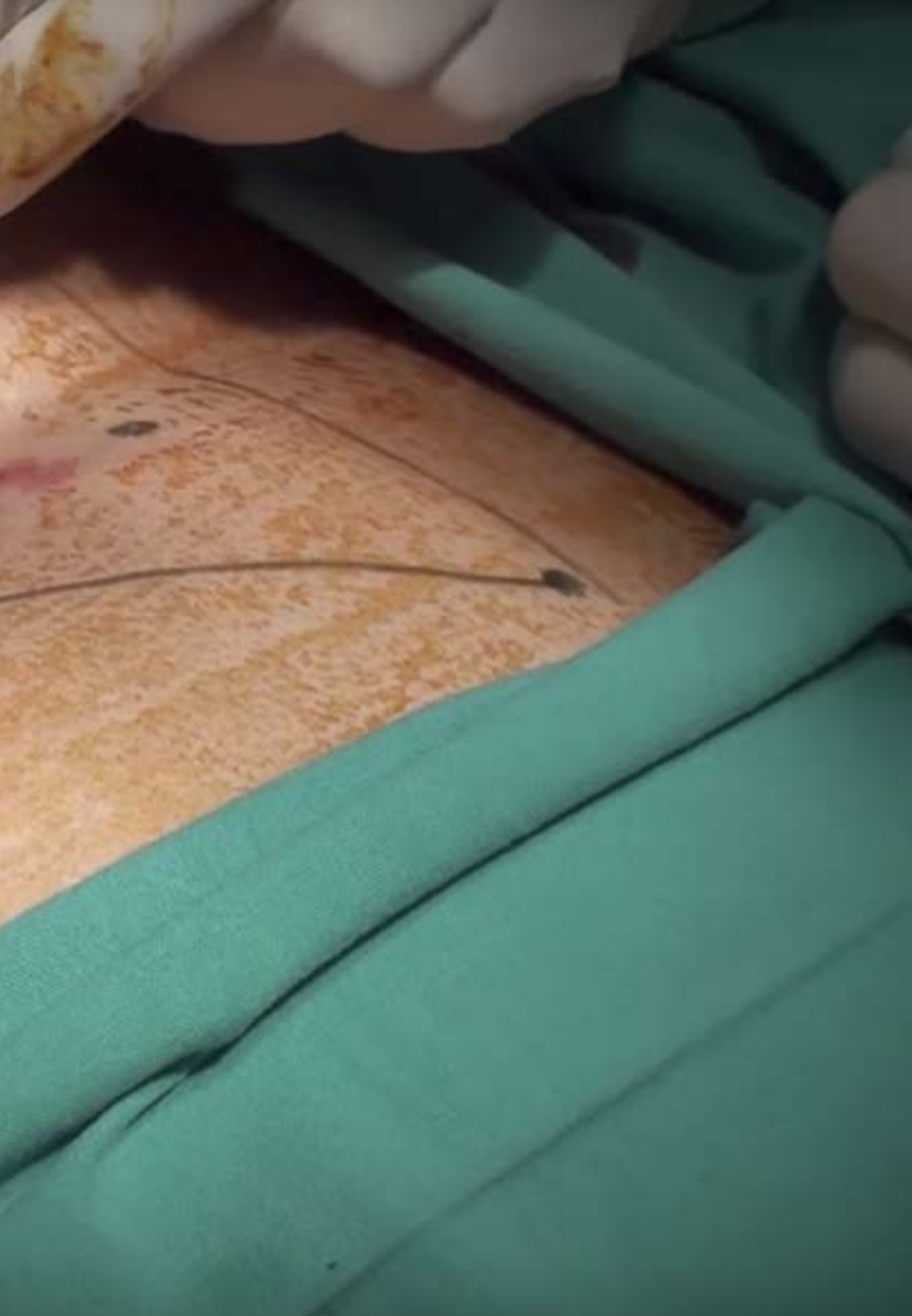
1.3. Patient Approach

- 1.3.1. Introduction
- 1.3.2. Diagnosis
- 1.3.3. Patient Selection
- 1.3.4. Esthetic Objectives
- 1.3.5. Safety Protocol
- 1.3.6. Summary

1.4. Gluteal Implants

- 1.4.1. Introduction
- 1.4.2. Gluteus Muscle Height/Width Ratio
- 1.4.3. Types of Gluteal Implants
- 1.4.4. Selection of the Implant According to its Shape
- 1.4.5. Selection of the Implant Size
- 1.4.6. Summary





1.5. Pockets in Gluteoplasty with Implants

- 1.5.1. Introduction
- 1.5.2. Subcutaneous
- 1.5.3. Subfascial
- 1.5.4. Submuscular
- 1.5.5. Intramuscular
- 1.5.6. Summary

1.6. Gluteoplasty with Implants

- 1.6.1. Introduction
- 1.6.2. Submuscular
 - 1.6.2.1. Marking
 - 1.6.2.2. Surgical Technique
- 1.6.3. Intramuscular
 - 1.6.3.1. Marking
 - 1.6.3.2. Surgical Technique
- 1.6.4. Intramuscular XYZ
 - 1.6.4.1. Marking
 - 1.6.4.2. Surgical Technique
- 1.6.5. Summary

1.7. Gluteoplasty with Autologous Fat Transfer

- 1.7.1. Introduction
- 1.7.2. Fat Metabolism
- 1.7.3. Fat Grafting
 - 1.7.3.1. Physiology of Integration
 - 1.7.3.2. Fat Graft Procurement
 - 1.7.3.3. Fat Graft Processing
 - 1.7.3.4. Fat Graft Transfer Method
 - 1.7.3.4.1. Injectors
 - 1.7.3.4.2. EVL (expansionvibrationlipofilling)
- 1.7.4. Fat Transfer Surgical Technique
- 1.7.5. Summary

- 1.8. Buttock Augmentation with Implants and Fat
 - 1.8.1. Introduction
 - 1.8.2. Composite Gluteal Augmentation
 - 1.8.2.1. Marking
 - 1.8.2.2. Surgical Technique
 - 1.8.3. Combined Three-dimensional Gluteoplasty
 - 1.8.3.1. Marking
 - 1.8.3.2. Surgical Technique
 - 1.8.4. Summary
- 1.9. Iatrogenic Allogeneisis in the Gluteus
 - 1.9.1. Introduction
 - 1.9.2. History
 - 1.9.3. Symptoms and Signs
 - 1.9.4. Treatment and Evolution
 - 1.9.5. Summary
- 1.10. Complications and Recovery of the Patient of Gluteal Esthetic Surgery
 - 1.10.1. Introduction
 - 1.10.2. Comparison between Gluteoplasty with Implants and Gluteoplasty with Autologous Fat Transfer
 - 1.10.3. Post-operative follow-up
 - 1.10.3.1. Return to Activities
 - 1.10.3.2. Post-operative Garments and Supplies
 - 1.10.3.3. Drainages
 - 1.10.3.4. Management of Post-operative Pain
 - 1.10.4. Complications
 - 1.10.4.1. Infections
 - 1.10.4.2. Seromas
 - 1.10.4.3. Fat Embolism
 - 1.10.4.4. Dehiscence of the Surgical Wound
 - 1.10.4.5. Neuropraxia
 - 1.10.4.6. Implant Exposure
 - 1.10.4.7. Capsular Contracture
 - 1.10.4.8. Implant Rotation
 - 1.10.4.9. Implant Malposition
 - 1.10.4.10. Skin Changes
 - 1.10.5. Summary





“

A unique, key, and decisive training experience to boost your professional development”

05

Methodology

This training provides you with a different way of learning. Our methodology is developed through a cyclical way of learning: **relearning**.

This teaching system is used in the most prestigious medical schools in the world, and major publications such as the **New England Journal of Medicine** have considered it to be one of the most effective.



“

Discover Re-learning, a system that abandons conventional linear learning, to take you through cyclical teaching systems: a way of learning that has proven to be extremely effective, especially in subjects that require memorization"

At TECH we use the Case Method

In a given situation, what would you do? Throughout the program you will be presented with multiple simulated clinical cases based on real patients, where you will have to investigate, establish hypotheses and, finally, resolve the situation. There is abundant scientific evidence on the effectiveness of the method. Specialists learn better, faster, and more sustainably over time.

With TECH you can experience a way of learning that is shaking the foundations of traditional universities around the world.



According to Dr. Gervas, the clinical case is the annotated presentation of a patient, or group of patients, which becomes a "case", an example or model that illustrates some peculiar clinical component, either because of its teaching potential or because of its uniqueness or rarity. It is essential that the case is based on current professional life, trying to recreate the real conditions in the physician's professional practice.

“

Did you know that this method was developed in 1912 at Harvard for law students? The case method consisted of presenting students with real-life, complex situations for them to make decisions and justify their decisions on how to solve them. In 1924, Harvard adopted it as a standard teaching method”

The effectiveness of the method is justified by four fundamental achievements:

1. Students who follow this method not only grasp concepts, but also develop their mental capacity by evaluating real situations and applying their knowledge.
2. The learning process has a clear focus on practical skills that allow the student to better integrate into the real world.
3. Ideas and concepts are understood more efficiently, given that the example situations are based on real-life.
4. Students like to feel that the effort they put into their studies is worthwhile. This then translates into a greater interest in learning and more time dedicated to working on the course.



Re-Learning Methodology

At TECH we enhance the Harvard case method with the best 100% online teaching methodology available: Re-learning.

Our University is the first in the world to combine the study of clinical cases with a 100% online learning system based on repetition, combining a minimum of 8 different elements in each lesson, which represent a real revolution with respect to simply studying and analyzing cases.



The physician will learn through real cases and by solving complex situations in simulated learning environments. These simulations are developed using state-of-the-art software to facilitate immersive learning.

At the forefront of world teaching, the Re-learning method has managed to improve the overall satisfaction levels of professionals who complete their studies, with respect to the quality indicators of the best Spanish-speaking online university (Columbia University).

With this methodology we have trained more than 250,000 physicians with unprecedented success, in all clinical specialties regardless of the surgical load. All this in a highly demanding environment, where the students have a strong socio-economic profile and an average age of 43.5 years.

Re-learning will allow you to learn with less effort and better performance, involving you more in your training, developing a critical mindset, defending arguments, and contrasting opinions: a direct equation to success.

In our program, learning is not a linear process, but rather a spiral (we learn, unlearn, forget, and re-learn). Therefore, we combine each of these elements concentrically.

The overall score obtained by our learning system is 8.01, according to the highest international standards.



In this program you will have access to the best educational material, prepared with you in mind:



Study Material

All teaching material is produced by the specialists who teach the course, specifically for the course, so that the teaching content is highly specific and precise.

This content is then adapted in an audiovisual format that will create our way of working online, with the latest techniques that allow us to offer you high quality in all of the material that we provide you with.



Latest Techniques and Procedures on Video

We introduce you to the latest techniques, to the latest educational advances, to the forefront of current medical techniques. All this, in first person, with the maximum rigor, explained and detailed for your assimilation and understanding. And best of all, you can watch them as many times as you want.



Interactive Summaries

We present the contents attractively and dynamically in multimedia lessons that include audio, videos, images, diagrams, and concept maps in order to reinforce knowledge.

This unique training system for presenting multimedia content was awarded by Microsoft as a "European Success Story".



Additional Reading

Recent articles, consensus documents, international guides... in our virtual library you will have access to everything you need to complete your training.





Expert-Led Case Studies and Case Analysis

Effective learning ought to be contextual. Therefore, we will present you with real case developments in which the expert will guide you through focusing on and solving the different situations: a clear and direct way to achieve the highest degree of understanding.



Testing & Re-testing

We periodically evaluate and re-evaluate your knowledge throughout the program, through assessment and self-assessment activities and exercises: so that you can see how you are achieving your goals.



Classes

There is scientific evidence suggesting that observing third-party experts can be useful.

Learning from an expert strengthens knowledge and memory, and generates confidence in our future difficult decisions.



Quick Action Guides

We offer you the most relevant contents of the course in the form of worksheets or quick action guides. A synthetic, practical, and effective way to help you progress in your learning.



06 Certificate

The **Postgraduate Certificate in Gluteal Surgery Aesthetics** guarantees you, in addition to the most rigorous and up-to-date training, access to a course degree issued by **TECH Technological University** .



“

Successfully complete this training and receive your university degree without travel or laborious paperwork”

This **Postgraduate Certificate in Gluteal Aesthetics Surgery** includes the most complete and up-to-date scientific program on the market.

After the student has passed the assessments they will receive their corresponding **Postgraduate Certificate** issued by **TECH Technological University** via tracked delivery.

The certificate issued by **TECH Technological University** will specify the qualification obtained through the Postgraduate Certificate, and meets the requirements commonly demanded by labor exchanges, competitive examinations, and professional career evaluation committees.

Title: **Postgraduate Certificate in Gluteal Aesthetic Surgery**

Surgery

ECTS: **6**

Official Number of Hours: **150**



*Apostille Convention. In the event that the student wishes to have their paper diploma issued with an apostille, CEU EDUCATION will make the necessary arrangements to obtain it, at an additional cost.

salud futuro
confianza personas
educación información tutores
garantía acreditación enseñanza
instituciones tecnología aprendizaje
comunidad compromiso
atención personalizada innovación
conocimiento presente calidad
desarrollo web formación
aula virtual idiomas

tech technological
university

Postgraduate Certificate

Gluteal Aesthetic

Surgery

Course Modality: Online

Duration: 6 weeks

Certificate: TECH Technological University

6 ECTS Credits

Teaching Hours: 150 hours.

Postgraduate Certificate Gluteal Aesthetic Surgery

