

Postgraduate Certificate Glomerular and Systemic Diseases



Postgraduate Certificate Glomerular and Systemic Diseases

- » Modality: online
- » Duration: 6 weeks
- » Certificate: TECH Global University
- » Credits: 6 ECTS
- » Schedule: at your own pace
- » Exams: online

Website: www.techtute.com/us/medicine/postgraduate-certificate/glomerular-systemic-diseases

Index

01

Introduction

p. 4

02

Objectives

p. 8

03

Course Management

p. 12

04

Structure and Content

p. 18

05

Methodology

p. 22

06

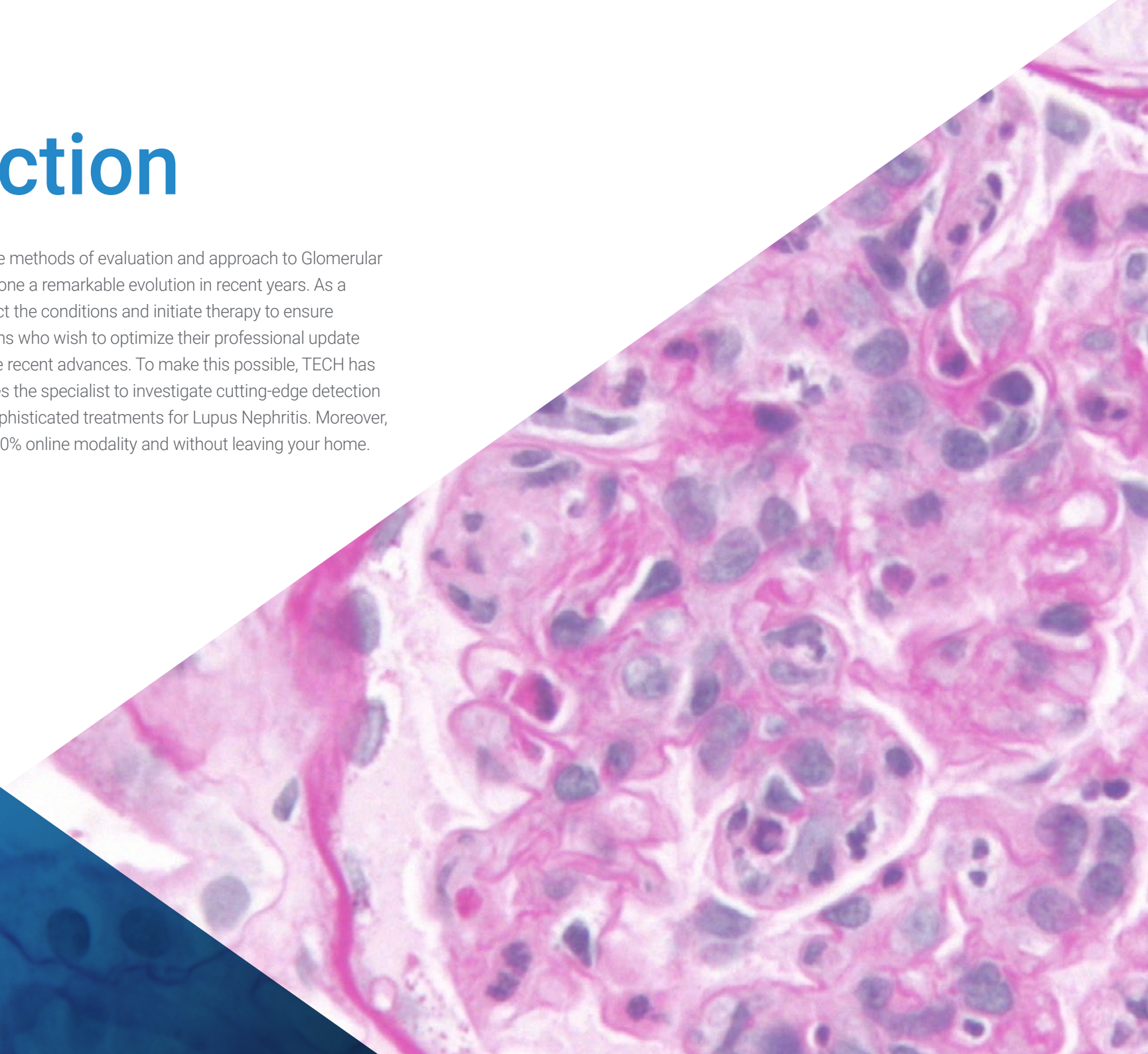
Certificate

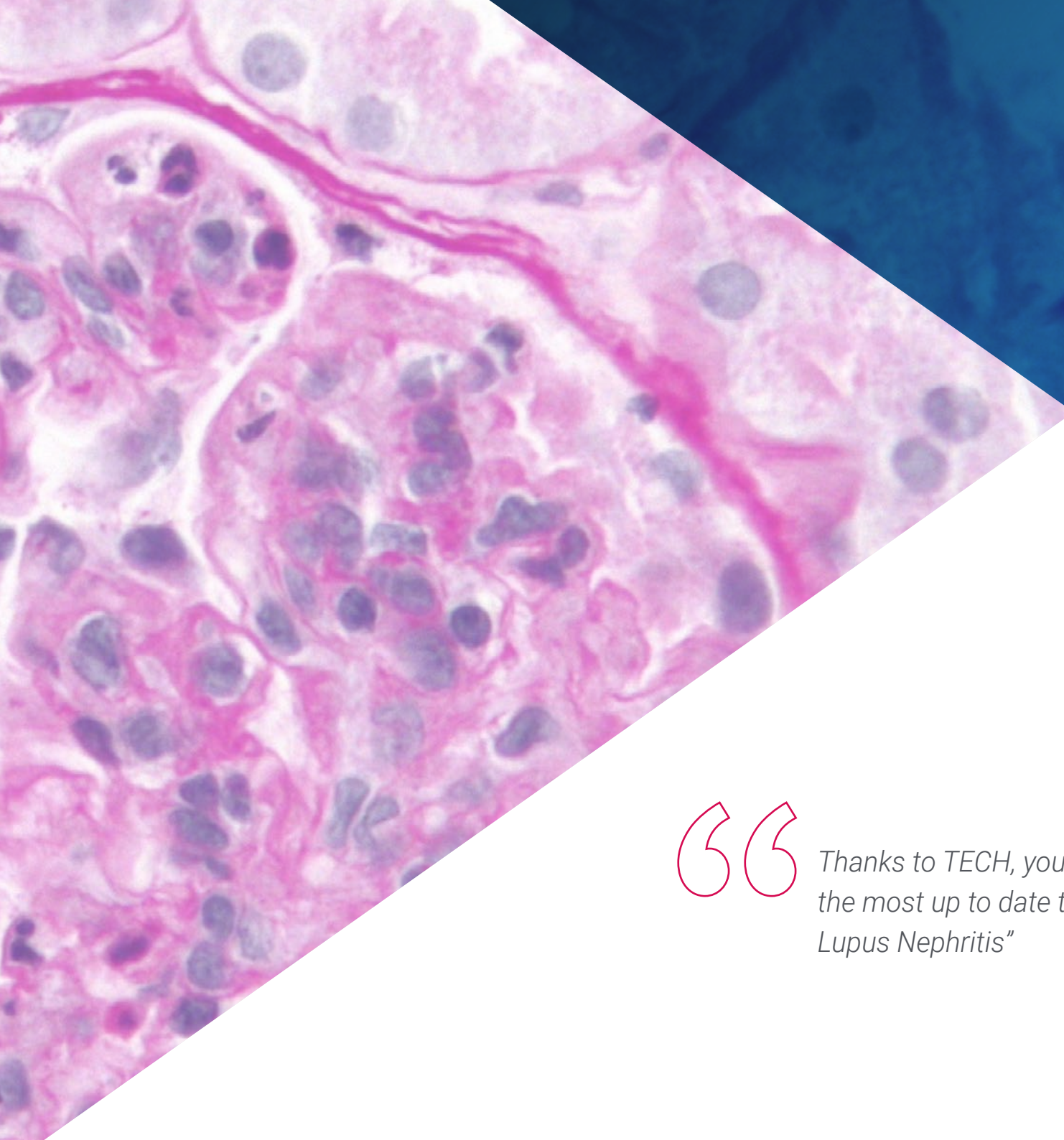
p. 30

01

Introduction

Thanks to scientific development, the methods of evaluation and approach to Glomerular and Systemic Diseases have undergone a remarkable evolution in recent years. As a result, it is possible to promptly detect the conditions and initiate therapy to ensure patients' effective recovery. Physicians who wish to optimize their professional update must therefore keep abreast of these recent advances. To make this possible, TECH has designed this program, which enables the specialist to investigate cutting-edge detection strategies for IgA Nephropathy or sophisticated treatments for Lupus Nephritis. Moreover, this update will be carried out in a 100% online modality and without leaving your home.





“

Thanks to TECH, you will delve into the most up to date treatments for Lupus Nephritis”

Over time, significant advances have been made in the understanding and management of Glomerular and Systemic Diseases. In this line, the development of diagnostic techniques has allowed a more accurate assessment of these pathologies, optimizing the identification of the underlying causes and enabling the application of a more specific and effective treatment. In addition, advanced inhibitor drugs have emerged that have contributed to improve the results in patients with these conditions. Therefore, it is essential for physicians to be aware of all these advanced methods in order to position themselves at the forefront of Nephrology.

Following this premise, this educational institution has developed this program, which allows the student to delve into the latest scientific evidence on the approach to Glomerular and Glomerular Diseases. During 6 weeks of intensive study, you will delve into recent methods of diagnosis of Membranous Nephropathy or advanced treatments for ANCA Vasculitis. Likewise, you will delve into the up to date procedures for the management of Hemolytic Uremic Syndrome.

Thanks to the fact that this Postgraduate Certificate is taught in a 100% online format, the student will enjoy the freedom of being able to access the content of the program at any time and place, just with an electronic device with internet connection. In addition, didactic materials will be available in formats such as interactive summaries, specialized readings or explanatory videos. In this way, you will enjoy a study adapted to your educational preferences.

This **Postgraduate Certificate in Glomerular and Systemic Diseases** contains the most complete and up-to-date scientific program on the market. The most important features include:

- ◆ Develop of practical cases presented by specialists in Nephrology and Internal medicine
- ◆ The graphic, schematic, and practical contents with which they are created, provide scientific and practical information on the disciplines that are essential for professional practice
- ◆ Practical exercises where the self-assessment process can be carried out to improve learning
- ◆ Its special emphasis on innovative methodologies
- ◆ Theoretical lessons, questions to the expert, debate forums on controversial topics, and individual reflection assignments
- ◆ Content that is accessible from any fixed or portable device with an Internet connection



Complete your update on the management of Glomerular and Systemic Diseases from experts in the field"

“

If you have a digital device with internet connection, you will be able to access this 100% online program whenever and wherever you want”

The program's teaching staff includes professionals from the field who contribute their work experience to this educational program, as well as renowned specialists from leading societies and prestigious universities.

The multimedia content, developed with the latest educational technology, will provide the professional with situated and contextual learning, i.e., a simulated environment that will provide immersive education programmed to learn in real situations.

This program is designed around Problem-Based Learning, whereby the professional must try to solve the different professional practice situations that arise during the academic year. For this purpose, the students will be assisted by an innovative interactive video system created by renowned and experienced experts.

Identify, throughout this program, the revolutionary techniques to combat IgA Nephropathy.

Study through first class multimedia formats and choose those that best suit your study preferences.



02

Objectives

With this program, TECH aims to provide the physician with the latest knowledge on the pathophysiological mechanisms, diagnostic methods and specific treatment options to manage Glomerular and Systemic Diseases. All this, in only 6 weeks of intensive study, in which the student will enjoy the most complete didactic contents of the pedagogical panorama.



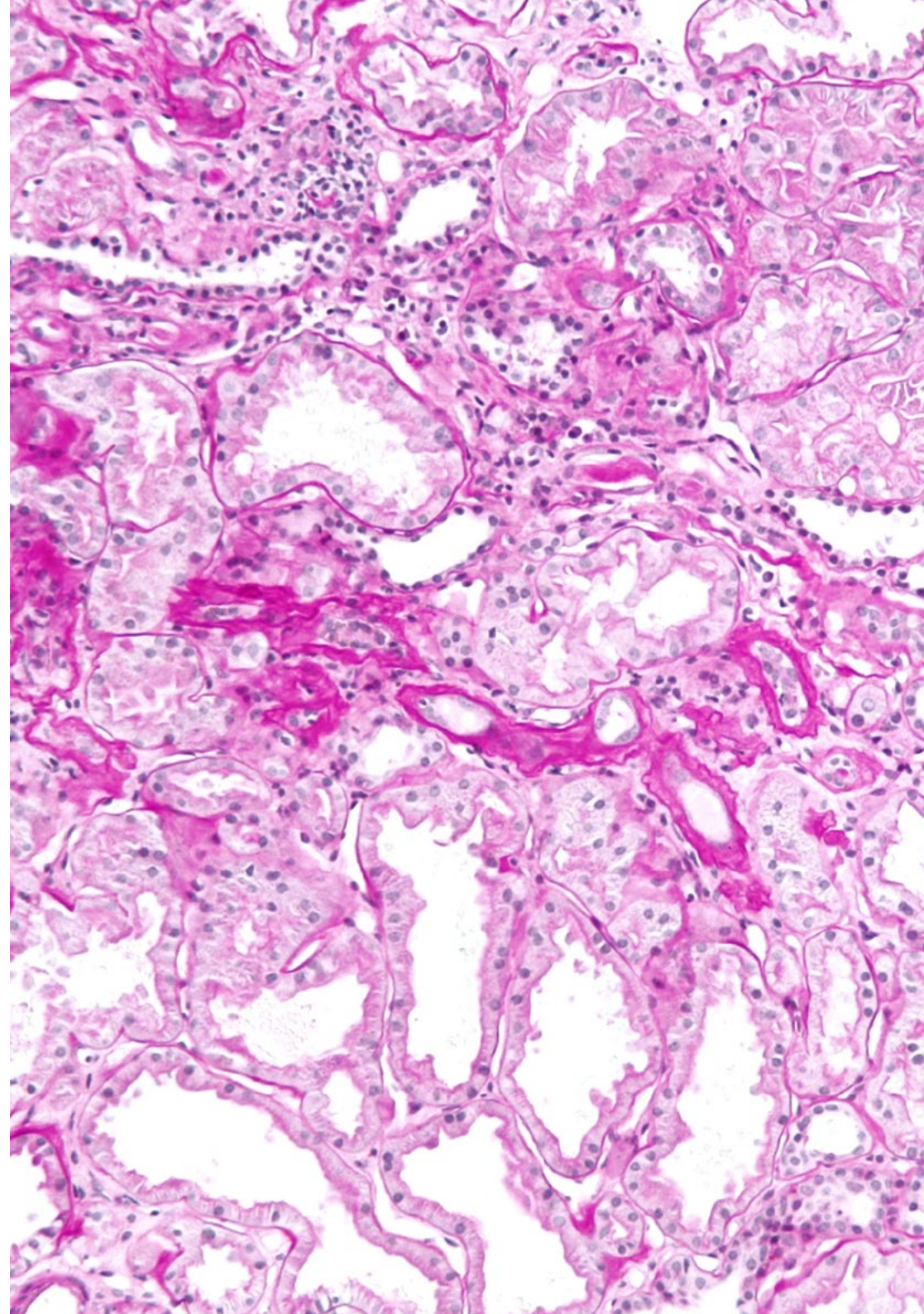
“

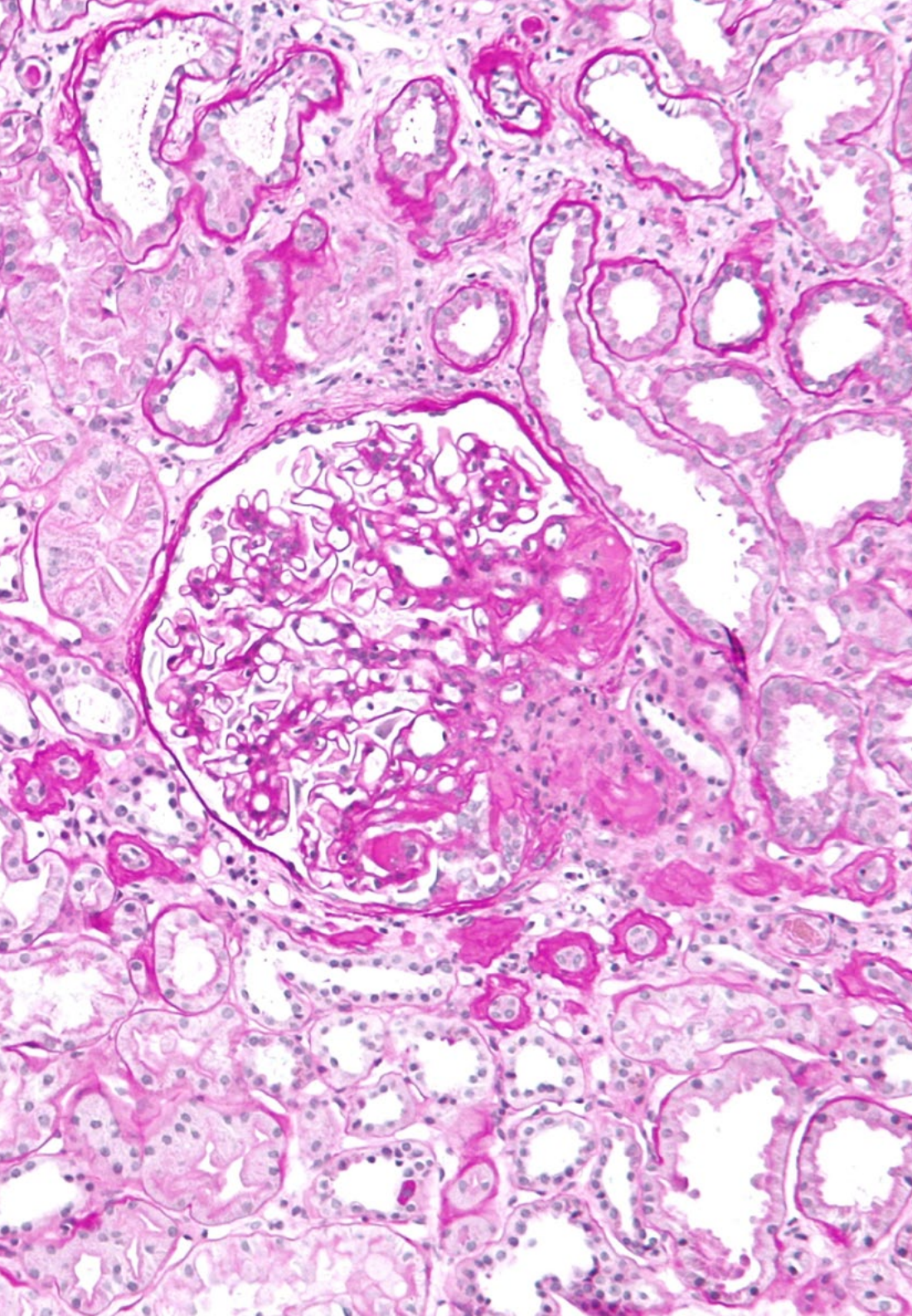
TECH offers you the best didactic tools so that, through 6 weeks of intensive learning, you can deepen in the leading strategies for the treatment of Hyperviscosity Syndrome”



General Objectives

- ◆ Care for patients with chronic kidney disease and its most frequent complications
- ◆ Care for patients with acute renal failure and its complications, as well as to understand the objective of initiating renal replacement therapy, its indications and management
- ◆ Have an overview of Nephrology as a specialty with its different branches of knowledge and a global approach to the patient
- ◆ Understand and learn the branches that are emerging within the specialty such as diagnostic and interventional nephrology, onconeurology, or cardioneurology





Specific Objectives

- ◆ Have an in-depth knowledge of the main glomerular diseases, their treatment and management
- ◆ Know in depth how systemic diseases affect the kidney
- ◆ Understand how monoclonal component producing diseases affect the kidney
- ◆ Understand hemolytic uremic syndrome, its differential diagnosis and treatment according to the etiology



Position yourself at the forefront of Nephrology through the Postgraduate Certificate in Glomerular and Systemic Diseases”

03

Course Management

In order to safeguard the outstanding academic quality that distinguishes TECH degrees, this program has a teaching team made up of active specialists in the field of Nephrology. Since these professionals are the ones in charge of elaborating the didactic contents of the Postgraduate Certificate, the knowledge that the student will assimilate on Glomerular and Systemic Diseases will be kept up to date.





“

Get up to date in Glomerular and Systemic Diseases with reference specialists in the field of Nephrology”

International Guest Director

With an extensive professional career of over 30 years, Dr. David Mount has become a prestigious Nephrologist highly specialized in the area of Renal Medicine. In this sense, his clinical approach focuses on providing personalized clinical programs according to the individual characteristics of patients with chronic and acute conditions. Thanks to the application of multiple innovative techniques, he has managed to optimize both the quality of life of numerous individuals and their long-term recovery prognosis.

In this same line, he has carried out his functions in health institutions of international reference such as the Brigham and Women's Hospital in Massachusetts. Therefore, he has held strategic roles ranging from Renal Area Management or Management of the Inpatient Dialysis Unit to the Head of Clinical Services. In this way, he has focused on improving the standards of care for users with renal diseases, implementing cutting-edge protocols to maximize therapeutic processes such as hemodialysis and minimize the usual associated risks such as the complication of vascular access.

It has also led the Digital Transformation of various healthcare institutions and implemented solutions such as Artificial Intelligence, Big Data and even Intelligent Systems to monitor the status of individuals in real time. These tools have managed to increase the accuracy in diagnoses and treatments of complex Kidney Diseases. Also, this avant-garde vision has made it possible to reduce hospitalization rates, which has improved the functioning of health systems by promoting a more efficient, accessible and high quality care model.

On the other hand, he has balanced these tasks with his facet as a Clinical Researcher. In fact, he has a vast scientific production in areas such as cutting-edge techniques for Renal Transplants, identification of Biomarkers and strategies for the prevention of Renovascular Hypertension.



Dr. Mount, David

- Clinical Chief of the Renal Division at Brigham and Women's Hospital in Massachusetts, United States
- Director of Dialysis Services at Brigham and Women's Hospital, Massachusetts
- System of Care Physician, VA Boston Healthcare System, Massachusetts
- Vanderbilt University Medical Center, Vanderbilt University Medical Center, Vanderbilt
- Nephrology Internship at Brigham and Women's Hospital, Massachusetts
- Internal Medicine Residency at Toronto General Hospital
- Doctor of Medicine from the University of Toronto
- Bachelor of Science in Biochemistry from the University of Ottawa



Thanks to TECH, you will be able to learn with the best professionals in the world"

Management



Dr. Ribas Closa, Andrés

- Nephrologist at the Sant Jordi Clinic in Sant Andreu
- Nephrology Del Mar Hospital, Barcelona
- Expert in Clinical Ultrasound at the Francisco de Vitoria University
- Master's Degree in Infectious Diseases and Antimicrobial Treatment from the CEU Cardenal Herrera University
- Degree in Medicine from the Autonomous University of Barcelona



Dr. Galcerán, Josep María

- Head of Nephrology Service at Fundació Althaia in Manresa
- Head of Nephrology Service at the Hospital de Palamós
- Professor of Nephrology at the International University of Catalonia
- Former President of the Catalan Societies of Nephrology and Arterial Hypertension
- Specialization in Nephrology by the Hospital de Bellvitge
- Postgraduate degree in Basic Nephrology from the University of Minnesota
- Degree in Medicine and Surgery from the University of Barcelona
- Member of the Spanish Society of Nephrology and Arterial Hypertension



04

Structure and Content

TECH offers a Postgraduate Certificate that provides a wide variety of up to date knowledge in the field of Glomerular and Systemic Diseases, favoring the in-depth study of advanced treatments for Lupus Nephritis or Idiopathic Nephrotic Syndrome. In addition, the program is presented in a 100% online format, so you will be able to access its didactic contents at any time and place.

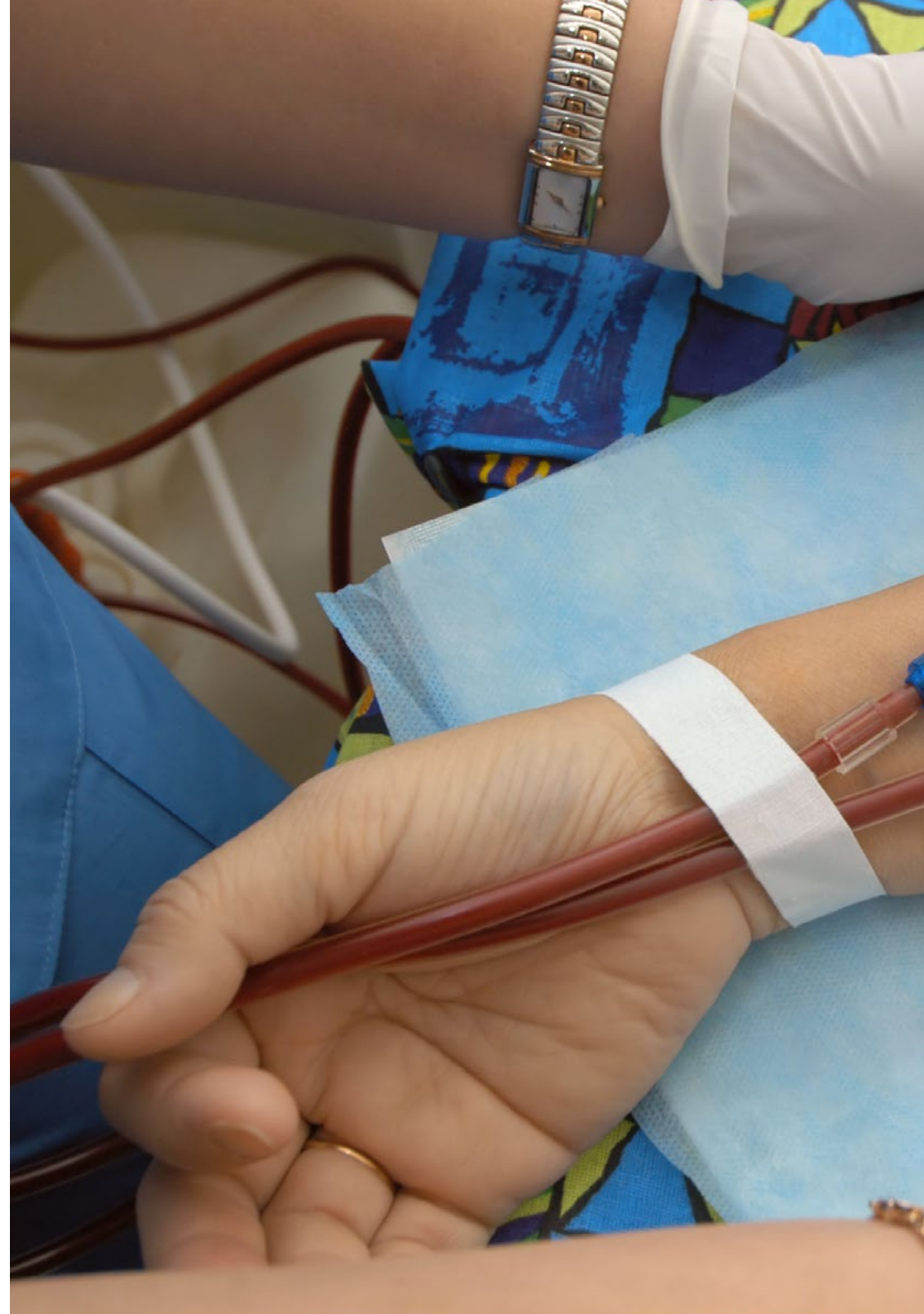


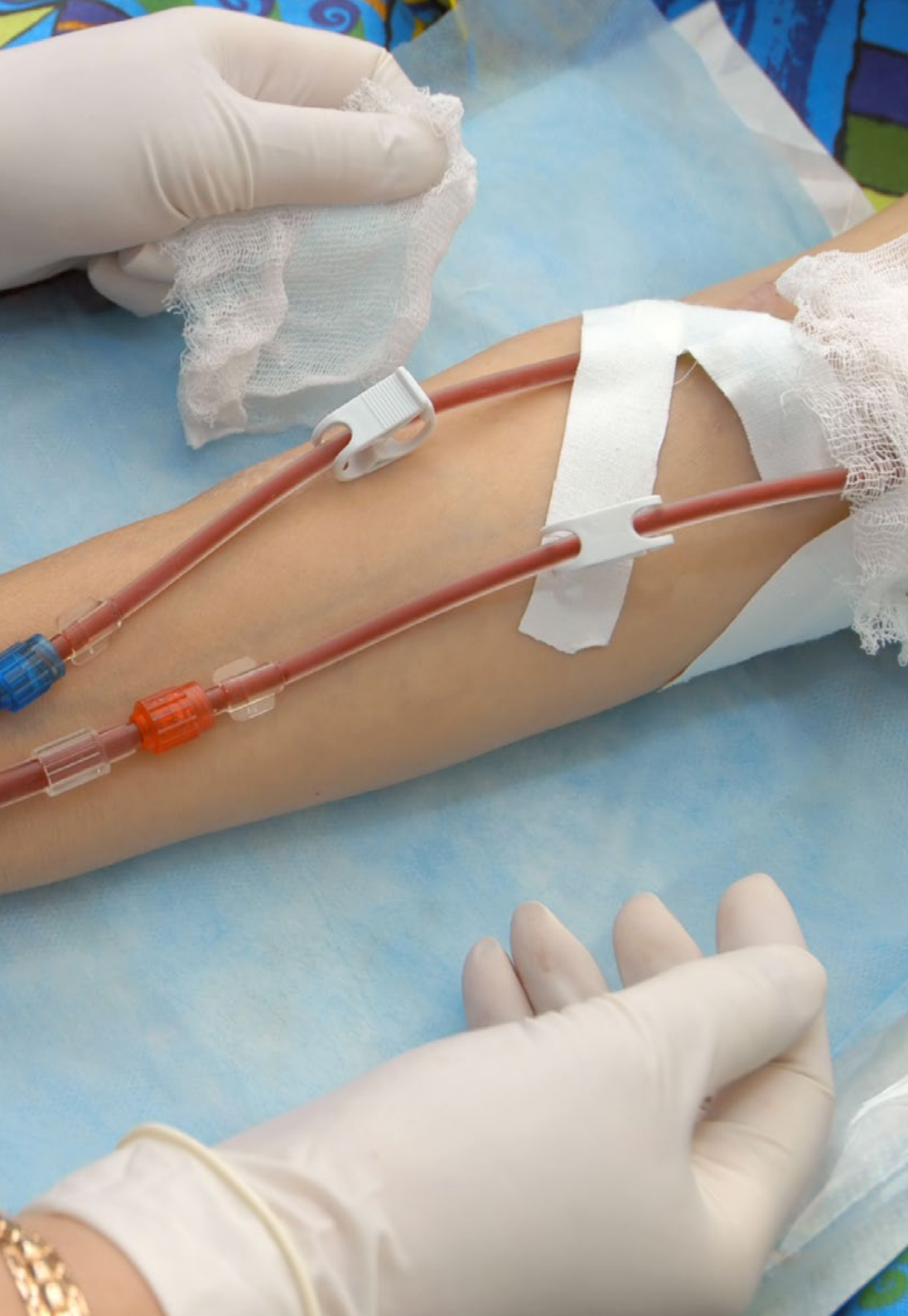
“

*Complete your medical update
without giving up your personal
and professional obligations”*

Module 1. Glomerular Diseases and Systemic Diseases

- 1.1. Idiopathic Nephrotic Syndrome in Adults
 - 1.1.1. Definition and Classification
 - 1.1.2. Minimal change disease. Etiology, Diagnosis and Treatment
 - 1.1.3. Focal and segmental glomerulosclerosis. Etiology, Diagnosis and Treatment
- 1.2. Membranous Nephropathy
 - 1.2.1. Etiology, Definition and Classification
 - 1.2.2. New developments in diagnosis. New serological markers
 - 1.2.3. Treatment. Current clinical trials
 - 1.2.4. New molecules in treatment
- 1.3. ANCA vasculitis
 - 1.3.1. Classification of ANCA vasculitides and diagnosis. Urine soluble CD163
 - 1.3.2. Diagnosis of ANCA vasculitis
 - 1.3.3. New developments in the treatment of ANCA vasculitis. Avacopan
 - 1.3.4. Plasmapheresis. PEXIVAS study
- 1.4. IgA Nephropathy
 - 1.4.1. Diagnosis
 - 1.4.2. Treatment. KDIGO Guidelines
 - 1.4.3. New developments in treatment. Nefecon
- 1.5. Lupus and Kidney
 - 1.5.1. Lupus nephritis. Indications for renal biopsy
 - 1.5.2. Complement pathway in lupus nephritis
 - 1.5.3. Treatment in lupus nephritis
- 1.6. Kidney and Monoclonal Gammopathies
 - 1.6.1. Monoclonal Gammopathies of uncertain significance
 - 1.6.2. Monoclonal Gammopathies of Renal Significance
 - 1.6.3. Enf. Waldstrom and hyperviscosity sde
- 1.7. Myeloma kidney
 - 1.7.1. Diagnosis and indications for renal biopsy
 - 1.7.2. Renal Replacement Therapy
 - 1.7.3. Elimination of light chains by depuration techniques
 - 1.7.4. Prognosis of Disease





- 1.8. Hemolytic Uremic Syndrome
 - 1.8.1. Differential Diagnosis
 - 1.8.2. Usefulness of plasmapheresis in HUS/PTT
 - 1.8.3. Eculizumab. Indications
- 1.9. Renal amyloidosis
 - 1.9.1. Types of amyloidosis
 - 1.9.2. Etiopathogenesis and Histology
 - 1.9.3. Diagnosis
 - 1.9.4. Treatment. IL-6 Inhibitors
- 1.10. Recurrence of Glomerular Diseases in Post Kidney Transplantation
 - 1.10.1. Focal and segmental glomerulosclerosis
 - 1.10.2. IgA Nephropathy

“

With this Postgraduate Certificate, you will identify the different types of Renal Amyloidosis and the latest advances regarding its treatment”

05

Methodology

This academic program offers students a different way of learning. Our methodology uses a cyclical learning approach: **Relearning**.

This teaching system is used, for example, in the most prestigious medical schools in the world, and major publications such as the **New England Journal of Medicine** have considered it to be one of the most effective.





“

Discover Relearning, a system that abandons conventional linear learning, to take you through cyclical teaching systems: a way of learning that has proven to be extremely effective, especially in subjects that require memorization"

At TECH we use the Case Method

What should a professional do in a given situation? Throughout the program, students will face multiple simulated clinical cases, based on real patients, in which they will have to do research, establish hypotheses, and ultimately resolve the situation. There is an abundance of scientific evidence on the effectiveness of the method. Specialists learn better, faster, and more sustainably over time.

With TECH you will experience a way of learning that is shaking the foundations of traditional universities around the world.



According to Dr. Gérvas, the clinical case is the annotated presentation of a patient, or group of patients, which becomes a "case", an example or model that illustrates some peculiar clinical component, either because of its teaching power or because of its uniqueness or rarity. It is essential that the case is based on current professional life, trying to recreate the real conditions in the physician's professional practice.

“

Did you know that this method was developed in 1912, at Harvard, for law students? The case method consisted of presenting students with real-life, complex situations for them to make decisions and justify their decisions on how to solve them. In 1924, Harvard adopted it as a standard teaching method”

The effectiveness of the method is justified by four fundamental achievements:

1. Students who follow this method not only achieve the assimilation of concepts, but also a development of their mental capacity, through exercises that evaluate real situations and the application of knowledge.
2. Learning is solidly translated into practical skills that allow the student to better integrate into the real world.
3. Ideas and concepts are understood more efficiently, given that the example situations are based on real-life.
4. Students like to feel that the effort they put into their studies is worthwhile. This then translates into a greater interest in learning and more time dedicated to working on the course.



Relearning Methodology

At TECH we enhance the case method with the best 100% online teaching methodology available: Relearning.

This university is the first in the world to combine the study of clinical cases with a 100% online learning system based on repetition, combining a minimum of 8 different elements in each lesson, a real revolution with respect to the mere study and analysis of cases.

Professionals will learn through real cases and by resolving complex situations in simulated learning environments. These simulations are developed using state-of-the-art software to facilitate immersive learning.



At the forefront of world teaching, the Relearning method has managed to improve the overall satisfaction levels of professionals who complete their studies, with respect to the quality indicators of the best online university (Columbia University).

With this methodology, more than 250,000 physicians have been trained with unprecedented success in all clinical specialties regardless of surgical load. Our pedagogical methodology is developed in a highly competitive environment, with a university student body with a strong socioeconomic profile and an average age of 43.5 years old.

Relearning will allow you to learn with less effort and better performance, involving you more in your specialization, developing a critical mindset, defending arguments, and contrasting opinions: a direct equation to success.

In our program, learning is not a linear process, but rather a spiral (learn, unlearn, forget, and re-learn). Therefore, we combine each of these elements concentrically.

The overall score obtained by TECH's learning system is 8.01, according to the highest international standards.



This program offers the best educational material, prepared with professionals in mind:



Study Material

All teaching material is produced by the specialists who teach the course, specifically for the course, so that the teaching content is highly specific and precise.

These contents are then applied to the audiovisual format, to create the TECH online working method. All this, with the latest techniques that offer high quality pieces in each and every one of the materials that are made available to the student.



Surgical Techniques and Procedures on Video

TECH introduces students to the latest techniques, the latest educational advances and to the forefront of current medical techniques. All of this in direct contact with students and explained in detail so as to aid their assimilation and understanding. And best of all, you can watch the videos as many times as you like.



Interactive Summaries

The TECH team presents the contents attractively and dynamically in multimedia lessons that include audio, videos, images, diagrams, and concept maps in order to reinforce knowledge.

This exclusive educational system for presenting multimedia content was awarded by Microsoft as a "European Success Story".



Additional Reading

Recent articles, consensus documents and international guidelines, among others. In TECH's virtual library, students will have access to everything they need to complete their course.





Expert-Led Case Studies and Case Analysis

Effective learning ought to be contextual. Therefore, TECH presents real cases in which the expert will guide students, focusing on and solving the different situations: a clear and direct way to achieve the highest degree of understanding.



Testing & Retesting

We periodically evaluate and re-evaluate students' knowledge throughout the program, through assessment and self-assessment activities and exercises, so that they can see how they are achieving their goals.



Classes

There is scientific evidence on the usefulness of learning by observing experts. The system known as Learning from an Expert strengthens knowledge and memory, and generates confidence in future difficult decisions.



Quick Action Guides

TECH offers the most relevant contents of the course in the form of worksheets or quick action guides. A synthetic, practical, and effective way to help students progress in their learning.



06 Certificate

The Postgraduate Certificate in Glomerular and Systemic Diseases guarantees students, in addition to the most rigorous and up-to-date education, access to a Postgraduate Certificate issued by TECH Global University.





“

*Successfully complete this program
and receive your university qualification
without having to travel or fill out
laborious paperwork”*

This program will allow you to obtain your **Postgraduate Certificate in Glomerular and Systemic Diseases** endorsed by **TECH Global University**, the world's largest online university.

TECH Global University is an official European University publicly recognized by the Government of Andorra ([official bulletin](#)). Andorra is part of the European Higher Education Area (EHEA) since 2003. The EHEA is an initiative promoted by the European Union that aims to organize the international training framework and harmonize the higher education systems of the member countries of this space. The project promotes common values, the implementation of collaborative tools and strengthening its quality assurance mechanisms to enhance collaboration and mobility among students, researchers and academics.

This **TECH Global University** title is a European program of continuing education and professional updating that guarantees the acquisition of competencies in its area of knowledge, providing a high curricular value to the student who completes the program.

Title: **Postgraduate Certificate in Glomerular and Systemic Diseases**

Modality: **online**

Duration: **6 weeks**

Accreditation: **6 ECTS**



*Apostille Convention. In the event that the student wishes to have their paper diploma issued with an apostille, TECH Global University will make the necessary arrangements to obtain it, at an additional cost.

future
health confidence people
education information tutors
guarantee accreditation teaching
institutions technology learning
community commitment
personalized service innovation
knowledge present
development languages
virtual classroom



Postgraduate Certificate

Glomerular and Systemic Diseases

- » Modality: online
- » Duration: 6 weeks
- » Certificate: TECH Global University
- » Credits: 6 ECTS
- » Schedule: at your own pace
- » Exams: online

Postgraduate Certificate Glomerular and Systemic Diseases

