

# Postgraduate Certificate Genital Reconstruction





## Postgraduate Certificate Genital Reconstruction

- » Modality: online
- » Duration: 6 weeks
- » Certificate: TECH Technological University
- » Accreditation: 6 ECTS
- » Schedule: at your own pace
- » Exams: online

Website: [www.techtute.com/us/medicine/postgraduate-certificate/postgraduate-certificate-genital-reconstruction](http://www.techtute.com/us/medicine/postgraduate-certificate/postgraduate-certificate-genital-reconstruction)

# Index

01

Introduction

---

*p. 4*

02

Objectives

---

*p. 8*

03

Course Management

---

*p. 12*

04

Structure and Content

---

*p. 16*

05

Methodology

---

*p. 20*

06

Certificate

---

*p. 28*

# 01

# Introduction

For people to have a normal quality of life, good genital health is a crucial aspect in maintaining psychological, social and sexual well-being. Therefore, when the physiognomy of the genitalia is compromised, it is vital that reconstructive surgeons know how to perform the appropriate repairs to restore the patients' quality of life. This is exactly what this TECH course will focus on, where the surgeon will be able to update, consolidate and expand knowledge in genital reconstruction.



“

*Learn, with this course, everything you need to know about genital reconstruction interventions and become a prestigious professional in this field"*

The anatomical, functional and aesthetic genital normality is becoming more and more important nowadays, where, in order for people to have a full life both socially and sexually. For this reason, more and more patients are requesting treatment to reconstruct their genital organs, either as a result of the passage of time or because of a previous pathology.

Especially, important changes may occur after oncological treatment, after trauma, infections and/or cultural ablations. They can also occur due to the presence of congenital or acquired anomalies, which hinder the individual's organic or psychological function.

In this sense, reconstructive surgery is of great importance, since it can solve these functional problems in the lives of people who need it, helping to increase security, self-esteem and, by extension, improving the quality of life, with all the benefits that this provides.

Everything through a 100% online training that makes it easier to combine studies with the rest of the daily activities in the surgeon's life. Thus, the doctor will only need an electronic device (Smartphone, Tablet, PC) with Internet connection to open up a wide horizon of knowledge that will allow him to position himself as a professional of reference in the sector.

This **Postgraduate Certificate in Genital Reconstruction** contains the most complete and up-to-date scientific program on the market. The most important features of the program include:

- Development of more than 80 clinical cases, recorded with POV (Point Of View) systems from different angles, presented by experts in surgery and other specialities. The graphic, schematic, and eminently practical contents with which they are created, provide scientific and practical information on the disciplines that are essential for professional practice.
- Presentation of practical workshops on procedures and techniques.
- An algorithm-based interactive learning system for decision-making in the clinical situations presented throughout the course.
- Action protocols and clinical practice guidelines, where to disseminate the most important developments in the specialty.
- All of this will be complemented by theoretical lessons, questions to the expert, debate forums on controversial topics, and individual reflection assignments.
- Special emphasis on test-based medicine and research methodologies in surgical procedures.
- Content that is accessible from any fixed or portable device with an Internet connection



*The Postgraduate Certificate in Genital Reconstruction contains the most complete and up-to-date scientific program on the market"*

“

*Thanks to this complete course that TECH has prepared for you, you will acquire the best and most up-to-date training course in Genital Reconstruction"*


The teaching staff includes a team of healthcare professionals, who bring their experience to this training program, as well as renowned specialists from leading scientific societies.

The multimedia content developed with the latest educational technology will provide the surgeon with situated and contextual learning, i.e., a simulated environment that will provide immersive training program to train in real situations.

This program is designed around Problem Based Learning, whereby the surgeon must try to solve the different professional practice situations that arise during the course. For this purpose, you will be assisted by an innovative interactive video system created by renowned experts in the field of Reconstructive Plastic Surgery, with extensive teaching experience.

*It is the best value for money training program on the market.*

*Improve your specialized surgical practice with this training that will catapult you to success in your profession.*





# 02 Objectives

The most prestigious professionals in the field of Reconstructive Plastic Surgery have designed for TECH this complete professional updating and recertification program with the aim of ensuring that doctors in the sector are up to date with new scientific and technical knowledge in the field of genital reconstructive plastic surgery. This refresher in surgeons' professional competencies and the acquisition of new skills and abilities will be the professional's main asset when it comes to successfully entering a sector that is increasingly demanding specialized professionals in this field.





“

*TECH provides in all its trainings a perfect mix of theoretical and practical contents with the objective of leading professionals to success in their careers"*



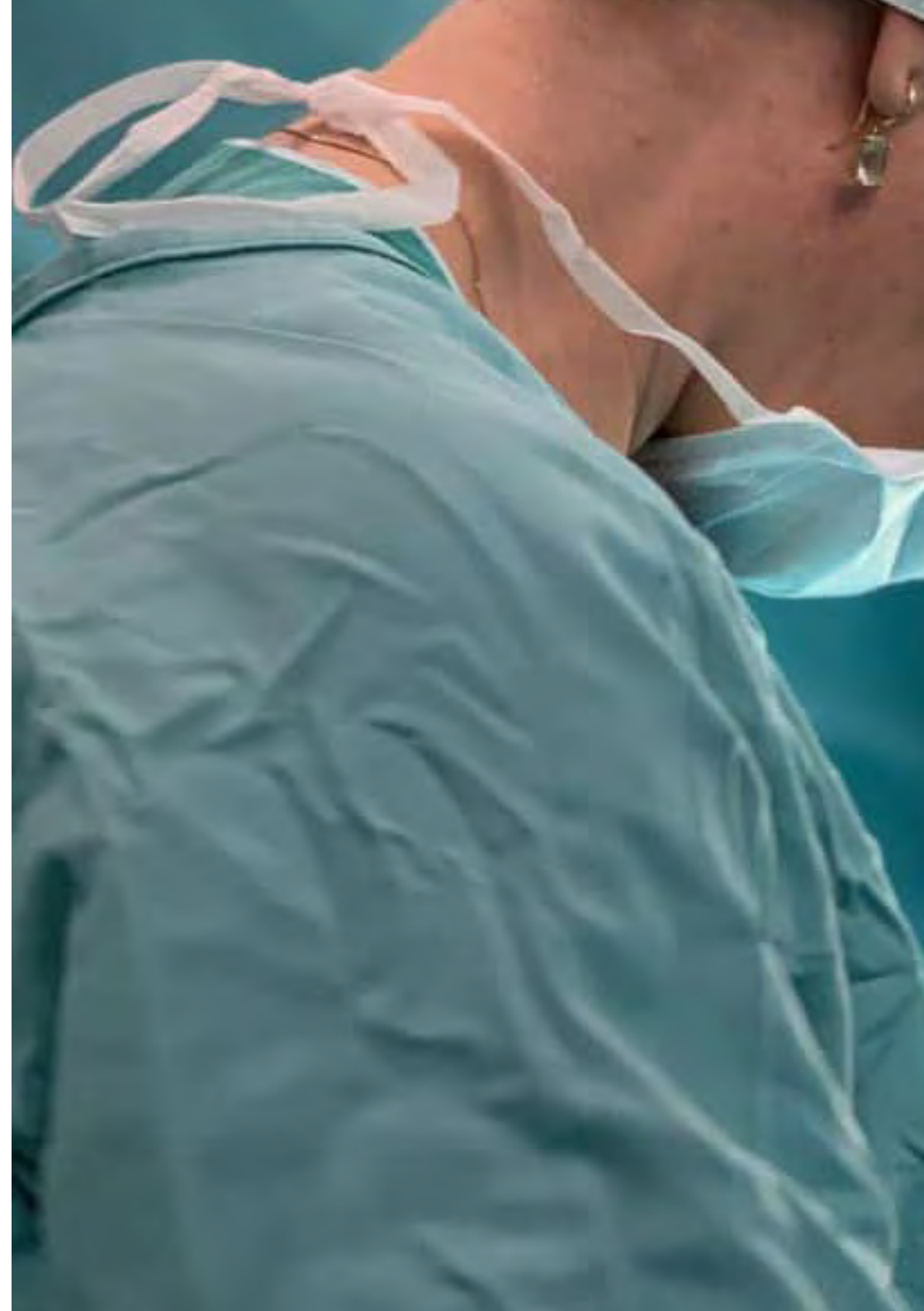
## General Objectives

---

- Provide an overview of the status of genital reconstruction.
- Develop specialized knowledge on new techniques and advances in the field of Genital Reconstruction.
- Propose updates that can contribute to the current practice of Reconstructive Surgery.



*Seize the moment and take the step to get up to date on the latest developments in Genital Reconstruction and become a prestigious surgeon"*





## Specific Objectives

---

- ♦ Review the most recent papers and publications
- ♦ Determine the most frequent benefits and/or complications of current techniques.
- ♦ Examine the effectiveness of current techniques
- ♦ Propose new actions to improve the currently used aesthetic or reconstructive genital surgeries.
- ♦ Assessing the psychological impact of these surgical actions on the people undergoing surgery



03

# Course Management

These materials have been developed by a team of leading professionals in the surgical field, who work in the most important national and international hospitals. Bringing to the program the experience they have gained throughout their careers. Likewise, also part of this great teaching team are a number of specialists who complete the contents of the course in an interdisciplinary and transversal way that will help the student to acquire complete knowledge and take into account each and every one of the important factors when intervening in cases of patients requiring genital reconstructions.





“

*With this training, you will have at your disposal the best teaching staff in the market that will train and guide you towards success in your practice as a genital reconstructive surgeon"*

## International Guest Director

Peter Henderson, M.D. is a reconstructive surgeon and microsurgeon based in New York City who focuses on breast reconstruction and lymphedema treatment. He is Chief Executive Officer and Director of Surgical Services for Henderson Breast Reconstruction. In addition, he is an Associate Professor of Surgery (Plastic and Reconstructive Surgery) and Director of Research at the Icahn School of Medicine at Mount Sinai.

Dr. Henderson received a Bachelor of Fine Arts degree from Harvard University, a medical degree from Weill Cornell Medical College and an MBA from the Stern School of Business at New York University.

He completed his residencies in general surgery and plastic surgery at NewYork-Presbyterian/Weill Cornell. He then completed a fellowship in reconstructive microsurgery at Memorial Sloan Kettering Cancer Center. In addition, he was Chief of Research in the Laboratory of Bioregenerative Medicine and Surgery during his residency in general surgery.

Through a variety of surgical approaches and techniques, he is committed to helping patients restore, maintain or improve their function and appearance. Dr. Henderson's clinical care is supported by his research and scholarly activities in the field of microsurgery and breast reconstruction.

Dr. Henderson is a Fellow of the American College of Surgeons and a member of many professional societies. He is a recipient of the Dicran Goulian Award for Academic Excellence in Plastic Surgery and the Bush Award for Excellence in Vascular Biology. He has authored or co-authored over 75 peer-reviewed publications and textbook chapters, as well as over 120 research abstracts, and has guest lectured nationally and internationally.





## Dr. Henderson, Peter

---

- Director of Surgical Services at Henderson Breast Reconstruction
- Director of Research at Icahn School of Medicine at Mount Sinai
- Chief of Research, Laboratory of Bioregenerative Medicine and Surgery at Memorial Sloan Kettering Cancer Center
- M.D. from Weill Cornell Medical College
- Bachelor of Fine Arts from Harvard University
- Bush Award for Excellence in Vascular Biology

“

*A unique training experience,  
key and decisive to boost your  
professional development”*

## Management



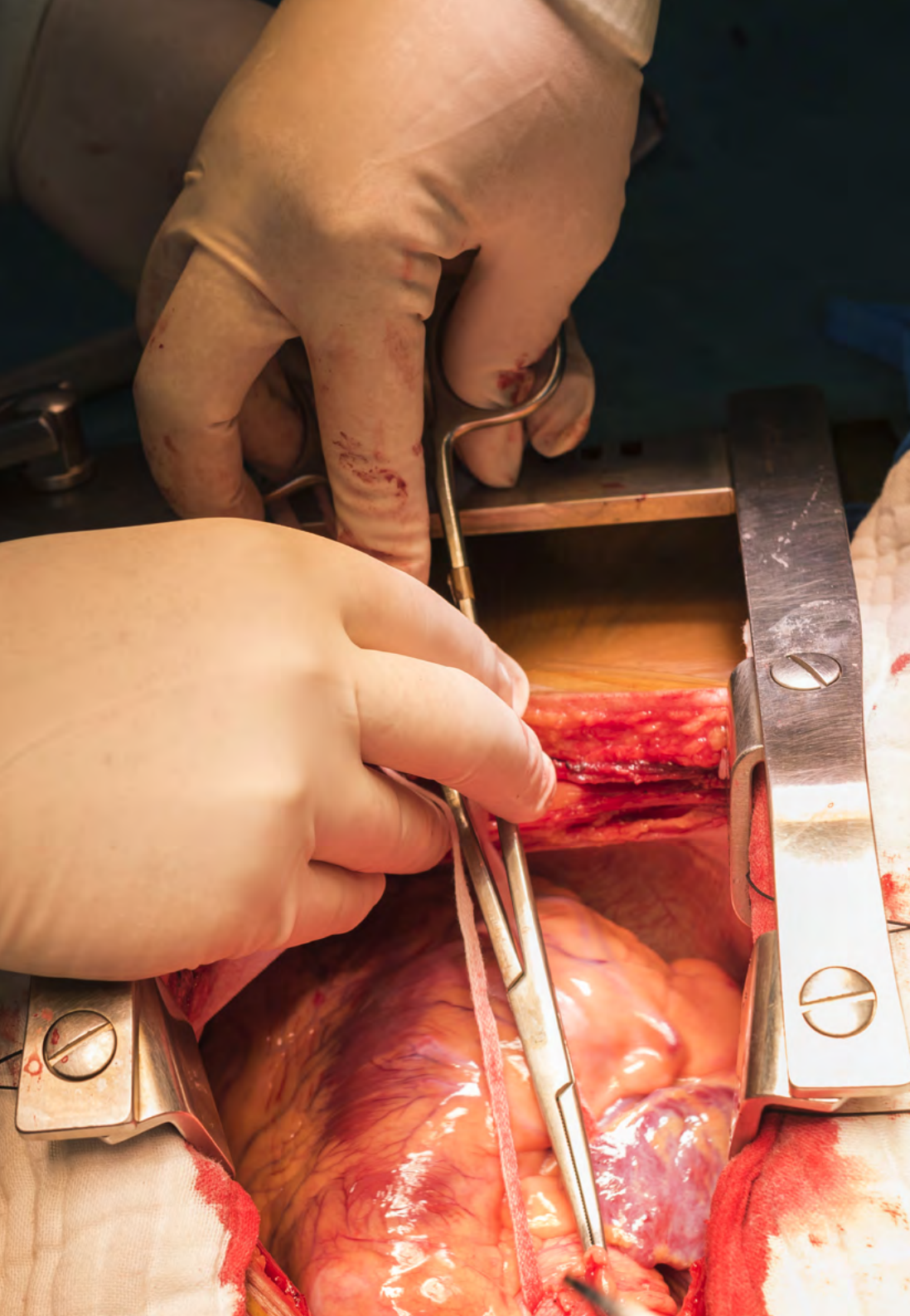
### Dr. Castro de Rojas, Ligia Irene

- ♦ Doctor specialized in Obstetrics and Gynecology.
- ♦ Professor of Morphophysiology I and II at the Experimental School of Nursing, Faculty of Medicine, Universidad Central de Venezuela.
- ♦ Medical School Counselor
- ♦ Medical sonographer
- ♦ Resident physician at the Palo Negro outpatient clinic
- ♦ General Practitioner at Policlínica Coromoto



### Dr. Piña Rojas, Juan Luis

- ♦ Plastic and reconstructive surgeon. Maracay Central Hospital.
- ♦ Secretary of Academic Affairs, 2004-2005 period, Student Center, La Morita branch, Carabobo University.
- ♦ Chief Resident 2012-2014 Postgraduate of Plastic Surgery Maracay's Central Hospital.
- ♦ Academic Teaching Coordinator 2016-2018 postgraduate course in Plastic Surgery, Maracay Central Hospital.
- ♦ Postgraduate resident doctor of the 1st level in the department of Surgery at Maracay's central hospital from March 3, 2008 to December 2010. (Position earned by credential competition)
- ♦ Academic Teaching Coordinator 2016-2018 postgraduate course in Plastic Surgery, Maracay Central Hospital.



## Professors

### Dr. Piña Aponte, Enzo Raúl

- ♦ Oral and Maxillofacial Surgeon
- ♦ Oral and Maxillofacial Surgeon in Private Clinic
- ♦ Postgraduate Professor of Oral and Maxillofacial Surgery UC-IVSS,
- ♦ Assistant of the Oral and Maxillofacial Surgery Service "Dr. Atilio Perdomo", University Hospital "Dr. Ángel Larralde"; Valencia, Edo. Carabobo.
- ♦ Undergraduate Teaching, Subject "Comprehensive Adult Clinic II",
- ♦ Rotation of Oral Surgery, 5th year, School of Dentistry, Carabobo University. Valencia, Edo. Carabobo.

### Dr. Rivas Zambrano, Aura Lorena

- ♦ Pediatric Infectious Diseases Specialist
- ♦ Medical School. Carabobo University, Venezuela. Promotion position: 2. Magna Cum Laude
- ♦ Pediatrics Residency at Maracay Hospital Central de Maracay. Carabobo University, Venezuela
- ♦ Pediatric Infectious Diseases Residency at the José Manuel de los Ríos Children's Hospital. Venezuela.
- ♦ Pediatric Infectiologist. Maracay Central Hospital. Venezuela
- ♦ Professor of Pediatric Infectious Diseases. Carabobo University. U Venezuela.
- ♦ Lecturer in National and Regional Congresses and Conferences.

# 04

## Structure and Content

The structure and contents of this complete curriculum have been designed by a team of professionals knowledgeable about the implications of medical training in the approach to the surgical patient, aware of the relevance of current training and committed to quality teaching through new educational technologies. This extensive compendium of contents will be the main asset of the professional when it comes to training in depth in the steps and protocols to follow when performing a surgical intervention with the aim of reconstructing parts of the structure of the lip and palate.





“

*This Postgraduate Certificate in Genital Reconstruction contains the most complete and up-to-date scientific program on the market".*

## Module 1. Genital Reconstruction

- 1.1. Female Genital System Anatomy and Physiology
  - 1.1.1. Female Genital System Abnormalities
  - 1.1.2. Congenital Anomalies: Vaginal Atresia, Nymphal Atresia
  - 1.1.3. Acquired Anomalies, Post-Oncological Treatment, Post-traumatic Surgery.
  - 1.1.4. Pelvic floor
- 1.2. Vaginoplasties
  - 1.2.1. Post-radiation Reconstructive Vaginoplasties
  - 1.2.2. Post- Trauma Reconstructive Vaginoplasties
  - 1.2.3. Use of Grafts and Flaps in Vaginoplasties
  - 1.2.4. Vaginal Prosthesis Use
  - 1.2.5. Vaginal Dilators Post-Surgery
- 1.3. Vaginal Prolapse Treatment and Reconstruction
  - 1.3.1. Anterior prolapse
  - 1.3.2. Posterior Prolapse
  - 1.3.3. Urethral Pathologies
- 1.4. Labiaplasty
  - 1.4.1. Labia Majora Labiaplasty
  - 1.4.2. Nympectomies
  - 1.4.3. Radiofrequency Surgery and CO2 Laser
- 1.5. Hymenoplasty
  - 1.5.1. Post Intentional Hymenectomy
  - 1.5.2. Post Intentional Hymenectomy
  - 1.5.3. Hymeneal Reconstruction
- 1.6. Genital Mutilation, Clitoridectomy and Infibulation
  - 1.6.1. Clitoral Reconstruction
  - 1.6.2. Labia Majora and Nymphatic Reconstruction
  - 1.6.3. Clitoroplasty
  - 1.6.4. Reconstructive Surgery in Gender Reassignment
- 1.7. Male Genital system







- 1.7.1. Congenital and Acquired Abnormalities
- 1.7.2. Phimosis, Circumcision, Aesthetic Penile Surgeries
- 1.7.3. Short Frenulum
- 1.8. Testicular Implant
  - 1.8.1. Types of Prosthesis
  - 1.8.2. Operative Technique
- 1.9. Aesthetic or Reconstructive Surgery of the Scrotum
  - 1.9.1. Indications for Scrotal Reconstruction
  - 1.9.2. Operative Technique
- 1.10. Legal Implications of Genital Reconstructive Surgery
  - 1.10.1. Importance of Taking a Complete and Thorough Medical History
  - 1.10.2. Importance of the Psychological Examination of the Patient
  - 1.10.3. Informed Consent. Legal Involvement
  - 1.10.4. Liability Insurance



*A unique, key, and decisive training experience to boost your professional development”*

# 05 Methodology

This training program provides you with a different way of learning. Our methodology uses a cyclical learning approach: ***Re-learning***.

This teaching system is used in the most prestigious medical schools in the world, and major publications such as the ***New England Journal of Medicine*** have considered it to be one of the most effective.





“

*Discover Re-learning, a system that abandons conventional linear learning, to take you through cyclical teaching systems: a way of learning that has proven to be extremely effective, especially in subjects that require memorization"*

## At TECH we use the Case Method

In a given situation, what would you do? Throughout the program, you will be presented with multiple simulated clinical cases based on real patients, where you will have to investigate, establish hypotheses and, finally, resolve the situation. There is abundant scientific evidence on the effectiveness of the method. Specialists learn better, faster, and more sustainably over time.

*With TECH you can experience a way of learning that is shaking the foundations of traditional universities around the world.*



According to Dr. Gérvas, the clinical case is the annotated presentation of a patient, or group of patients, which becomes a "case", an example or model that illustrates some peculiar clinical component, either because of its teaching potential or because of its uniqueness or rarity. It is essential that the case is based on current professional life, trying to recreate the real conditions in professional medical practice.

“

*Did you know that this method was developed in 1912 at Harvard for law students? The case method consisted of presenting students with real-life, complex situations for them to make decisions and justify their decisions on how to solve them. In 1924, Harvard adopted it as a standard teaching method”*

The effectiveness of the method is justified by four fundamental achievements:

1. Students who follow this method not only grasp concepts, but also develop their mental capacity by evaluating real situations and applying their knowledge.
2. The learning process has a clear focus on practical skills that allow the student to better integrate into the real world.
3. Ideas and concepts are understood more efficiently, given that the example situations are based on real-life.
4. Students like to feel that the effort they put into their studies is worthwhile. This then translates into a greater interest in learning and more time dedicated to working on the course.





## Re-Learning Methodology

At TECH we enhance the Harvard case method with the best 100% online teaching methodology available: Re-learning.

Our University is the first in the world to combine the study of clinical cases with a 100% online learning system based on repetition, combining a minimum of 8 different elements in each lesson, which represent a real revolution with respect to simply studying and analyzing cases.

*The physician will learn through real cases and by solving complex situations in simulated learning environments. These simulations are developed using state-of-the-art software to facilitate immersive learning.*





At the forefront of world teaching, the Re-learning method has managed to improve the overall satisfaction levels of professionals who complete their studies, with respect to the quality indicators of the best Spanish-speaking online university (Columbia University).

With this methodology we have trained more than 250,000 physicians with unprecedented success, in all clinical specialties regardless of the surgical load. All this in a highly demanding environment, where the students have a strong socio-economic profile and an average age of 43.5 years.

*Re-learning will allow you to learn with less effort and better performance, involving you more in your specialization, developing a critical mindset, defending arguments, and contrasting opinions: a direct equation to success.*

In our program, learning is not a linear process, but rather a spiral (we learn, unlearn, forget, and re-learn). Therefore, we combine each of these elements concentrically.

The overall score obtained by our learning system is 8.01, according to the highest international standards.



In this program you will have access to the best educational material, prepared with you in mind:



#### Study Material

All teaching material is produced by the specialists who teach the course, specifically for the course, so that the teaching content is highly specific and precise.

This content is then adapted in an audiovisual format that will create our way of working online, with the latest techniques that allow us to offer you high quality in all of the material that we provide you with.



#### Latest Techniques and Procedures on Video

We introduce you to the latest techniques, to the latest educational advances, to the forefront of current medical techniques. All this, in first person, with the maximum rigor, explained and detailed for your assimilation and understanding. And best of all, you can watch them as many times as you want.



#### Interactive Summaries

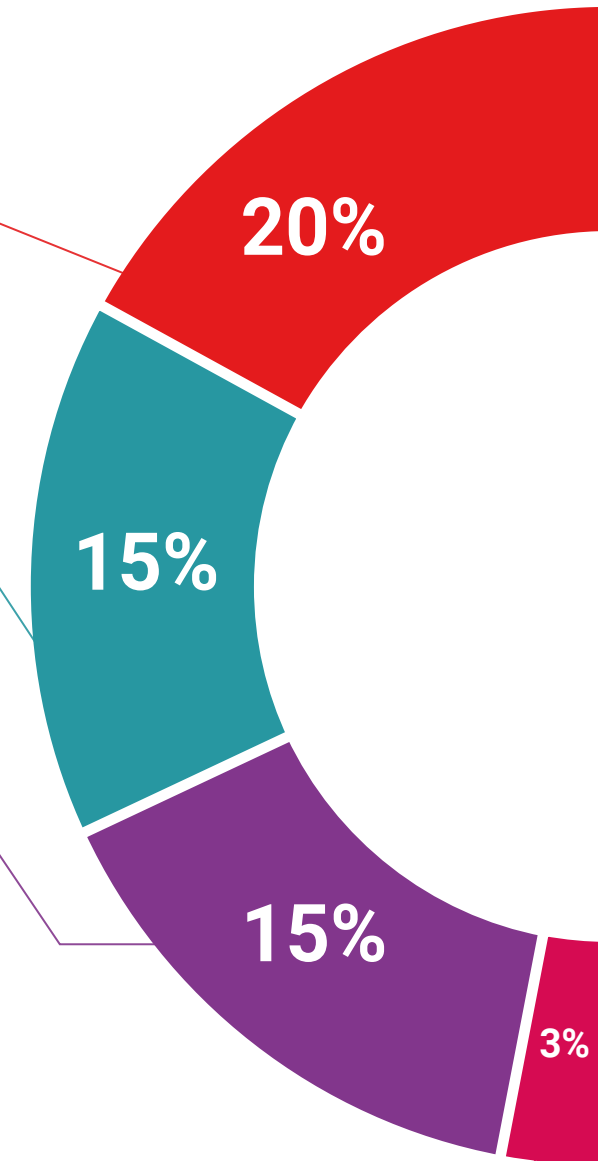
We present the contents attractively and dynamically in multimedia lessons that include audio, videos, images, diagrams, and concept maps in order to reinforce knowledge.

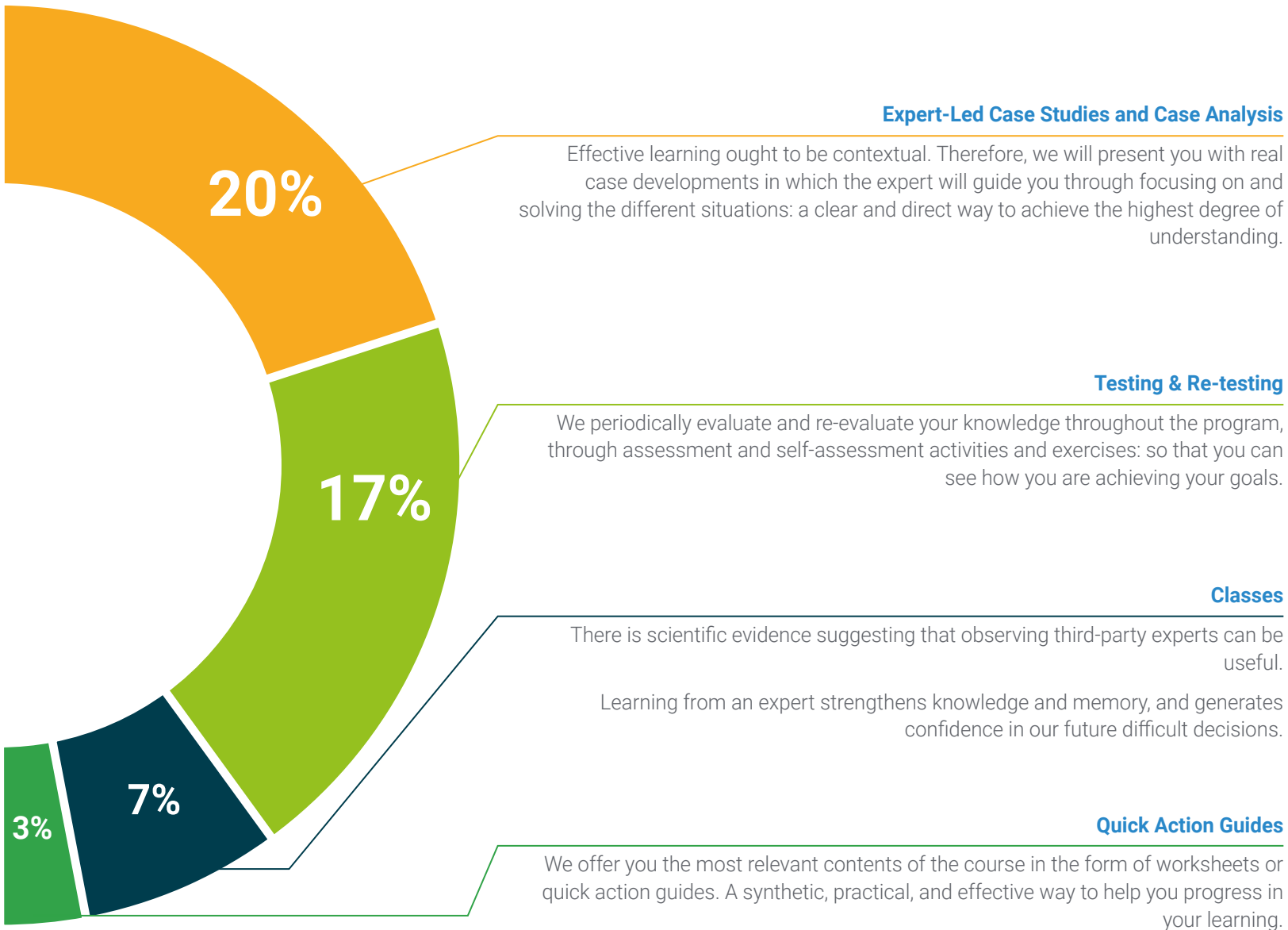
This unique multimedia content presentation training system was awarded by Microsoft as a "European Success Story".



#### Additional Reading

Recent articles, consensus documents, international guides. in our virtual library you will have access to everything you need to complete your training.







# 06 Certificate

Through a different and stimulating learning experience, you will be able to acquire the necessary skills to take a big step in your training. An opportunity to progress, with the support and monitoring of a modern and specialized university, which will propel you to another professional level.



“

*Include in your training a Postgraduate Certificate in Genital Reconstruction: a highly qualified added value for any medical professional".*

This private qualification will allow you to obtain a **Postgraduate Certificate in Genital Reconstruction** endorsed by **TECH Global University**, the world's largest online university.

**TECH Global University** is an official European University publicly recognized by the Government of Andorra ([official bulletin](#)). Andorra is part of the European Higher Education Area (EHEA) since 2003. The EHEA is an initiative promoted by the European Union that aims to organize the international training framework and harmonize the higher education systems of the member countries of this space. The project promotes common values, the implementation of collaborative tools and strengthening its quality assurance mechanisms to enhance collaboration and mobility among students, researchers and academics.

This **TECH Global University** private qualification is a European program of continuing education and professional updating that guarantees the acquisition of competencies in its area of knowledge, providing a high curricular value to the student who completes the program.

Title: **Postgraduate Certificate in Genital Reconstruction**

Modality: **online**

Duration: **6 weeks**

Accreditation: **6 ECTS**





future  
health confidence people  
education information tutors  
guarantee accreditation teaching  
institutions technology learning  
community commitment  
personalized service innovation  
knowledge present  
online training  
development language  
virtual classroom



## Postgraduate Certificate Genital Reconstruction

- » Modality: online
- » Duration: 6 weeks
- » Certificate: TECH Technological University
- » Accreditation: 6 ECTS
- » Schedule: at your own pace
- » Exams: online

# Postgraduate Certificate Genital Reconstruction

