

Postgraduate Certificate

Filler Materials and Hyaluronic Acid
in Advanced Aesthetic Medicine





Postgraduate Certificate

Filler Materials and Hyaluronic Acid in Advanced Aesthetic Medicine

- » Modality: online
- » Duration: 6 weeks
- » Certificate: TECH Technological University
- » Dedication: 8h/week
- » Schedule: at your own pace
- » Exams: online

Website: www.techtute.com/us/medicine/postgraduate-certificate/filler-materials-hyaluronic-acidin-advanced-aesthetic-medicine

Index

01

Introduction

p. 4

02

Objectives

p. 8

03

Course Management

p. 12

04

Structure and Content

p. 16

05

Methodology

p. 20

06

Certificate

p. 28

01

Introduction

Advances in technology and constant innovation in products and techniques for the application of filler materials have made training in these areas vital to ensure the safety and efficacy of treatments. For this reason, TECH launches a solid and updated teaching in the use of the most popular filler materials, such as calcium hydroxyapatite and hyaluronic acid, as well as rhinomodeling techniques, lip fillers and other key areas in advanced Aesthetic Medicine. Additionally, the program is developed in a 100% online format and uses Relearning methodology, which allows students to access the training in a flexible and practical way. Our commitment is to provide a high quality program that enables physicians to improve their skills and knowledge in this field.

Patients are seeking increasingly advanced aesthetic treatments, which means that physicians must be up-to-date on the latest techniques and trends. Therefore, there is an increasing demand that has been growing steadily in recent years.





“

Do you need to update your knowledge in one of the most demanded areas in Aesthetic Medicine? Thanks to this Postgraduate Certificate you will deepen in the most requested techniques through the most avant-garde materials so that you get the most solid knowledge"

The demand for non-invasive aesthetic procedures is growing worldwide, and patients are increasingly looking for treatments that offer natural and long-lasting results. In an increasingly competitive and ever-changing market, it is necessary to keep up to date in order to offer patients effective, safe and high quality treatments. Therefore, it is essential for physicians to keep up-to-date on the techniques of filler materials and hyaluronic acid.

TECH has designed this Postgraduate Certificate in Filler Materials and Hyaluronic Acid in Advanced Aesthetic Medicine, which is the perfect solution for doctors to update their knowledge in this field. In this way, the degree is designed to offer comprehensive and current training in the most popular filler material techniques, such as calcium hydroxyapatite and hyaluronic acid, as well as rhinomodeling techniques, lip fillers and other key areas in this field.

This program is taught in a 100% online format and uses the Relearning methodology based on the reiteration of the fundamental concepts throughout the syllabus to facilitate the integration of knowledge in a natural and progressive way. Professionals will be able to access the materials and tools at any time and from anywhere, only needing a device with an internet connection. In this way, they will be able to combine their professional tasks and their personal life with a first level training.

This **Postgraduate Certificate in Filler Materials and Hyaluronic Acid in Advanced Aesthetic Medicine** contains the most complete and up-to-date scientific program on the market. The most important features include:

- ◆ The development of practical cases presented by experts in Advanced Aesthetic Medicine
- ◆ The graphic, schematic, and practical contents with which they are created, provide scientific and practical information on the disciplines that are essential for professional practice
- ◆ Practical exercises where self-assessment can be used to improve learning
- ◆ Its special emphasis on innovative methodologies
- ◆ Theoretical lessons, questions to the expert, debate forums on controversial topics, and individual reflection assignments
- ◆ Content that is accessible from any fixed or portable device with an Internet connection



You will learn about the latest advances in calcium hydroxyapatite, polyactic acid and hyaluronic acid"

“

You will have at your disposal a Virtual Campus available 24 hours a day and you will be able to download the material to consult it whenever you need it”

Deepen your understanding of dark circles and cheek filler techniques and learn about the complications associated with filler materials and how to avoid them.

Access now to a library full of high quality multimedia content that you can download and consult whenever you want.

The program's teaching staff includes professionals from sector who contribute their work experience to this educational program, as well as renowned specialists from leading societies and prestigious universities.

Its multimedia content, developed with the latest educational technology, will provide the professional with situated and contextual learning, i.e., a simulated environment that will provide an immersive education programmed to learn in real situations.

The design of this program focuses on Problem-Based Learning, by means of which the professional must try to solve the different professional practice situations that are presented throughout the academic course. For this purpose, the student will be assisted by an innovative interactive video system created by renowned experts.



02 Objectives

Throughout the program, students will deepen their knowledge of key topics, such as autologous filler materials, rhinomodeling, lip filler, dark circles, and cheekbones, among others. Therefore, the objective of TECH is none other than to provide physicians with the most up-to-date knowledge in their field. In this way, they will be able to offer their patients effective, safe and high quality treatments. They will be able to up-to-date their skills in these key areas for the continuous improvement of their professional practice.






“

During this TECH Postgraduate Certificate you will discover the benefits of autologous fat and plasmagel as filler materials"



General Objectives

- ◆ Update the professional's knowledge in order to be a Aesthetic Medicine expert on the best and newest treatments and to know how to apply them in an adequate and individualized way for each patient
- ◆ Influence the establishment of the most innovative guidelines for an exquisite doctor-patient relationship
- ◆ Get updated on the most important advices regarding risk prevention, complications and emergency situations
- ◆ Learn about the latest developments in Aesthetic Medicine, its treatments and techniques in a way that is not purely theoretical, but through dynamic and practical material





Specific Objectives

- ◆ To update in the use of filler materials: to acquire an in-depth knowledge of the concept and its use, to know their types
- ◆ Update the graduate's knowledge in the handling of hyaluronic acid
- ◆ Correctly identify, based on their types, the main indications and treatments (dark circles, lips, furrows and expression lines)



Update yourself on the classification of filler materials and how to choose the most suitable one for each patient"



03

Course Management

In its commitment to excellence and quality education, TECH has assembled a team of professionals, experts in Aesthetic Medicine. Therefore, the faculty that makes up this program is composed of medical specialists in this field. They have contributed their extensive professional careers and years of experience for the most solid update of the graduates. In this way, they will be introduced to calcium hydroxyapatite, polylactic acid and hyaluronic acid by consolidated professionals. All this with the aim of ensuring the most contemporary and cutting-edge knowledge in this key area of medicine.






“

Improve your technical and clinical skills to provide your patients with high quality results from reputable specialists”

Management



Dr. Ruiz Allende, Alba María

- ◆ Medical Director of Aesthetic Medicine of the Clínica Londres Group
- ◆ Director of the Department of Aesthetic Medicine in the IMEMA Clinic
- ◆ Aesthetic medicine workshops trainer
- ◆ University professor at the CEU and UCAM
- ◆ Professor of MIR preparation at CTO
- ◆ Clinical researcher and editor of the magazine Emergency Live
- ◆ Residency in the specialty of Family, Community and Emergency Medicine at the Hospital Clínico San Carlos
- ◆ Master in Aesthetic Medicine and Nutrition at the Catholic University San Antonio of Murcia
- ◆ Master's Degree in Business Management from the Catholic University San Antonio of Murcia
- ◆ Master's Degree in Clinical Bioethics from UIMP

Professors

Dr. Maan Di Campli, Claudia Marina

- ◆ Aesthetic doctor at Novoclinic
- ◆ Medical Surgeon by the University De Oriente Núcleo Anzoátegui
- ◆ Member of the Illustrious Official College of Physicians of Madrid.(ICOMEM)
- ◆ Professional Degree in Aesthetic, Facial and Body Medicine from the University of Carabobo
- ◆ Professional Master's Degree in Esthetic axonal regeneration and Anti-Aging Medicine at the Complutense University of Madrid
- ◆ Member: Aesthetic Medicine Association of Madrid (AMAM)

Dr. Córdoba Canella, Estefanía

- ◆ Family and Community Medicine Specialist of Physician in San Carlos Clinical Hospital
- ◆ Degree in Medicine and Surgery from the Autonomous University of Madrid
- ◆ Degree in Nursing, CEU San Pablo University

Dr. Gonzalez San Narciso, Estrella

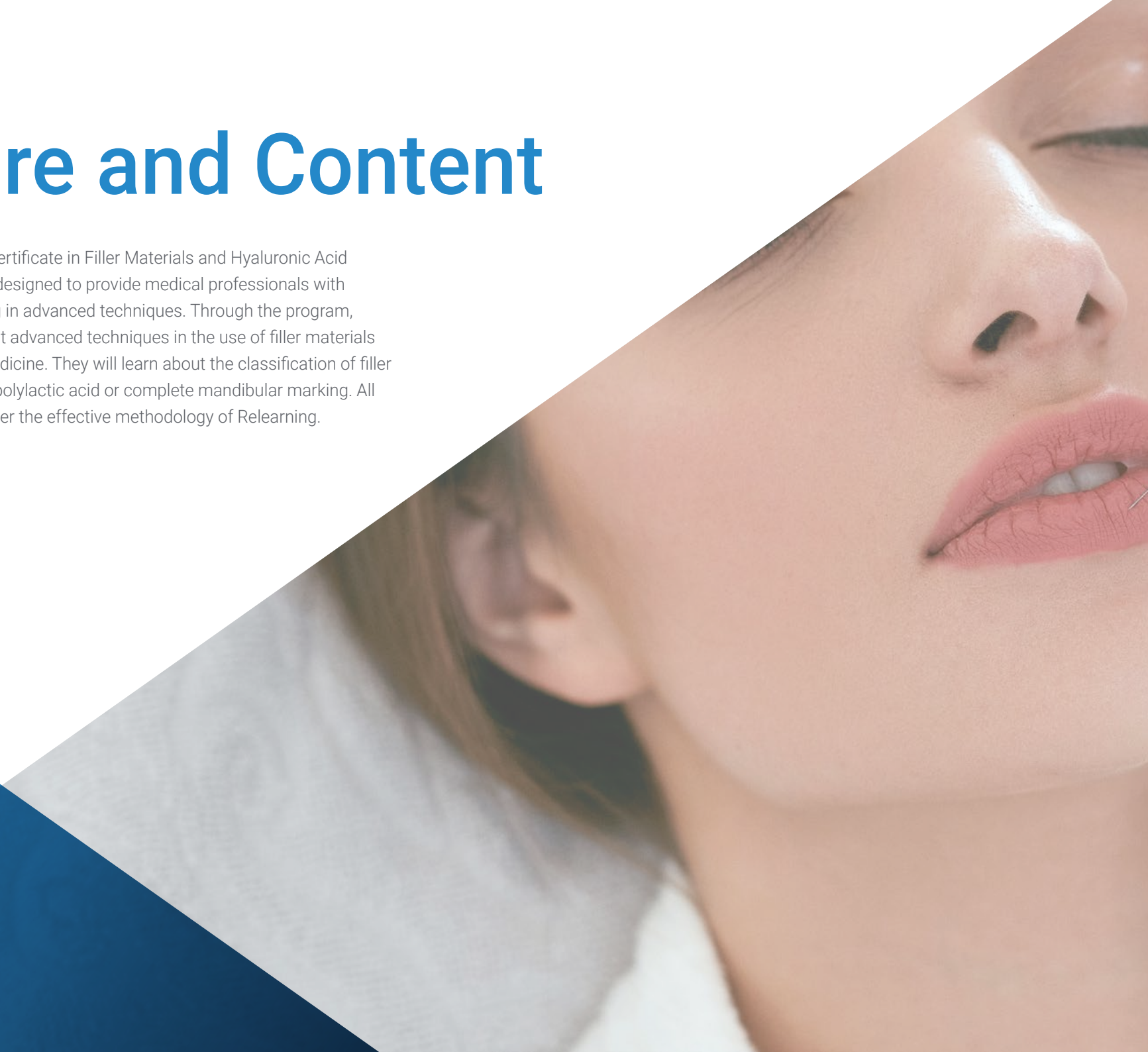
- ◆ Specialist in Family and Community the area of Medicine
- ◆ Graduate in Medicine



04

Structure and Content

The syllabus of the Postgraduate Certificate in Filler Materials and Hyaluronic Acid in Advanced Aesthetic Medicine is designed to provide medical professionals with innovative and cutting-edge training in advanced techniques. Through the program, students will be updated in the most advanced techniques in the use of filler materials and hyaluronic acid in Aesthetic Medicine. They will learn about the classification of filler materials, calcium hydroxyapatite, polylactic acid or complete mandibular marking. All this in a total online format and under the effective methodology of Relearning.





“

Adapt your up-to-date training according to your needs and study at your own pace thanks to TECH's Relearning methodology”

Module 1. Hyaluronic Acid Filler Materials

- 1.1. Filler Materials
 - 1.1.1. Classification of Filler Materials
 - 1.1.2. Autologous filler materials: autologous fat, plasmigel
 - 1.1.3. Resorbable and non-resorbable filler materials
- 1.2. Calcium hydroxyapatite (Radiesse)
 - 1.2.1. Indications
 - 1.2.2. Way of Action
 - 1.2.3. Application Techniques
 - 1.2.4. Results and durability
- 1.3. Polylactic acid (Ellanse, Sculptra)
 - 1.3.1. Indications
 - 1.3.2. Way of Action
 - 1.3.3. Application Techniques
 - 1.3.4. Results and durability
- 1.4. Hyaluronic Acid
 - 1.4.1. Indications
 - 1.4.2. Types
 - 1.4.3. Way of Action
 - 1.4.4. Application Techniques
 - 1.4.5. Results and durability
- 1.5. Rhino-Modeling
 - 1.5.1. Indications for rhinoplasty
 - 1.5.2. Most commonly used materials for rhinoplasty (hyaluronic acid, threads, etc.)
 - 1.5.3. Rhinoplasty techniques
 - 1.5.4. Complications and adverse effects
 - 1.5.5. Post-treatment recommendations
- 1.6. Lip Filler
 - 1.6.1. Lip filler indications
 - 1.6.2. Most commonly used materials for lip fillers
 - 1.6.3. Lip filler techniques
 - 1.6.4. Complications and adverse effects
 - 1.6.5. Post-treatment recommendations





- 1.7. Filling of dark circles
 - 1.7.1. Filling dark circles indications
 - 1.7.2. Most commonly used materials for dark eye fillers
 - 1.7.3. Dark Eye filler techniques
 - 1.7.4. Complications and adverse effects
 - 1.7.5. Post-treatment recommendations
- 1.8. Cheekbone filler
 - 1.8.1. Indications for cheek filler
 - 1.8.2. Most Used Materials
 - 1.8.3. Cheekbone filler techniques
 - 1.8.4. Complications and adverse effects
 - 1.8.5. Post-treatment recommendations
- 1.9. Complete mandibular marking
 - 1.9.1. Mandibular marking indications
 - 1.9.2. Most used materials for mandibular marking
 - 1.9.3. Mandibular marking Techniques
 - 1.9.4. Complications and adverse effects
 - 1.9.5. Post-treatment recommendations
- 1.10. Complications of Filler Materials
 - 1.10.1. Complications Associated with Hyaluronic Acid Injections
 - 1.10.2. Complications Associated with Calcium Hydroxyapatite Injections
 - 1.10.3. Available antidotes for different filler materials



By the end of the program, you will have a thorough knowledge of advanced Aesthetic Medicine techniques and be prepared to apply them in clinical practice"

05

Methodology

This academic program offers students a different way of learning. Our methodology uses a cyclical learning approach: **Relearning**.

This teaching system is used, for example, in the most prestigious medical schools in the world, and major publications such as the **New England Journal of Medicine** have considered it to be one of the most effective.





“

Discover Relearning, a system that abandons conventional linear learning, to take you through cyclical teaching systems: a way of learning that has proven to be extremely effective, especially in subjects that require memorization"

At TECH we use the Case Method

What should a professional do in a given situation? Throughout the program, students will face multiple simulated clinical cases, based on real patients, in which they will have to do research, establish hypotheses, and ultimately resolve the situation. There is an abundance of scientific evidence on the effectiveness of the method. Specialists learn better, faster, and more sustainably over time.

With TECH you will experience a way of learning that is shaking the foundations of traditional universities around the world.



According to Dr. Gérvas, the clinical case is the annotated presentation of a patient, or group of patients, which becomes a "case", an example or model that illustrates some peculiar clinical component, either because of its teaching power or because of its uniqueness or rarity. It is essential that the case is based on current professional life, trying to recreate the real conditions in the physician's professional practice.

“

Did you know that this method was developed in 1912, at Harvard, for law students? The case method consisted of presenting students with real-life, complex situations for them to make decisions and justify their decisions on how to solve them. In 1924, Harvard adopted it as a standard teaching method”

The effectiveness of the method is justified by four fundamental achievements:

1. Students who follow this method not only achieve the assimilation of concepts, but also a development of their mental capacity, through exercises that evaluate real situations and the application of knowledge.
2. Learning is solidly translated into practical skills that allow the student to better integrate into the real world.
3. Ideas and concepts are understood more efficiently, given that the example situations are based on real-life.
4. Students like to feel that the effort they put into their studies is worthwhile. This then translates into a greater interest in learning and more time dedicated to working on the course.



Relearning Methodology

At TECH we enhance the case method with the best 100% online teaching methodology available: Relearning.

This university is the first in the world to combine the study of clinical cases with a 100% online learning system based on repetition, combining a minimum of 8 different elements in each lesson, a real revolution with respect to the mere study and analysis of cases.

Professionals will learn through real cases and by resolving complex situations in simulated learning environments. These simulations are developed using state-of-the-art software to facilitate immersive learning.



At the forefront of world teaching, the Relearning method has managed to improve the overall satisfaction levels of professionals who complete their studies, with respect to the quality indicators of the best online university (Columbia University).

With this methodology, more than 250,000 physicians have been trained with unprecedented success in all clinical specialties regardless of surgical load. Our pedagogical methodology is developed in a highly competitive environment, with a university student body with a strong socioeconomic profile and an average age of 43.5 years old.

Relearning will allow you to learn with less effort and better performance, involving you more in your specialization, developing a critical mindset, defending arguments, and contrasting opinions: a direct equation to success.

In our program, learning is not a linear process, but rather a spiral (learn, unlearn, forget, and re-learn). Therefore, we combine each of these elements concentrically.

The overall score obtained by TECH's learning system is 8.01, according to the highest international standards.



This program offers the best educational material, prepared with professionals in mind:



Study Material

All teaching material is produced by the specialists who teach the course, specifically for the course, so that the teaching content is highly specific and precise.

These contents are then applied to the audiovisual format, to create the TECH online working method. All this, with the latest techniques that offer high quality pieces in each and every one of the materials that are made available to the student.



Surgical Techniques and Procedures on Video

TECH introduces students to the latest techniques, the latest educational advances and to the forefront of current medical techniques. All of this in direct contact with students and explained in detail so as to aid their assimilation and understanding. And best of all, you can watch the videos as many times as you like.



Interactive Summaries

The TECH team presents the contents attractively and dynamically in multimedia lessons that include audio, videos, images, diagrams, and concept maps in order to reinforce knowledge.

This exclusive educational system for presenting multimedia content was awarded by Microsoft as a "European Success Story".



Additional Reading

Recent articles, consensus documents and international guidelines, among others. In TECH's virtual library, students will have access to everything they need to complete their course.





Expert-Led Case Studies and Case Analysis

Effective learning ought to be contextual. Therefore, TECH presents real cases in which the expert will guide students, focusing on and solving the different situations: a clear and direct way to achieve the highest degree of understanding.



Testing & Retesting

We periodically evaluate and re-evaluate students' knowledge throughout the program, through assessment and self-assessment activities and exercises, so that they can see how they are achieving their goals.



Classes

There is scientific evidence on the usefulness of learning by observing experts. The system known as Learning from an Expert strengthens knowledge and memory, and generates confidence in future difficult decisions.



Quick Action Guides

TECH offers the most relevant contents of the course in the form of worksheets or quick action guides. A synthetic, practical, and effective way to help students progress in their learning.



06 Certificate

The Postgraduate Certificate in Filler Materials And Hyaluronic Acid in Advanced Aesthetic Medicine guarantees students, in addition to the most rigorous and up-to-date education, access to a Postgraduate Certificate issued by TECH Technological University.



“

Successfully complete this program and receive your university qualification without having to travel or fill out laborious paperwork"

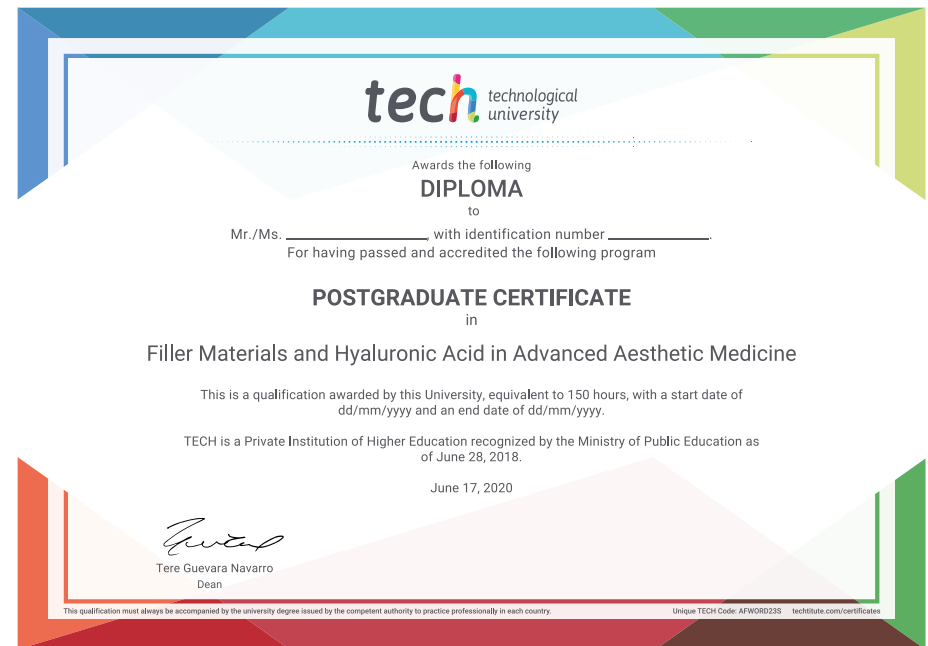
This **Postgraduate Certificate in Filler Materials and Hyaluronic Acid in Advanced Aesthetic Medicine** contains the most complete and up-to-date scientific program on the market.

After the student has passed the assessments, they will receive their corresponding **Postgraduate Certificate** issued by **TECH Technological University** via tracked delivery*.

The diploma issued by **TECH Technological University** will reflect the qualification obtained in the Postgraduate Certificate, and meets the requirements commonly demanded by labor exchanges, competitive examinations, and professional career evaluation committees.

Title: **Postgraduate Certificate Filler Materials and Hyaluronic Acid in Advanced Aesthetic Medicine**

Official N° of Hours: **150 h.**



*Apostille Convention. In the event that the student wishes to have their paper diploma issued with an apostille, TECH EDUCATION will make the necessary arrangements to obtain it, at an additional cost.

future

health confidence people

education information tutors

guarantee accreditation teaching

institutions technology learning

community commitment

personalized service innovation

knowledge present

online training

development language

virtual classroom



Postgraduate Certificate

Filler Materials
and Hyaluronic
Acid in Advanced
Aesthetic Medicine

- » Modality: Online
- » Duration: 6 weeks
- » Certificate: TECH Technological University
- » Dedication: 8h/week
- » Schedule: at your own pace
- » Exams: Online

Postgraduate Certificate

Filler Materials and Hyaluronic Acid
in Advanced Aesthetic Medicine

