

Postgraduate Certificate

Facial Paralysis Smile Recovery





Postgraduate Certificate Facial Paralysis Smile Recovery

- » Modality: online
- » Duration: 6 weeks
- » Certificate: TECH Global University
- » Credits: 6 ECTS
- » Schedule: at your own pace
- » Exams: online

Website: www.techtute.com/us/medicine/postgraduate-certificate/facial-paralysis-smile-recovery

Index

01

Introduction

p. 4

02

Objectives

p. 8

03

Course Management

p. 12

04

Structure and Content

p. 16

05

Methodology

p. 20

06

Certificate

p. 28

01

Introduction

Facial Paralysis is very common in the population and its causes are diverse, as are its consequences and the degree of affection. However, suffering from this pathology often limits the quality of life of patients, generating chronic problems or irreversible consequences. However, the progress in multidisciplinary medical treatments has been very great, creating therapies capable of recovering partial and even total mobility of the muscles. That is why this program will cover the essential and innovative aspects related to this topic, giving you the opportunity for the graduate to update and expand their knowledge in a way 100% online and in just 6 weeks.





“

Help your patients regain their smile through a Postgraduate Certificate that will allow you to update you on therapies and treatments more effective and innovative”

Although Facial Paralysis may be recognized as a minor condition, the truth is that It is a pathology that influences many aspects of the patient's life, not only in the physical section, but in what refers to his mental and psychological health, generating functional and social consequences, in some cases, very severe. For that reason, the specialist's intervention must be quick and effective, applying in this type of situations, the most innovative therapies and techniques that allow the person to recover an optimal quality of life.

In order for the graduate to update their knowledge and learn about the latest advances in facial nerve revitalization or strengthening treatments, TECH has developed this Postgraduate Certificate in Facial Paralysis: Smile Recovery It is about of a program that seeks to serve as a guide, providing you with the keys to stay up to date in everything related to this pathology, from its origin, etiology and diagnosis, to the different types of treatments depending on the age of the patient.

All of this in a comfortable 100% online format, which gives you the possibility of connecting to the Virtual Classroom and enjoying the content at any time and from any device with an internet connection. In addition, you will have hours of high-quality additional material to contextualize the most complex concepts and delve deeper into those sections of the syllabus that are of greatest interest for your professional practice.

This **Postgraduate Certificate in Facial Paralysis Smile Recovery** contains the most complete and up-to-date scientific program on the market. The most important features include:

- ♦ The examination of case studies presented by experts in Oral and Maxillofacial Surgery
- ♦ The graphic, schematic and eminently practical content with which is designed to collect scientific and practical information on those disciplines that are essential for professional practice
- ♦ Practical exercises where the self-assessment process can be carried out to improve learning
- ♦ Its special emphasis on innovative methodologies
- ♦ Theoretical lessons, questions to the expert, debate forums on controversial topics, and individual reflection assignments
- ♦ Content that is accessible from any fixed or portable device with an Internet connection



You will address Facial Paralysis from the anatomical and functional basis, so that you can catch up on the origin of the pathology”

“

Being aware of the latest advances regarding the etiology of Facial Paralysis will allow you to diagnose this condition faster and more accurately”

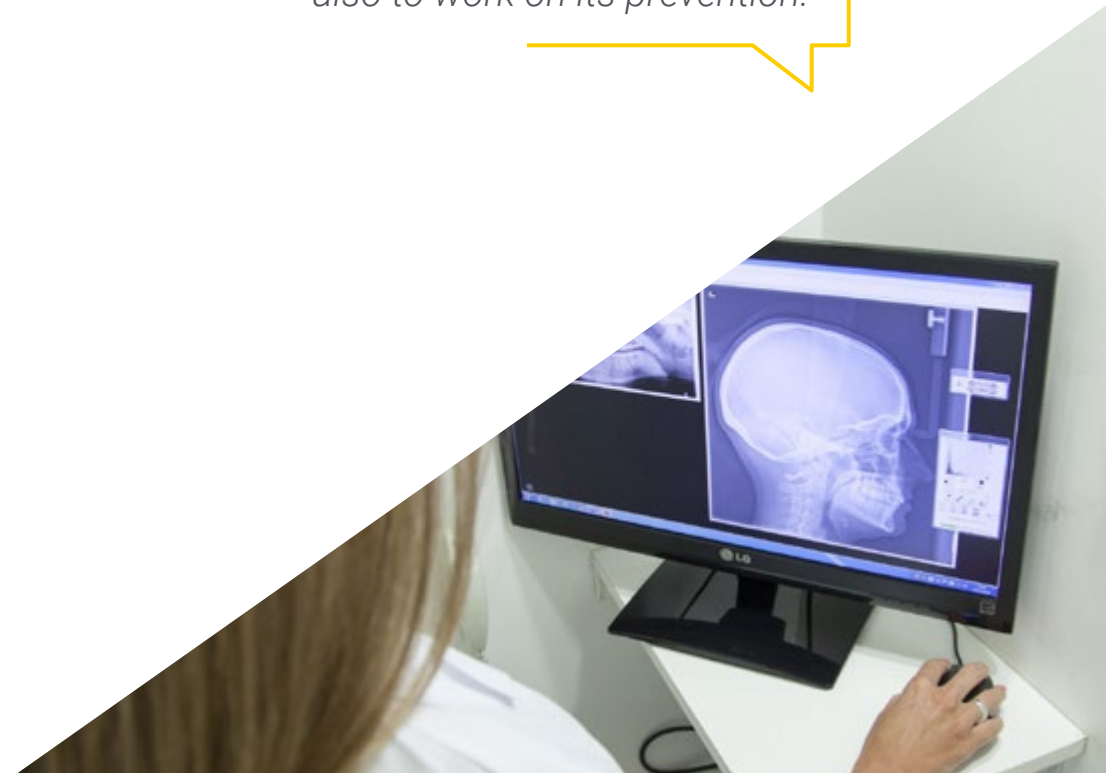
The program includes, in its teaching staff, professionals from the sector who contribute to this training with their work experience, as well as renowned specialists from reference societies and prestigious universities.

The multimedia content, developed with the latest educational technology, will provide the professional with situated and contextual learning, i.e., a simulated environment that will provide immersive education programmed to learn in real situations.

This program is designed around Problem-Based Learning, whereby the professional must try to solve the different professional practice situations that arise during the academic year. For this purpose, the student will be assisted by an innovative interactive video system created by renowned and experienced experts.

You will have hours of high-quality additional material, which includes images and detailed videos, so you can contextualize each case visually.

Delve into the causes that can cause Facial Paralysis will help you, not only to better understand the disease, but also to work on its prevention.



02 Objectives

The objective of this Postgraduate Certificate is to provide the graduate with the most innovative academic tools in the university sector, which allow them to know in detail the latest developments and scientific evidence on everything related to Facial Paralysis. In this way, you will be able to continue updating your knowledge through a 100% online degree without having to neglect your consultation and with the assurance that, after completing the program, you will be able to offer a higher quality medical service and based on the immediate current events of the area.



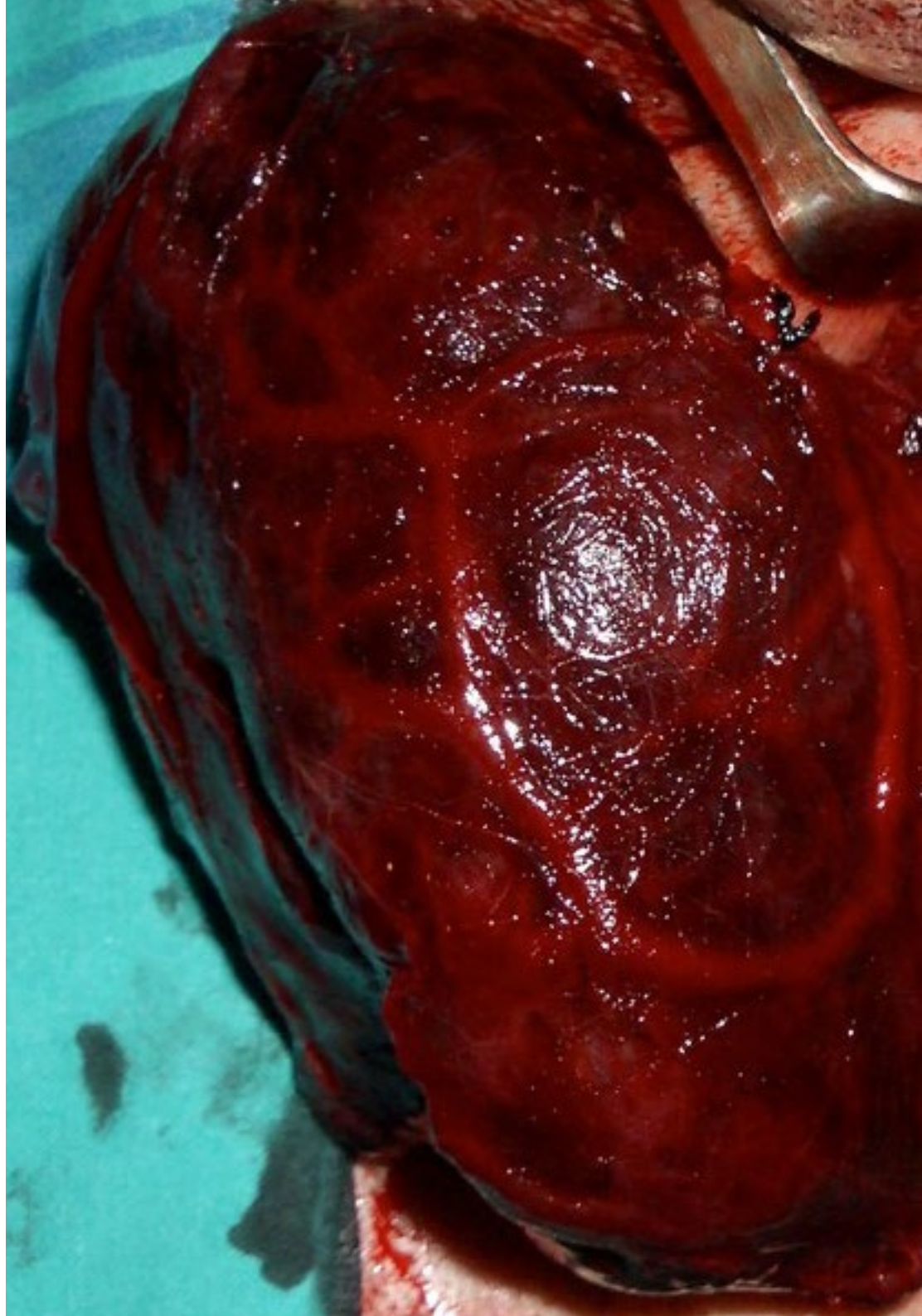
“

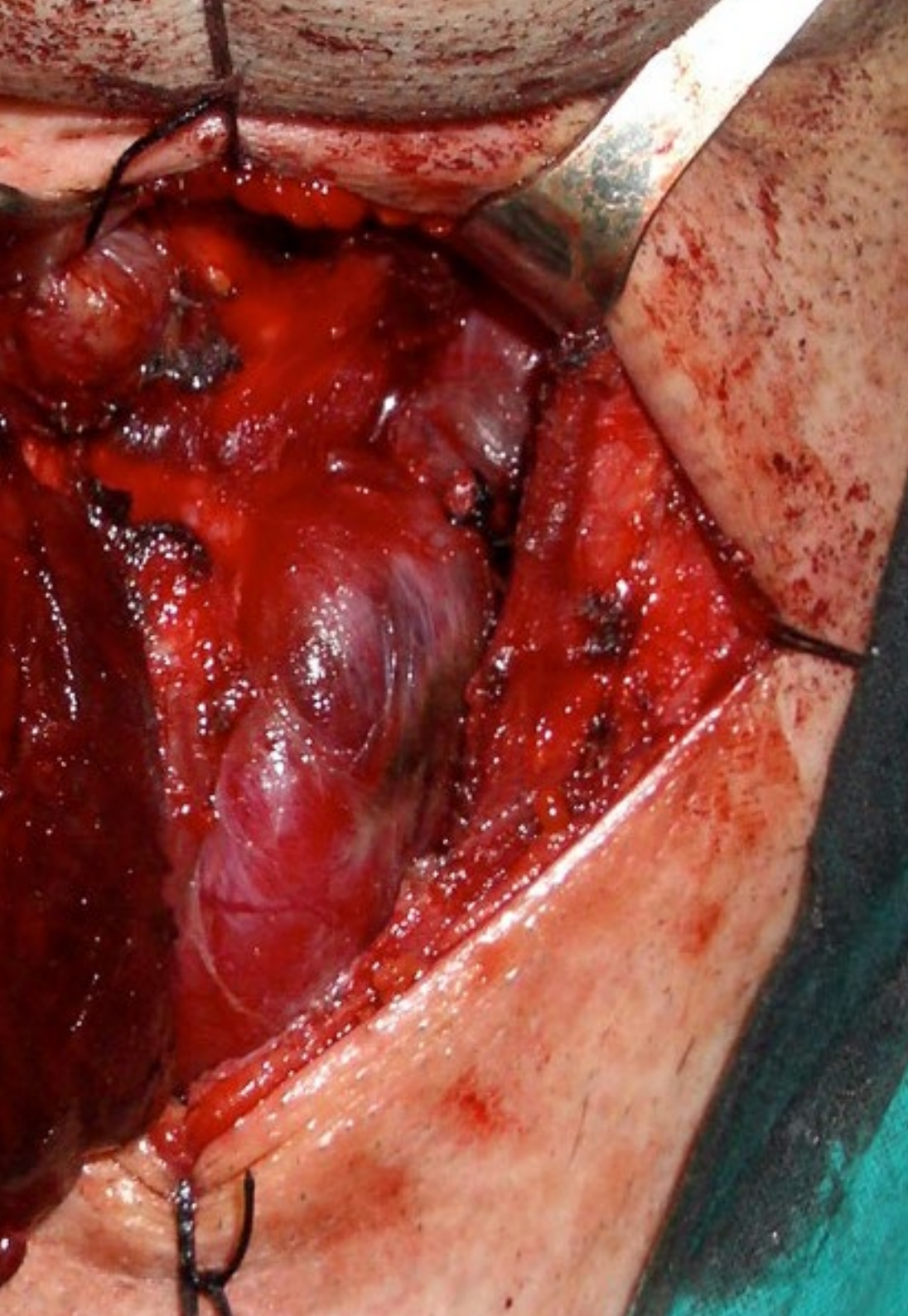
If your goal is to catch up on everything related to Facial Paralysis through of a program adapted to your needs, do not look for any further. You have before you the best option”



General Objectives

- Review the cerviofacial anatomy, a basic starting point for the entire Professional Masters Degree program
- Learn the anatomy and physiology of the relevant glands
- Build a knowledge base on a highly prevalent disorder such as sleep apneas, in which maxillofacial surgeons are among the specialists who can offer therapeutic options
- Update knowledge on facial traumatology, including its main causes and diagnostic techniques
- Know about malignant pathologies divided by anatomical regions that can affect the head and neck
- Know the different reconstructive techniques





Specific Objectives

- Correctly diagnose the type of paralysis in order to establish the appropriate treatment plan
- Be familiar with the different static treatment options in facial paralysis
- Be aware of the different options for dynamic treatment in facial paralysis based on evolutionary stage and comorbidities of the patient
- Know the components necessary to organize a facial paralysis unit
- Know the imaging techniques and functional tests necessary for the diagnosis, staging and prognosis of facial paralysis



You will be able to work on the examination and the complementary tests recommended for each case and depending on the type of patient, so you can review its specifications and characteristics to take into account"

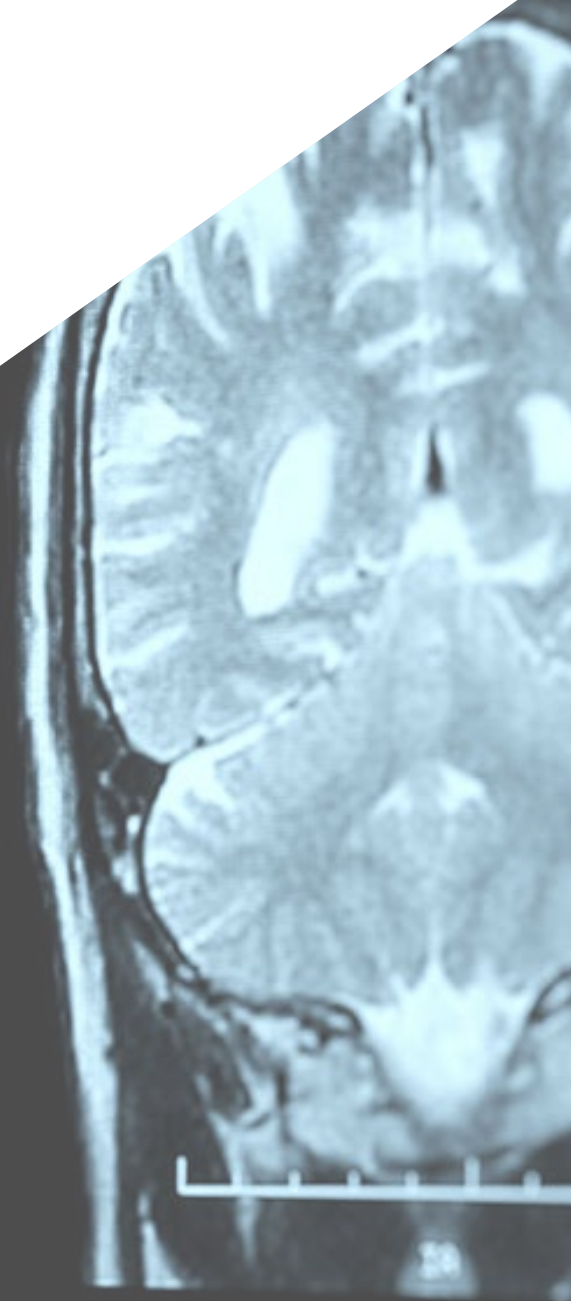
03

Course Management

This Postgraduate Certificate in Facial Paralysis: Smile Recovery is directed and taught by a team of doctors specializing in Maxillofacial Surgery with extensive experience treating patients with affected facial nerves. This is a team of professionals who will make available to the graduate not only the best syllabus and complementary material, but also their time, so that, whenever they need it, they can count on them to resolve any questions that arise during the course.



R
P A



MRI Head Scan
Dec 2002

MRI Head Scan

“

If you need it, you can arrange individualized tutorials or share your doubts through the Virtual Classroom forum, so that you always You will get answers to your questions”

Management



Dr. Pingarrón Martín , Lorena

- ♦ Head of the Maxillofacial Surgery Service at Rey Juan Carlos University Hospital, General de Villalba e Infanta Elena Hospital
- ♦ Attending Physician of Endocrinology and Nutrition at the University Hospital Jiménez Díaz Foundation. of Madrid
- ♦ Fellow of the European Board of Oral-Maxillofacial-Surgery
- ♦ Responsible for the design and management of animal experimentation procedures: Category B+C+D
- ♦ Specialist in Oral and Maxillofacial Surgery at the Autonomous University of Madrid the University Hospital La Paz
- ♦ PhD Cum Laude in Medicine and Surgery from the Autonomous University of Madrid
- ♦ Degree in Medicine in the University of Miguel Hernández de Elche and Complutense University of Madrid
- ♦ Member of the International Society of Ocular and Maxillofacial Plastic Surgery
- ♦ Member of the Spanish Society of Ocular and Maxillofacial Plastic Surgery
- ♦ President of the Research Commission of the Rey Juan Carlos University Hospital (HURJC)
- ♦ Member Health Research Institute Jiménez Díaz Foundation (IIS-FJD) and the Autonomous University of Madrid
- ♦ Member of the Teaching Commission at the HURJC
- ♦ Member FJD Oncology Institute, Head and Neck Unit
- ♦ Member Multidisciplinary Sleep Unit HURJC
- ♦ Member of the HURJC Head and Neck Tumors Committee
- ♦ Reviewer Journal 'Laryngoscope'. ISI IndexedJournal; Impact Factor 1,617
- ♦ Reviewer 'African Journal of Biotechnology'.ISI IndexedJournal; Factor Impacto 0.565



04

Structure and Content

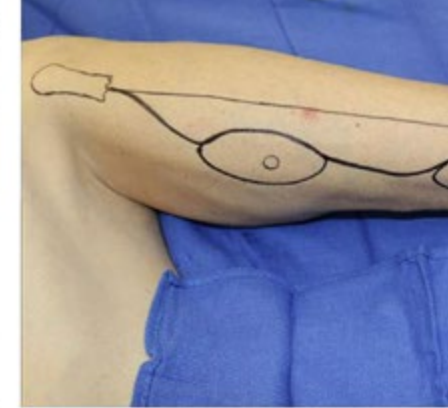
To prepare this Postgraduate Certificate, TECH has followed the guidelines of the teaching team, who, being active doctors and with a long and extensive professional career, know the sector and the latest developments in each field in detail. Next, all the information has been adapted to the specifications of the Relearning methodology, so that the specialist can update himself without having to invest time too much in long and tedious hours of study.





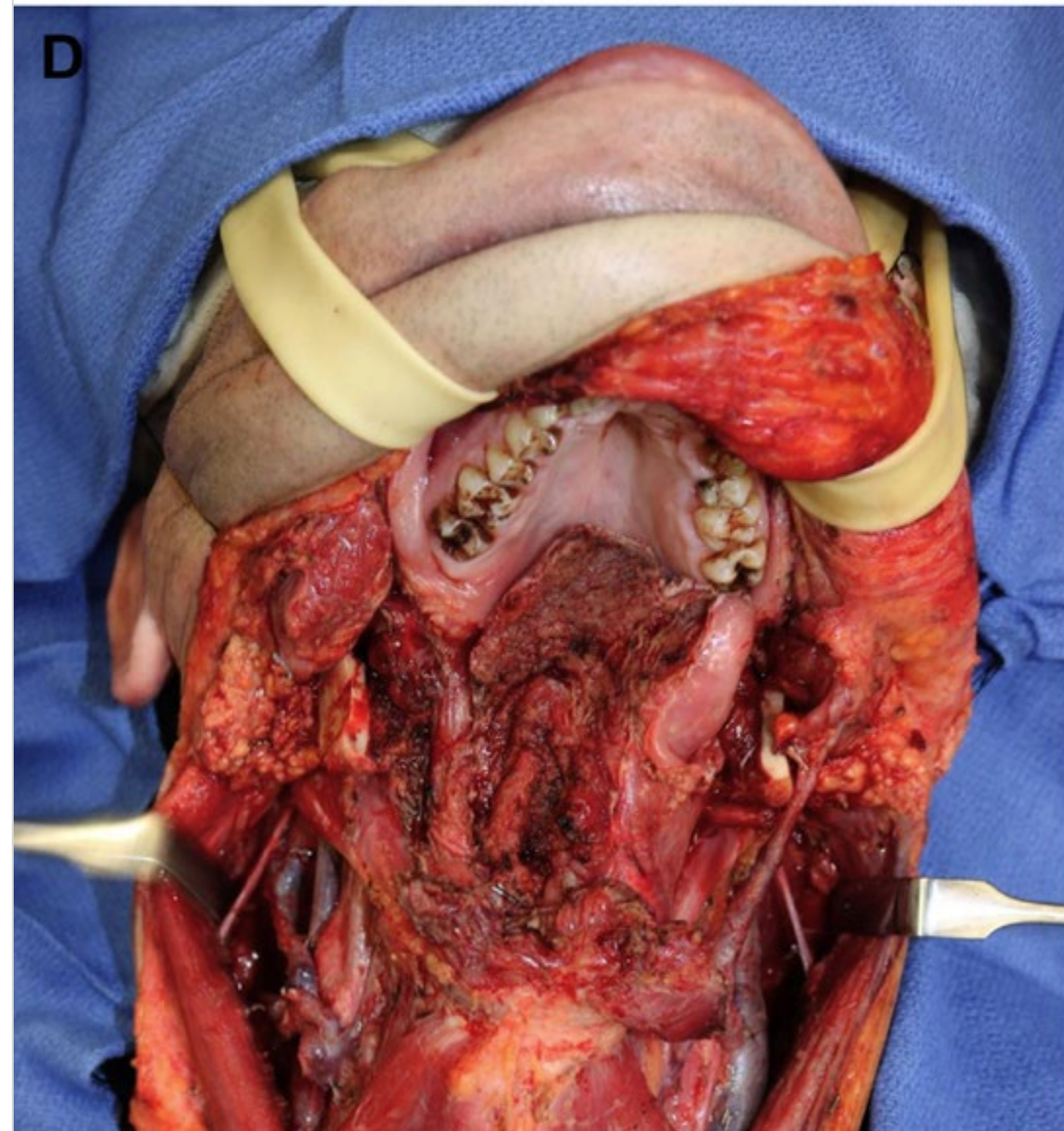
“

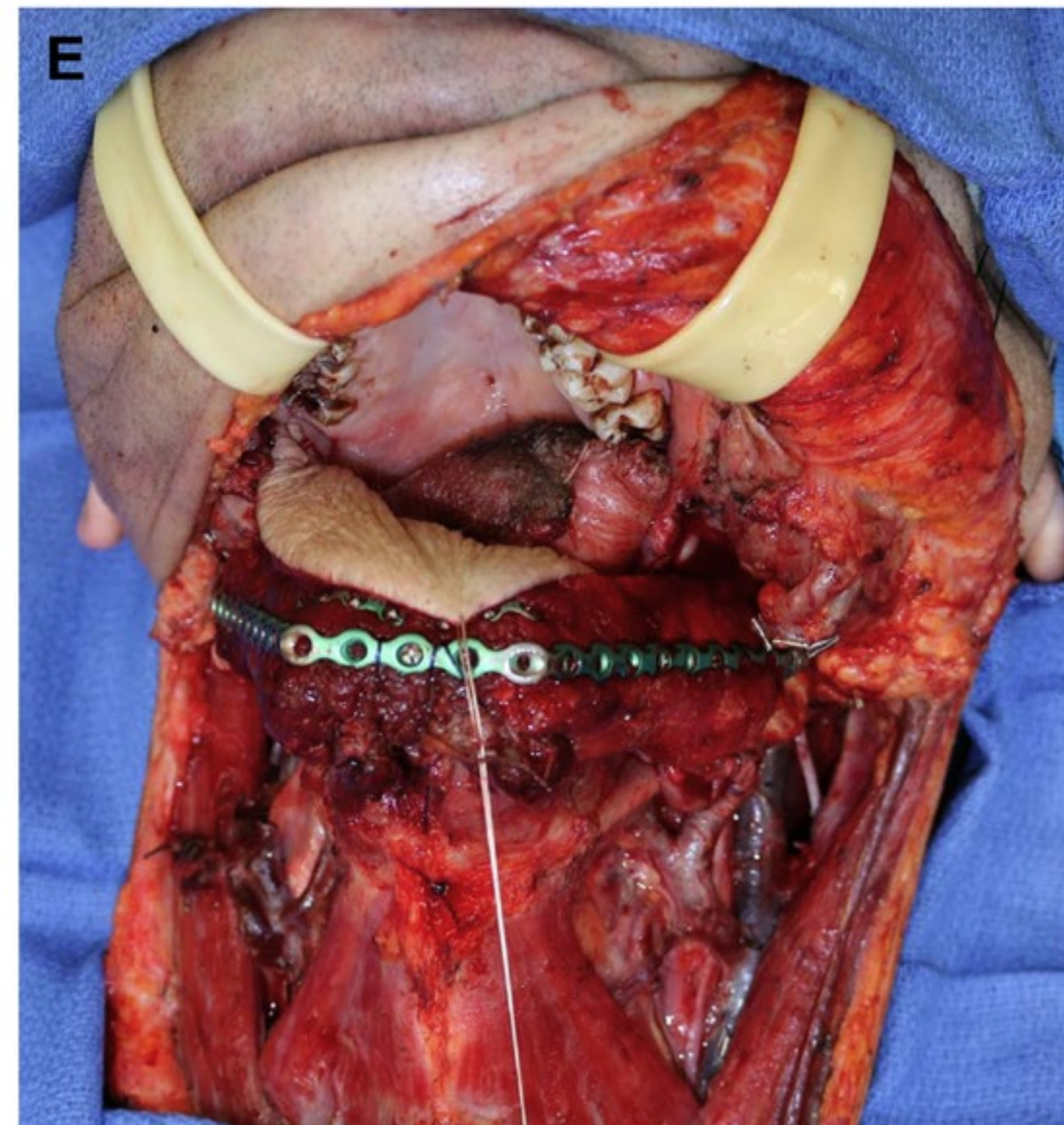
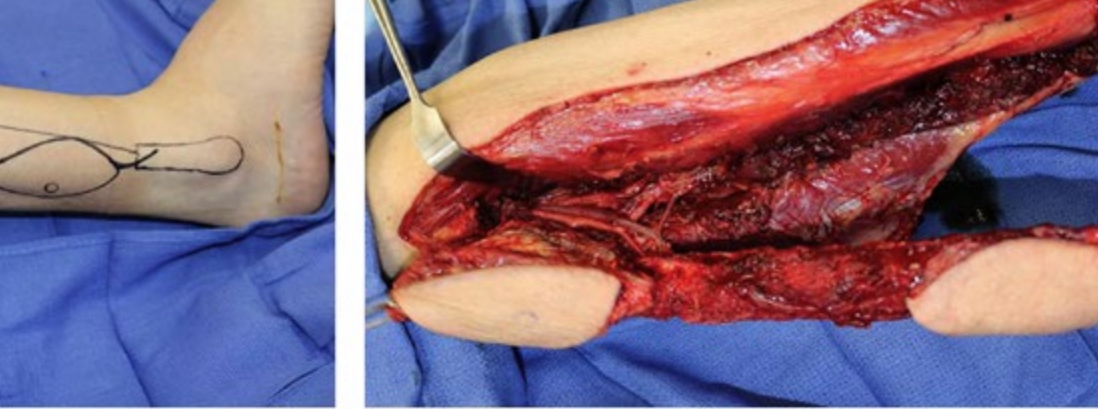
Delve into the possible complications of Facial Paralysis and the newest keys and correct to manage them successfully”



Module 1. Facial Paralysis Smile Recovery

- 1.1. Anatomical and Functional Bases
 - 1.1.1. Facial Nerve Origin
 - 1.1.2. Facial Nerve
 - 1.1.2.1. Intrapetrous Portion
 - 1.1.2.2. Extrapetrous Portion
 - 1.1.3. Facial Nerve Branches
 - 1.1.3.1. Facial Nerve Branches
 - 1.1.3.2. Extrapetrous Branches
- 1.2. Etiology
 - 1.2.1. Idiopathic Peripheral Facial Palsy or Bell's Palsy
 - 1.2.2. Peripheral Facial Paralysis Infectious
 - 1.2.2.1. Herpes Zoster Oticus
 - 1.2.2.2. Lyme Disease
 - 1.2.3. Traumatic and/or Iatrogenic Peripheral Facial Paralysis
 - 1.2.4. Tumoral Peripheral Facial Paralysis
 - 1.2.5. Other Etiologies
- 1.3. Differential Diagnosis
- 1.4. Peripheral Facial Paralysis Clinic
 - 1.4.1. Clinical Presentation
 - 1.4.2. Examination and Complementary Tests
- 1.5. Medical Treatment
 - 1.5.1. Medical treatment
 - 1.5.2. Pediatric Medical Treatment
 - 1.5.3. Medical Treatment of Pregnant Patients
 - 1.5.4. Rehabilitative Medical Treatment
 - 1.5.5. Initial Ophthalmological Treatment
- 1.6. Algorithm for the Management of Facial Paralysis in the Emergency Room
- 1.7. Surgical treatment in Facial Paralysis of Less Than 24 Months of Evolution
 - 1.7.1. Post-Traumatic Peripheral Facial Paralysis
 - 1.7.2. Reinnervation Techniques
- 1.8. Facial Paralysis of More Than 24 Months of Evolution
- 1.9. Importance of a Facial Paralysis Unit
- 1.10. Complications and Key Points





“

A program with which, in just 150 hours, you will be up to date without having to invest extra time in long and tedious days purely theoretical study”

05

Methodology

This academic program offers students a different way of learning. Our methodology uses a cyclical learning approach: **Relearning**.

This teaching system is used, for example, in the most prestigious medical schools in the world, and major publications such as the **New England Journal of Medicine** have considered it to be one of the most effective.





“

Discover Relearning, a system that abandons conventional linear learning, to take you through cyclical teaching systems: a way of learning that has proven to be extremely effective, especially in subjects that require memorization"

At TECH we use the Case Method

What should a professional do in a given situation? Throughout the program, students will face multiple simulated clinical cases, based on real patients, in which they will have to do research, establish hypotheses, and ultimately resolve the situation. There is an abundance of scientific evidence on the effectiveness of the method. Specialists learn better, faster, and more sustainably over time.

With TECH you will experience a way of learning that is shaking the foundations of traditional universities around the world.



According to Dr. Gérvas, the clinical case is the annotated presentation of a patient, or group of patients, which becomes a "case", an example or model that illustrates some peculiar clinical component, either because of its teaching power or because of its uniqueness or rarity. It is essential that the case is based on current professional life, trying to recreate the real conditions in the physician's professional practice.

“

Did you know that this method was developed in 1912, at Harvard, for law students? The case method consisted of presenting students with real-life, complex situations for them to make decisions and justify their decisions on how to solve them. In 1924, Harvard adopted it as a standard teaching method”

The effectiveness of the method is justified by four fundamental achievements:

1. Students who follow this method not only achieve the assimilation of concepts, but also a development of their mental capacity, through exercises that evaluate real situations and the application of knowledge.
2. Learning is solidly translated into practical skills that allow the student to better integrate into the real world.
3. Ideas and concepts are understood more efficiently, given that the example situations are based on real-life.
4. Students like to feel that the effort they put into their studies is worthwhile. This then translates into a greater interest in learning and more time dedicated to working on the course.



Relearning Methodology

At TECH we enhance the case method with the best 100% online teaching methodology available: Relearning.

This university is the first in the world to combine the study of clinical cases with a 100% online learning system based on repetition, combining a minimum of 8 different elements in each lesson, a real revolution with respect to the mere study and analysis of cases.

Professionals will learn through real cases and by resolving complex situations in simulated learning environments. These simulations are developed using state-of-the-art software to facilitate immersive learning.



At the forefront of world teaching, the Relearning method has managed to improve the overall satisfaction levels of professionals who complete their studies, with respect to the quality indicators of the best online university (Columbia University).

With this methodology, more than 250,000 physicians have been trained with unprecedented success in all clinical specialties regardless of surgical load. Our pedagogical methodology is developed in a highly competitive environment, with a university student body with a strong socioeconomic profile and an average age of 43.5 years old.

Relearning will allow you to learn with less effort and better performance, involving you more in your specialization, developing a critical mindset, defending arguments, and contrasting opinions: a direct equation to success.

In our program, learning is not a linear process, but rather a spiral (learn, unlearn, forget, and re-learn). Therefore, we combine each of these elements concentrically.

The overall score obtained by TECH's learning system is 8.01, according to the highest international standards.



This program offers the best educational material, prepared with professionals in mind:



Study Material

All teaching material is produced by the specialists who teach the course, specifically for the course, so that the teaching content is highly specific and precise.

These contents are then applied to the audiovisual format, to create the TECH online working method. All this, with the latest techniques that offer high quality pieces in each and every one of the materials that are made available to the student.



Surgical Techniques and Procedures on Video

TECH introduces students to the latest techniques, the latest educational advances and to the forefront of current medical techniques. All of this in direct contact with students and explained in detail so as to aid their assimilation and understanding. And best of all, you can watch the videos as many times as you like.



Interactive Summaries

The TECH team presents the contents attractively and dynamically in multimedia lessons that include audio, videos, images, diagrams, and concept maps in order to reinforce knowledge.

This exclusive educational system for presenting multimedia content was awarded by Microsoft as a "European Success Story".



Additional Reading

Recent articles, consensus documents and international guidelines, among others. In TECH's virtual library, students will have access to everything they need to complete their course.





Expert-Led Case Studies and Case Analysis

Effective learning ought to be contextual. Therefore, TECH presents real cases in which the expert will guide students, focusing on and solving the different situations: a clear and direct way to achieve the highest degree of understanding.



Testing & Retesting

We periodically evaluate and re-evaluate students' knowledge throughout the program, through assessment and self-assessment activities and exercises, so that they can see how they are achieving their goals.



Classes

There is scientific evidence on the usefulness of learning by observing experts. The system known as Learning from an Expert strengthens knowledge and memory, and generates confidence in future difficult decisions.



Quick Action Guides

TECH offers the most relevant contents of the course in the form of worksheets or quick action guides. A synthetic, practical, and effective way to help students progress in their learning.



06 Certificate

The Postgraduate Certificate in Facial Paralysis Smile Recovery guarantees students, in addition to the most rigorous and up-to-date education, access to a Postgraduate Certificate issued by TECH Global University.



“

Successfully complete this program and receive your university qualification without having to travel or fill out laborious paperwork"

This program will allow you to obtain your **Postgraduate Certificate in Facial Paralysis Smile Recovery** endorsed by **TECH Global University**, the world's largest online university.

TECH Global University is an official European University publicly recognized by the Government of Andorra ([official bulletin](#)). Andorra is part of the European Higher Education Area (EHEA) since 2003. The EHEA is an initiative promoted by the European Union that aims to organize the international training framework and harmonize the higher education systems of the member countries of this space. The project promotes common values, the implementation of collaborative tools and strengthening its quality assurance mechanisms to enhance collaboration and mobility among students, researchers and academics.

This **TECH Global University** title is a European program of continuing education and professional updating that guarantees the acquisition of competencies in its area of knowledge, providing a high curricular value to the student who completes the program

Title: **Postgraduate Certificate in Facial Paralysis Smile Recovery**

Modality: **online**

Duration: **6 weeks**

Accreditation: **6 ECTS**



*Apostille Convention. In the event that the student wishes to have their paper diploma issued with an apostille, TECH Global University will make the necessary arrangements to obtain it, at an additional cost.



Postgraduate Certificate

Facial Paralysis

Smile Recovery

- » Modality: online
- » Duration: 6 weeks
- » Certificate: TECH Global University
- » Credits: 6 ECTS
- » Schedule: at your own pace
- » Exams: online

Postgraduate Certificate

Facial Paralysis Smile Recovery

