

Postgraduate Certificate

Facial Implants in Aesthetics





Postgraduate Certificate Facial Implants in Aesthetics

- » Modality: online
- » Duration: 6 weeks
- » Certificate: TECH Global University
- » Credits: 6 ECTS
- » Schedule: at your own pace
- » Exams: online

Website: www.techtute.com/us/medicine/postgraduate-certificate/facial-implants-aesthetics

Index

01

Introduction

p. 4

02

Objectives

p. 8

03

Course Management

p. 12

04

Structure and Content

p. 18

05

Methodology

p. 22

06

Certificate

p. 30

01 Introduction

The cult of the body has taken on great importance in today's society. Increasingly, we seek aesthetic perfection and rejuvenation. Facial implants are essential in aesthetic medicine, and this makes it necessary for professionals in the sector to be up-to-date with the latest developments in the field.



“

The current importance of Image and Aesthetics makes this course an essential training for professionals in the sector”

The importance of beauty, both feminine and masculine, is booming in recent years. Therefore, it is not surprising that many people decide to undergo cosmetic treatments to improve their image.

The injection of filler materials is mainly performed for cosmetic and rejuvenation purposes, although the field of possible applications is growing.

The materials used in this aesthetic technique can be solids (threads) or liquids (fillers) and their density determines the indication and form of application. Efforts are focused on the use of temporary filling materials, but it is mandatory for the physician to also know about permanent implants and their complications and interactions, since many patients come to the office with these implants.

The safety and proper handling of the backfill materials will condition the long-term results. Thus, the filler materials are updated to create a global protocol for rejuvenation, which facilitates the use of these materials with a greater range of safety and knowledge of the management of adverse effects if they occur.

The Postgraduate Certificate in Facial Implants in Aesthetics is a training program designed to provide physicians with the necessary knowledge to implement the specialization in their professional life. It brings an added balance to working life and opens a door to a growing demand for healthcare.

This **Postgraduate Certificate in Facial Implants in Aesthetics** contains the most complete and up-to-date scientific program on the market. The most important features of the course are:

- ♦ The development of case studies presented by experts in Facial Implants in Aesthetics.
- ♦ The graphic, schematic, and eminently practical contents with which they are created provide scientific and practical information on the disciplines that are essential for professional practice.
- ♦ The latest developments on Facial Implants in Aesthetics.
- ♦ Practical exercises where the self-assessment process can be carried out to improve learning.
- ♦ Special emphasis on innovative methodologies in Facial Implants in Aesthetics.
- ♦ Theoretical lessons, questions to the expert, debate forums on controversial topics, and individual reflection assignments.
- ♦ Content that is accessible from any fixed or portable device with an Internet connection.



Expand your knowledge through this Postgraduate Certificate in Facial Implants in Aesthetics that will allow you to specialize until you achieve excellence in this field"

“

This course is the best investment you can make in the selection of a refresher program for two reasons: in addition to updating your knowledge in Facial Implants in Aesthetics, you will obtain a Postgraduate Certificate from TECH Global University”

The teaching staff includes professionals from the field of Aesthetic Medicine, who bring their experience to this training program, as well as renowned specialists from leading societies and prestigious universities.

The multimedia content, developed with the latest educational technology, will provide the professional with situated and contextual learning, i.e., a simulated environment that will provide immersive training programmed to train in real situations.

This program is designed around Problem Based Learning, whereby the physician must try to solve the different professional practice situations that arise during the academic year. For this purpose, the professor will be assisted by an innovative interactive video system created by renowned and experienced experts in the field of Facial Implants in Aesthetics

Do not hesitate to take this training with us. You will find the best teaching material with virtual lessons.

This 100% online course will allow you to combine your studies with your professional work while increasing your knowledge in this field.



02 Objectives

The course in Facial Implants in Aesthetics is oriented to facilitate the performance of the professional dedicated to teaching with the latest advances and newest treatments in the sector.





“

Thanks to this course you will be able to specialize in Facial Implants in Aesthetics and learn about the latest advances in the field"



General Objectives

- ♦ Gain knowledge of all anti-aging modalities and aesthetic treatments, incorporating the necessary tools to exercise this specialty in their daily practice
- ♦ Learn how to control, delay and prevent the aging that exists today



A unique, crucial and decisive learning experience to boost your professional development"





Specific Objectives

- ♦ In-depth knowledge of facial anatomy
- ♦ Update on the most current techniques and procedures in facial implantology
- ♦ Acquire techniques to harmonize facial contours through the use of facial implants

03

Course Management

The program includes in its teaching staff reference experts in Aesthetic Medicine, who pour into this training the experience of their work. Additionally, other recognized experts have participated in its design and preparation, complementing the program in an interdisciplinary manner.





“

The leading experts in Aesthetic Medicine have joined forces to share with you all their knowledge in this field"

Management



Dr. Mosquera González, Margarita

- Medical Director of the Comprehensive Aesthetic Medicine area. C&M Clinic. Rivas. Madrid
- Specialist Physician in the Preventive Medicine Unit of the Alcorcón Foundation University Hospital
- Specialist in Aesthetic and Anti-Aging Medicine



Dr. Lacosta Esclapez, Pilar

- Head of the Department of Aesthetic Medicine of the Lipedema Unit - Virgen de la Paloma Viamed Hospita
- Head of the Department of Aesthetic Oncological Medicine at the Plastic Surgery Clinic of Dr. Granado Tiogonce
- Responsible for the Unit of Quality of Life of the Oncology Patient
- Aesthetic Physician at Nuestra Señora de La Paloma Hospital
- Aesthetic Physician at Pilar Lacosta Clinic
- Medical Director of the Sergesa Center for Dependency
- Director of Aesthetic Oncology Medicine Unit in the clinic of Dr. Granado in Pozuelo de Alarcón
- Medical Director of Dr. Pilar Lacosta Clinic in Boadilla del Monte
- Some societies to which she belongs, Member of the Board of Directors of the group of experts in aesthetic medicine in oncology patients (GEMEON), SEMNO (Spanish Society of Nutrition and Orthomolecular Medicine), SEME (Spanish Society of Aesthetic Oncological Medicine)

Professors

Dr. Del Cura Rodríguez, José Luis

- Head of Section of the Radiodiagnosis Service of the Donostia University Hospital
- Head of Section of the Radiodiagnosis Service of the Basurto Hospital. Vizcaya
- Head of Radiology Department, Donostia University Hospital - OSI Donostialdea
- President of the Spanish Society of Ultrasound (SEUS)
- Former President of the Spanish Society of Radiology SERAM

Dr. Chicón García, Jesús

- Medical Director of Chez Jolie Clinic
- Medical Director of JEISAMED Clinics
- Medical Director Salutae
- Master's Degree in aesthetic medicine and hospital nutrition
- European expert in quality management. Spanish Quality Agency
- European expert in research, development and innovation. Spanish Quality Agency

Dr. Esteban Herrero, Margarita

- Director of the Aesthetic Medical Center Dr. Esteban Clinic
- Specialist in Aesthetic Medicine and Director of the Aesthetic Clinic
- President of the group of experts in oncological aesthetic medicine (GEMEON)
- Member of the Spanish Society of Aesthetic Medicine (SEME)



“

Our teaching team will provide you with all their knowledge so that you are up to date with the most up-to-date information on the subject”

04

Structure and Content

The structure of the content has been designed by the best professionals in the Aesthetic Medicine sector, with extensive experience and recognized prestige in the profession, backed by the volume of cases reviewed, studied, and diagnosed, and with extensive knowledge of new technologies applied to teaching.





“

This Course in Facial Implants in Aesthetics contains the most complete and up-to-date scientific program on the market”

Module 1. Facial Implants in Aesthetics

- 1.1. Introduction to Filler Materials
 - 1.1.1. The Concept of Filler Material
 - 1.1.2. Tissue Response to Filler Materials
 - 1.1.3. History of the Use of Fillers and Facial Support Threads
 - 1.1.4. Facial Exploration Aimed at the Use of Filler Materials. Risk Zones
- 1.2. Filler Materials
 - 1.2.1. Classification of Filler Materials
 - 1.2.2. Autologous Materials: Autologous Fat, Plasmigel
 - 1.2.3. Resorbable Filler Materials
 - 1.2.4. Hyaluronic Acid
 - 1.2.5. Calcium Hydroxyapatite
 - 1.2.6. Collagen
 - 1.2.7. Polylactic Acid
 - 1.2.8. Carboxymethyl Cellulose
- 1.3. Non-Resorbable or Permanent Filler Materials
 - 1.3.1. Legal Status
 - 1.3.2. Polymethylmethacrylate Microspheres
 - 1.3.3. Silicone
 - 1.3.4. Polyalkylimide or Alkylimide Hydrogel
 - 1.3.5. Polyacrylamide Hydrogel
 - 1.3.6. Iatrogenic Allogeneisis
- 1.4. Indications for the Use of Filler Materials
 - 1.4.1. Facial Diagnosis. Objective to Treat
 - 1.4.2. Injection Technique
 - 1.4.3. Approach to Treatment of the Upper Third
 - 1.4.4. Approach to Treatment of the Middle Third
 - 1.4.5. Approach to Treatment of the Lower Third
 - 1.4.6. Skin Revitalization Techniques
 - 1.4.7. Alert Areas



- 1.5. Rhino-Modeling
 - 1.5.1. Indications and Contraindications for Rhinomodeling
 - 1.5.2. Specific Anatomy. Nasal Proportions
 - 1.5.3. Materials Used for Rhino-Modeling
 - 1.5.4. Rhino-Modeling Technique
 - 1.5.5. Secondary Rhino-Modeling
 - 1.5.6. Complications and Adverse Effects
- 1.6. Lip Implants
 - 1.6.1. Anatomy and Proportions of the Lips
 - 1.6.2. Materials Used for the Lips
 - 1.6.3. Features of Male and Female Lips
 - 1.6.4. Lip Contouring
 - 1.6.5. Lip Volume Enhancement
 - 1.6.6. Rejuvenation of Lips and Peribuccal Area
 - 1.6.7. Lip Moisturizing Technique
 - 1.6.8. Complications and Adverse Effects
- 1.7. Identifying Filler Materials Using Ultrasound
 - 1.7.1. Resorbable Fillers
 - 1.7.2. Semi-Permanent Fillers
 - 1.7.3. Permanent Fillers
 - 1.7.4. Ultrasound for the Management of Complications with Filler Substances
- 1.8. Facial Support Threads
 - 1.8.1. Sutures Features and Mechanism of Action
 - 1.8.2. Indications
 - 1.8.3. Insertion Plan and Insertion Patterns
 - 1.8.4. Insertion Procedure
 - 1.8.5. Types of PDO Threads
 - 1.8.6. APTOS Threads
 - 1.8.7. Cone Yarns, Twin Needles
 - 1.8.8. Treatment Plan
 - 1.8.9. Approach to Complications and AE
 - 1.8.10. Combination with Other Tightening Treatments
- 1.9. Adverse Effects and Complications of Filler Materials
 - 1.9.1. Early General Complications, Prevention, and Treatment
 - 1.9.2. Late General Complications, Prevention, and Treatment
 - 1.9.3. Complications Associated with Hyaluronic Acid Injections
 - 1.9.4. Complications Associated with Calcium Hydroxyapatite Injections
 - 1.9.5. Complications Associated with Deep Sutures and PDO Threads
 - 1.9.6. Complications Associated with the Use of Permanent Materials
 - 1.9.7. Hyaluronidase
- 1.10. Suture and Implant Approach to the Male Patient
 - 1.10.1. Aging Process in Male Patients
 - 1.10.2. General Considerations for Filler Treatment in Male Patients
 - 1.10.3. Volume Restoration in the Middle Third
 - 1.10.4. Volume Restoration in the Lower Third
 - 1.10.5. Facial Masculinization



*This will provide key education
to advance in your career"*

05

Methodology

This training program provides you with a different way of learning. Our methodology uses a cyclical learning approach: ***Re-learning***.

This teaching system is used in the most prestigious medical schools in the world, and major publications such as the ***New England Journal of Medicine*** have considered it to be one of the most effective.



“

Discover Re-learning, a system that abandons conventional linear learning, to take you through cyclical teaching systems: a way of learning that has proven to be extremely effective, especially in subjects that require memorization"

At TECH we use the Case Method

In a given situation, what would you do? Throughout the program, you will be presented with multiple simulated clinical cases based on real patients, where you will have to investigate, establish hypotheses and, finally, resolve the situation. There is abundant scientific evidence on the effectiveness of the method. Specialists learn better, faster, and more sustainably over time.

With TECH you can experience a way of learning that is shaking the foundations of traditional universities around the world.



According to Dr. Gérvas, the clinical case is the annotated presentation of a patient, or group of patients, which becomes a "case", an example or model that illustrates some peculiar clinical component, either because of its teaching potential or because of its uniqueness or rarity. It is essential that the case is based on current professional life, trying to recreate the real conditions in professional medical practice.

“

Did you know that this method was developed in 1912 at Harvard for law students? The case method consisted of presenting students with real-life, complex situations for them to make decisions and justify their decisions on how to solve them. In 1924, Harvard adopted it as a standard teaching method”

The effectiveness of the method is justified by four fundamental achievements:

1. Students who follow this method not only grasp concepts, but also develop their mental capacity by evaluating real situations and applying their knowledge.
2. The learning process has a clear focus on practical skills that allow the student to better integrate into the real world.
3. Ideas and concepts are understood more efficiently, given that the example situations are based on real-life.
4. Students like to feel that the effort they put into their studies is worthwhile. This then translates into a greater interest in learning and more time dedicated to working on the course.

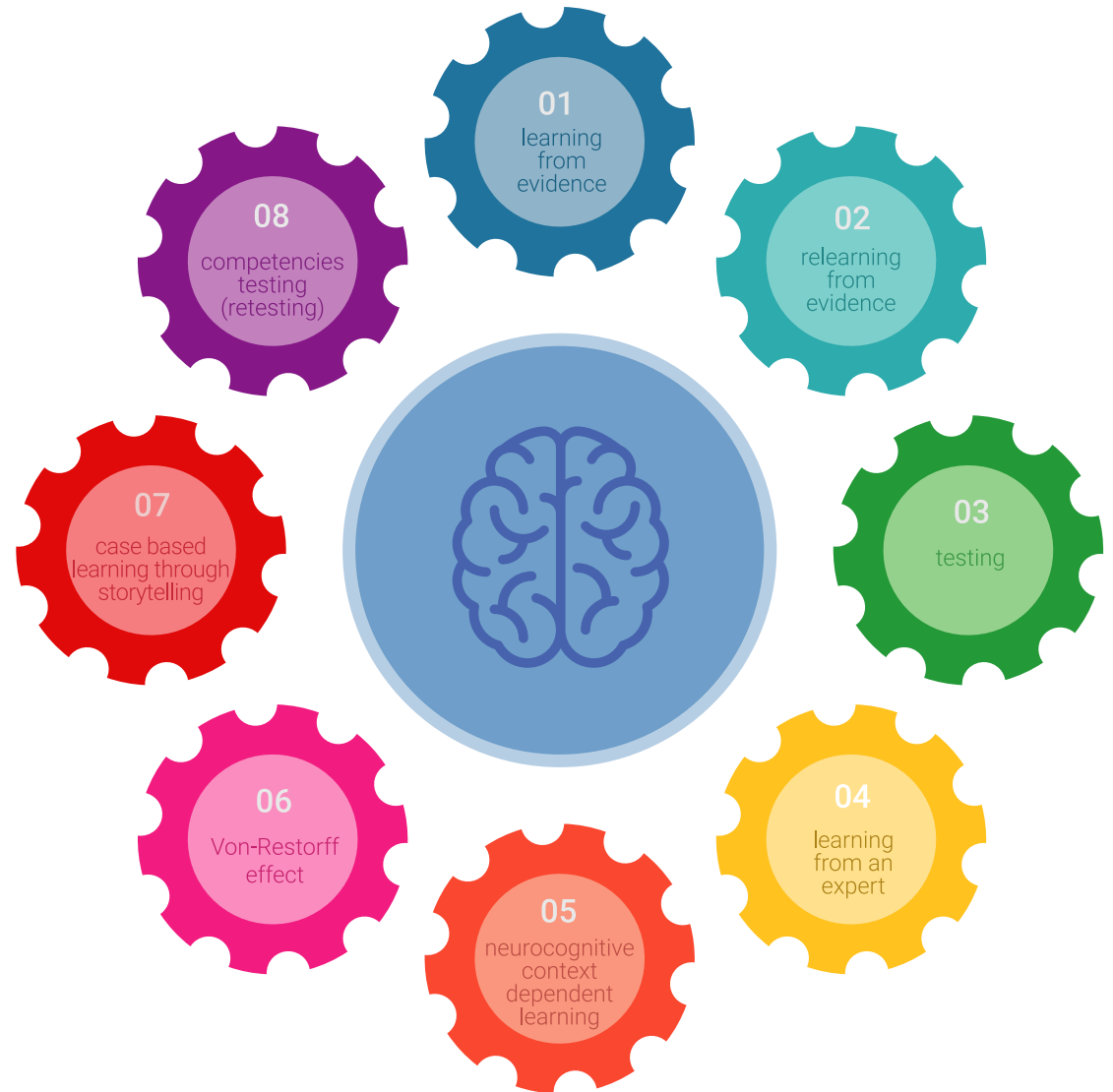


Re-Learning Methodology

At TECH we enhance the Harvard case method with the best 100% online teaching methodology available: Re-learning.

Our University is the first in the world to combine the study of clinical cases with a 100% online learning system based on repetition, combining a minimum of 8 different elements in each lesson, which represent a real revolution with respect to simply studying and analyzing cases.

The physician will learn through real cases and by solving complex situations in simulated learning environments. These simulations are developed using state-of-the-art software to facilitate immersive learning.



At the forefront of world teaching, the Re-learning method has managed to improve the overall satisfaction levels of professionals who complete their studies, with respect to the quality indicators of the best Spanish-speaking online university (Columbia University).

With this methodology we have trained more than 250,000 physicians with unprecedented success, in all clinical specialties regardless of the surgical load. All this in a highly demanding environment, where the students have a strong socio-economic profile and an average age of 43.5 years.

Re-learning will allow you to learn with less effort and better performance, involving you more in your specialization, developing a critical mindset, defending arguments, and contrasting opinions: a direct equation to success.

In our program, learning is not a linear process, but rather a spiral (we learn, unlearn, forget, and re-learn). Therefore, we combine each of these elements concentrically.

The overall score obtained by our learning system is 8.01, according to the highest international standards.



In this program you will have access to the best educational material, prepared with you in mind:



Study Material

All teaching material is produced by the specialists who teach the course, specifically for the course, so that the teaching content is highly specific and precise.

This content is then adapted in an audiovisual format that will create our way of working online, with the latest techniques that allow us to offer you high quality in all of the material that we provide you with.



Latest Techniques and Procedures on Video

We introduce you to the latest techniques, to the latest educational advances, to the forefront of current medical techniques. All this, in first person, with the maximum rigor, explained and detailed for your assimilation and understanding. And best of all, you can watch them as many times as you want.



Interactive Summaries

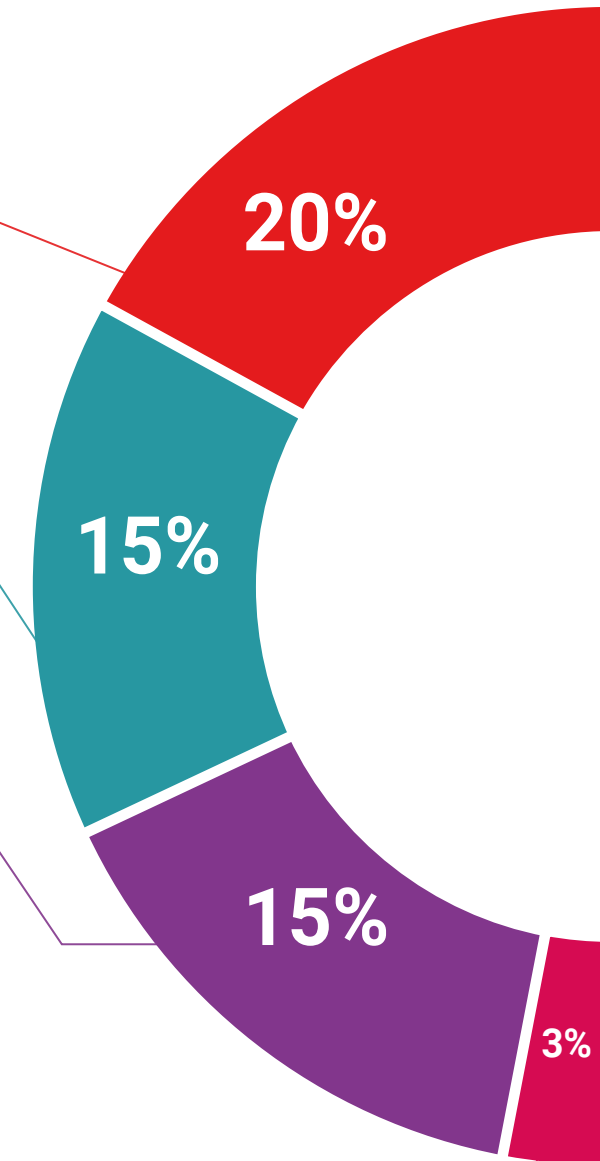
We present the contents attractively and dynamically in multimedia lessons that include audio, videos, images, diagrams, and concept maps in order to reinforce knowledge.

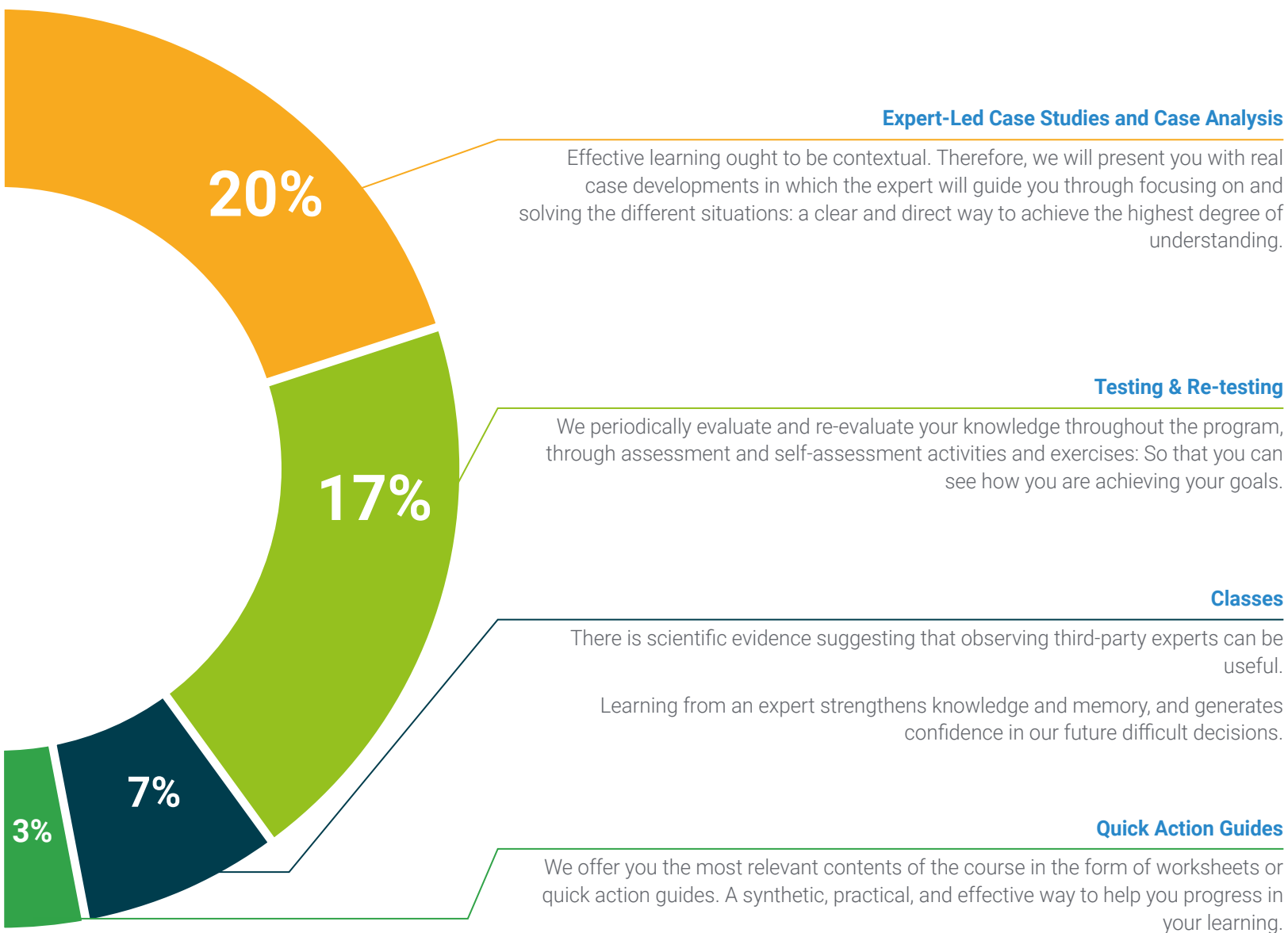
This unique multimedia content presentation training system was awarded by Microsoft as a "European Success Story".



Additional Reading

Recent articles, consensus documents, international guides. in our virtual library you will have access to everything you need to complete your training.





06 Certificate

The Postgraduate Certificate in Facial Implants in Aesthetics guarantees you, in addition to the most rigorous and up-to-date training, access to a Postgraduate Certificate issued by TECH Global University.



“

*Successfully complete this training and receive
your university certificate without travel or
laborious paperwork”*

This program will allow you to obtain your **Postgraduate Certificate in Facial Implants in Aesthetics** endorsed by **TECH Global University**, the world's largest online university.

TECH Global University is an official European University publicly recognized by the Government of Andorra ([official bulletin](#)). Andorra is part of the European Higher Education Area (EHEA) since 2003. The EHEA is an initiative promoted by the European Union that aims to organize the international training framework and harmonize the higher education systems of the member countries of this space. The project promotes common values, the implementation of collaborative tools and strengthening its quality assurance mechanisms to enhance collaboration and mobility among students, researchers and academics.

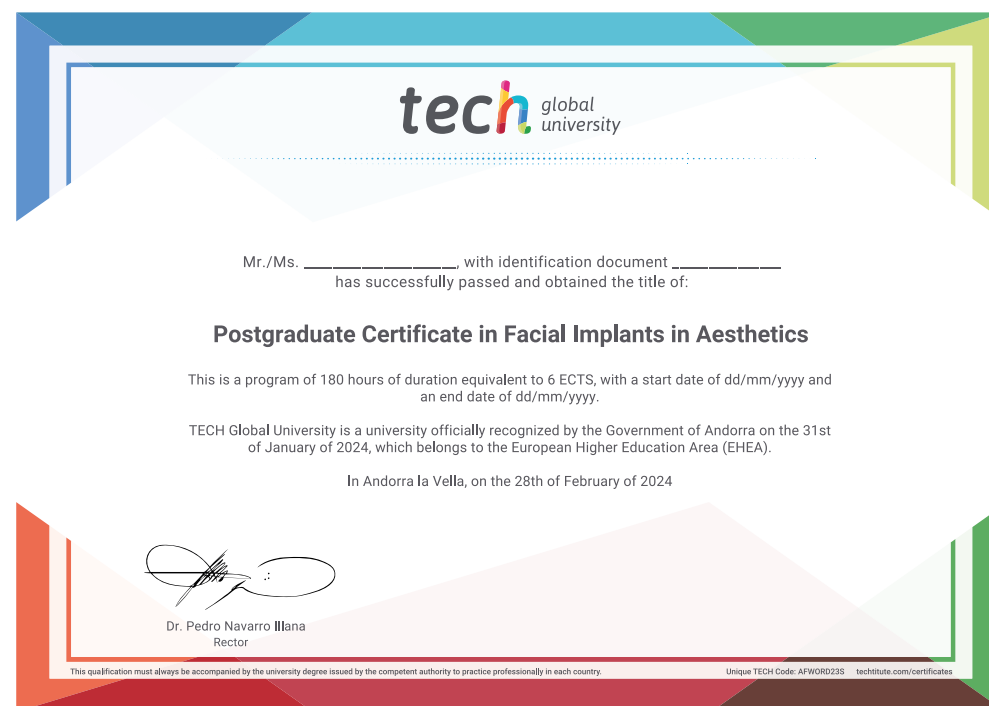
This **TECH Global University** title is a European program of continuing education and professional updating that guarantees the acquisition of competencies in its area of knowledge, providing a high curricular value to the student who completes the program.

Title: **Postgraduate Certificate in Facial Implants in Aesthetics**

Modality: **online**

Duration: **6 weeks**

Accreditation: **6 ECTS**



future
health confidence people
education information tutors
guarantee accreditation teaching
institutions technology learning
community commitment
personalized service innovation
knowledge present
online training
development language
virtual classroom



Postgraduate Certificate
Facial Implants
in Aesthetics

- » Modality: online
- » Duration: 6 weeks
- » Certificate: TECH Global University
- » Credits: 6 ECTS
- » Schedule: at your own pace
- » Exams: online

Postgraduate Certificate

Facial Implants in Aesthetics

