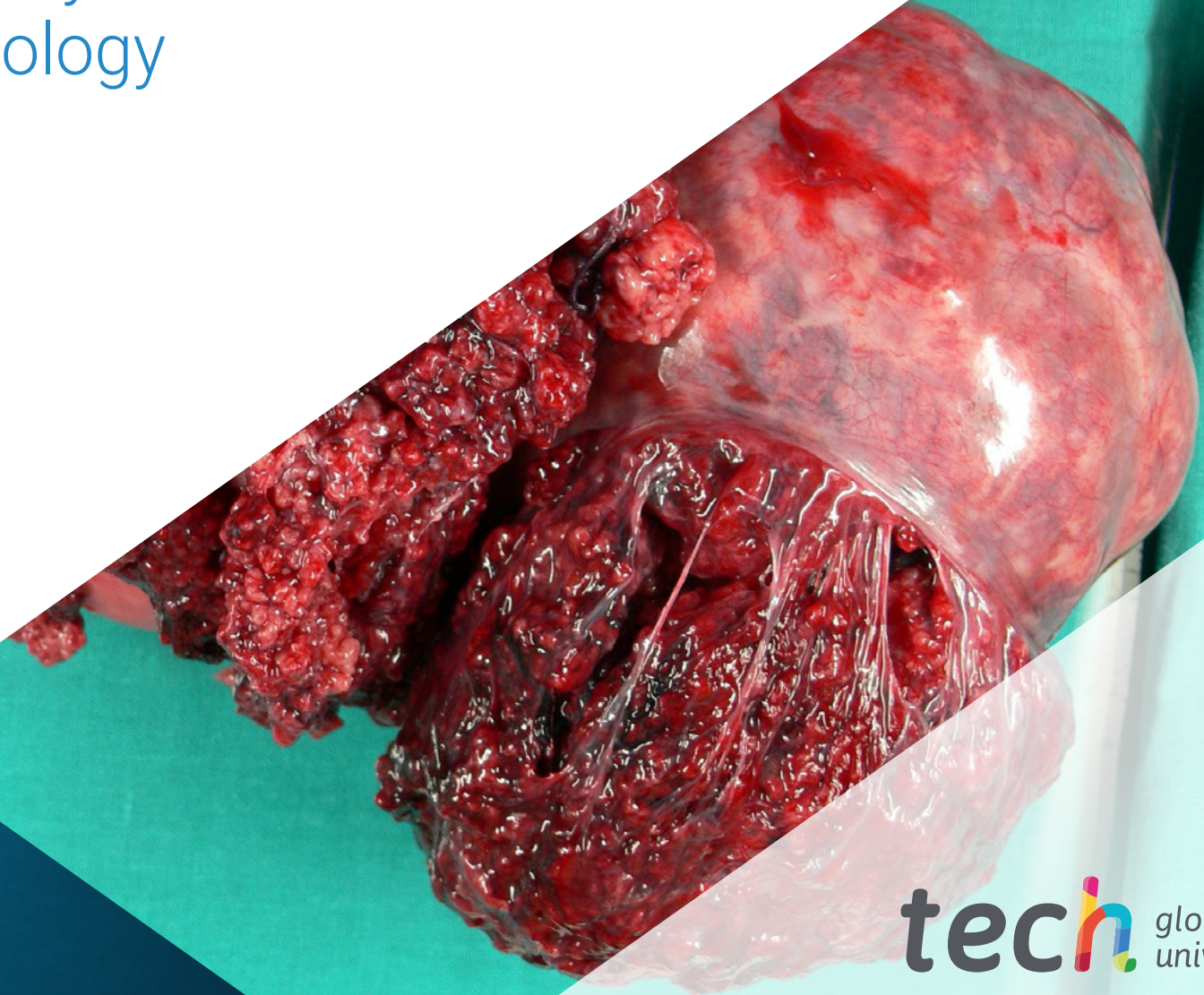


# Postgraduate Certificate

## Endoscopic Surgery in Gynecologic Oncology





## Postgraduate Certificate Endoscopic Surgery in Gynecologic Oncology

- » Modality: online
- » Duration: 6 weeks
- » Certificate: TECH Global University
- » Accreditation: 4 ECTS
- » Schedule: at your own pace
- » Exams: online

Website: [www.techtute.com/us/medicine/postgraduate-certificate/endoscopic-surgery-gynecologic-oncology](http://www.techtute.com/us/medicine/postgraduate-certificate/endoscopic-surgery-gynecologic-oncology)

# Index

01

Introduction

---

*p. 4*

02

Objectives

---

*p. 8*

03

Course Management

---

*p. 12*

04

Structure and Content

---

*p. 16*

05

Methodology

---

*p. 20*

06

Certificate

---

*p. 28*



# 01

# Introduction

Endoscopic surgery consists of introducing a tubular optical tool with a video camera with a light at its end through the orifice to be examined. This procedure applied to Gynecologic Oncology allows addressing very uncomfortable and annoying issues in a quick, painless and effective way for the patient. That is why in-depth knowledge of this subject is essential for the professional who performs it. The increase in the number of gynecologic visits is due in part to the existence of greater knowledge about prevention and its importance. On the other hand, concern for family history and for establishing optimal health patterns means that women are driving more and more women to attend check-ups. For all these reasons, it is essential to have specialized professionals capable of identifying and discerning between the different existing pathologies, and how to act in each specific case.





“

*The most complete and up-to-date syllabus, with a teaching team that contributes its knowledge and experience to help you grow as a specialized professional, all in this Postgraduate Certificate in Endoscopic Surgery in Gynecologic Oncology"*

Endoscopic surgery is a method that requires extensive medical skills for its correct practice. For this reason, it is essential that the professionals in the area know how to apply their knowledge according to the patient's needs, in addition to demonstrating rigorous management in all those elements that compose and delve into gynecologic oncology. In this way, this program is an opportunity for professionals who wish to broaden their current outlook and improve their skills in the face of future challenges in the field.

Within, it will delve into aspects such as laparoscopy in oncology, tumor dissemination pathways, selective lymph node study, ovarian cancer, cervical cancer, among others. Therefore, this program is one of the most complete in the medical field, covering several elements of interest and methodologies necessary for a better development of the surgical process. All this in an informative and dynamic material of first level, full of postulates and scientific research of high medical value.

This is a 100% online Postgraduate Certificate, focused on the current needs of the gynecologic field. It also has the *Relearning* methodology, based on real cases and simulation, leaving behind the long and unproductive hours of study and memorization. As it is an online program, the doctor does not need to go to on-site centers or take simultaneous classes, since TECH offers personalized learning focused on the availability of each professional, allowing them to balance their healthcare work with the updating of their knowledge.

This **Postgraduate Certificate in Endoscopic Surgery in Gynecologic Oncology** contains the most complete and up-to-date scientific program on the market. The most important features include:

- ♦ Clinical cases presented by experts in the different specialties. The graphic, schematic, and practical contents with which they are created provide scientific and practical information on the disciplines that are essential for professional practice
- ♦ The latest developments in Endoscopic Surgery in Gynecologic Oncology using an algorithm-based interactive learning system for decision making in the clinical situations presented throughout the course
- ♦ With a special emphasis on evidence-based medicine and research methodologies in Endoscopic Surgery in Gynecologic Oncology
- ♦ All this will be complemented by theoretical lessons, questions to the expert, debate forums on controversial topics, and individual reflection assignments. Content that is accessible from any fixed or portable device with an Internet connection



*Benefit from a unique, highly capacitating program and specialize in Endoscopic Surgery in Gynecologic Oncology to become your best professional version"*



“

*This Postgraduate Certificate is best investment you can make when selecting a refresher program, for two reasons: in addition to updating your knowledge in Endoscopic Surgery in Gynecologic Oncology, you will obtain a certificate issued by TECH Global University"*

Its teaching staff includes health professionals from the field of Surgical Gynecology, who bring their work experience to this program, in addition to renowned specialists belonging to leading scientific societies.

Thanks to its multimedia content developed with the latest educational technology, they will allow the professional a situated and contextual learning, that is to say, a simulated environment that will provide an immersive learning programmed to prepare for real situations.

The design of this program focuses on Problem-Based Learning, by means of which the physician must try to solve the different professional practice situations that arise throughout the program. To do so, they will be assisted by an innovative interactive video system created by recognized experts in the field of gynecology with extensive teaching experience.

*The Postgraduate Certificate includes real clinical cases and exercises to bring the development of the program closer to the gynecologist's clinical practice.*

*Make the most of this opportunity to update your knowledge in Endoscopic Surgery in Gynecologic Oncology and improve your patient care.*



02

# Objectives

The main objective of the program is to develop both theoretical and practical learning, so professionals can master surgery studies in a practical and rigorous way in Endoscopic Surgery in Oncologic Gynecology.







“

*This refresher program will generate a sense of confidence when practicing gynecology and will help you grow both personally and professionally”*



## General Objectives

---

- Delve into the history of laparoscopy
- Gain a deeper understanding of how to prepare the endoscopic operating room
- Know the correct postural factors and ergonomics
- Approach the management of patients pre- and post-operatively
- Know the details of conventional laparoscopic operating rooms
- Determine the anesthetic and recovery details of patients
- Learn *Fast-Track* postoperative management and the ERAS protocol
- Describe the main features irrigation and suction systems

“

*Make the most of this opportunity and take the step get up to date on the latest developments in Endoscopic Surgery in Gynecologic Oncology”*







## Specific Objectives

---

- ◆ Acquire up-to-date knowledge of exploratory laparoscopy for gynecologic cancer
- ◆ Foresee the possible oncologic complications due to the specific endoscopic technique used
- ◆ Describe the main characteristics of port of entry metastases
- ◆ Know the effect of mobilizers and pneumoperitoneum in gynecological cancer
- ◆ Acquire up-to-date knowledge of the lymphadenectomy procedures in the gynecological context
- ◆ Acquire up-to-date knowledge of the procedures involved in the specific technique of systematic transperitoneal and extraperitoneal para-aortic lymphadenectomy
- ◆ Select which type of laparoscopy should be used for inguinal lymphadenectomy
- ◆ Acquire up-to-date knowledge of the applications of endoscopy in ovarian, cervical and endometrial cancer
- ◆ Acquire up-to-date knowledge of the procedures involved in specific techniques, such as laparoscopic trachelectomy and parametrectomy in the context of cervical cancer
- ◆ Acquire up-to-date knowledge of sentinel lymph node application procedures in endoscopy and gynecology
- ◆ Identify the different types of tracers and fluorescence
- ◆ Explain the technique for pelvic exenteration using laparoscopy
- ◆ Acquire up-to-date knowledge of the procedures involved in minimally invasive surgery for recurrences of different gynecologic cancers
- ◆ Acquire up-to-date knowledge of the procedures involved in laparoscopic management of borderline ovarian tumors
- ◆ Acquire up-to-date knowledge of the procedures involved in laparoscopic management of lymph node recurrences in genital cancer



03

# Course Management

Thanks to the extensive experience of the teaching staff of this Postgraduate Certificate, the specialist will benefit from an in-depth knowledge of internationally recognized techniques in Endoscopic Surgery. The *masterclasses* included in the program will allow the specialist to examine the latest developments and current events with the greatest impact on Endoscopic Surgery in Gynecologic Oncology from the point of view of one of the leading experts in the field.





“

*Examine the most urgent developments in Endoscopic Surgery in Gynecologic Oncology through a high-quality Masterclass"*

## International Guest Director

As one of the pioneer surgeons in Brazil by introducing advanced techniques of Laparoscopic Oncologic Surgery in Paraná, Dr. Reitan Ribeiro is one of the most prolific experts in this specialty. So much so that he has even received recognition as an honorary citizen of the city of Curitiba, highlighting his work in the creation and development of the technique of Uterine Transposition.

The IJGC, International Journal of Gynecologic Cancer, has also recognized the outstanding work of Dr. Reitan Ribeiro. His publications on Uterine Robotic Transposition in Cervical Cancer, Uterine Transposition after Radical Trachelectomy and directed research in the technique of Uterine Transposition for patients with gynecological cancers who want to preserve fertility are highlighted. He has received the National Award for Medical Innovation for his research in the field of Uterine Transposition, highlighting these advances in the preservation of the patient's fertility.

His professional career is not without success, as he holds numerous positions of responsibility in the prestigious Erasto Gaertner Hospital. He directs the research program in Gynecologic Oncology of this center, being also director of the Fellowship program in this specialty, in addition to coordinating the training program in Robotic Surgery focused on Gynecologic Oncology.

At the academic level, he has completed internships at numerous prestigious centers, including Memorial Sloan Kettering Cancer Center, McGill University and the National Cancer Institute of Brazil. He balances his clinical responsibilities with consulting work for leading medical and pharmaceutical companies, mainly Johnson & Johnson and Merck Sharp & Dohme.





## Dr. Ribeiro, Reitan

---

- ♦ Director of Research, Department of Gynecologic Oncology, Erasto Gaertner Hospital, Curitiba, Brazil
- ♦ Director of the Fellowship Program in Gynecologic Oncology, Erasto Gaertner Hospital
- ♦ Director of the Robotic Surgery Training Program, Department of Gynecologic Oncology, Erasto Gaertner Hospital
- ♦ Senior Surgeon in the Department of Gynecologic Oncology, Erasto Gaertner Hospital
- ♦ Director of the Resident Oncologist Program, Erasto Gaertner Hospital
- ♦ Consultant at Johnson & Johnson and Merck Sharp & Dohme
- ♦ Degree in Medicine at the Federal University of Health Sciences of Porto Alegre
- ♦ Fellowship in Gynecologic Oncologic Surgery, Memorial Sloan Kettering Cancer Center
- ♦ Fellowship in Minimally Invasive Surgery, McGill University
- ♦ Internships at Governador Celso Ramos Hospital, National Cancer Institute of Brazil and Erasto Gaertner Hospital
- ♦ Certification in Oncologic Surgery by the Oncologic Surgery Society of Brazil

“

*Thanks to TECH you will be able to learn with the best professionals in the world"*

# 04

## Structure and Content

The structure of the contents has been designed by a team of professionals knowledgeable about the implications of training in daily medical practice in Endoscopic Surgery in Gynecologic Oncology, aware of the relevance of the current specialization to be able to act before the patient with gynecologic surgical pathology committed to quality teaching through new educational technologies.



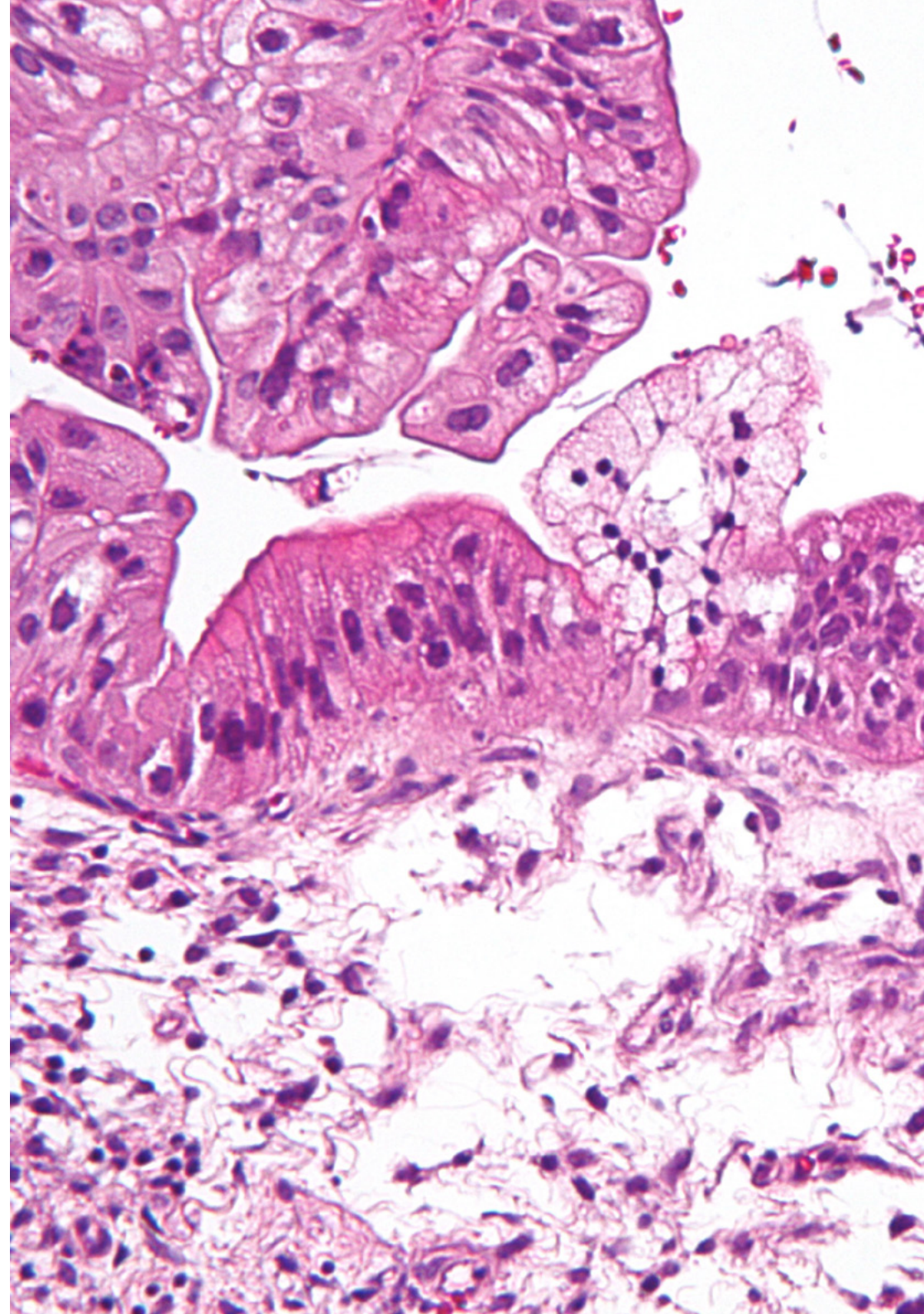
“

*This Postgraduate Certificate in Endoscopic Surgery in Gynecologic Oncology, contains the most complete and up-to-date scientific program on the market”*

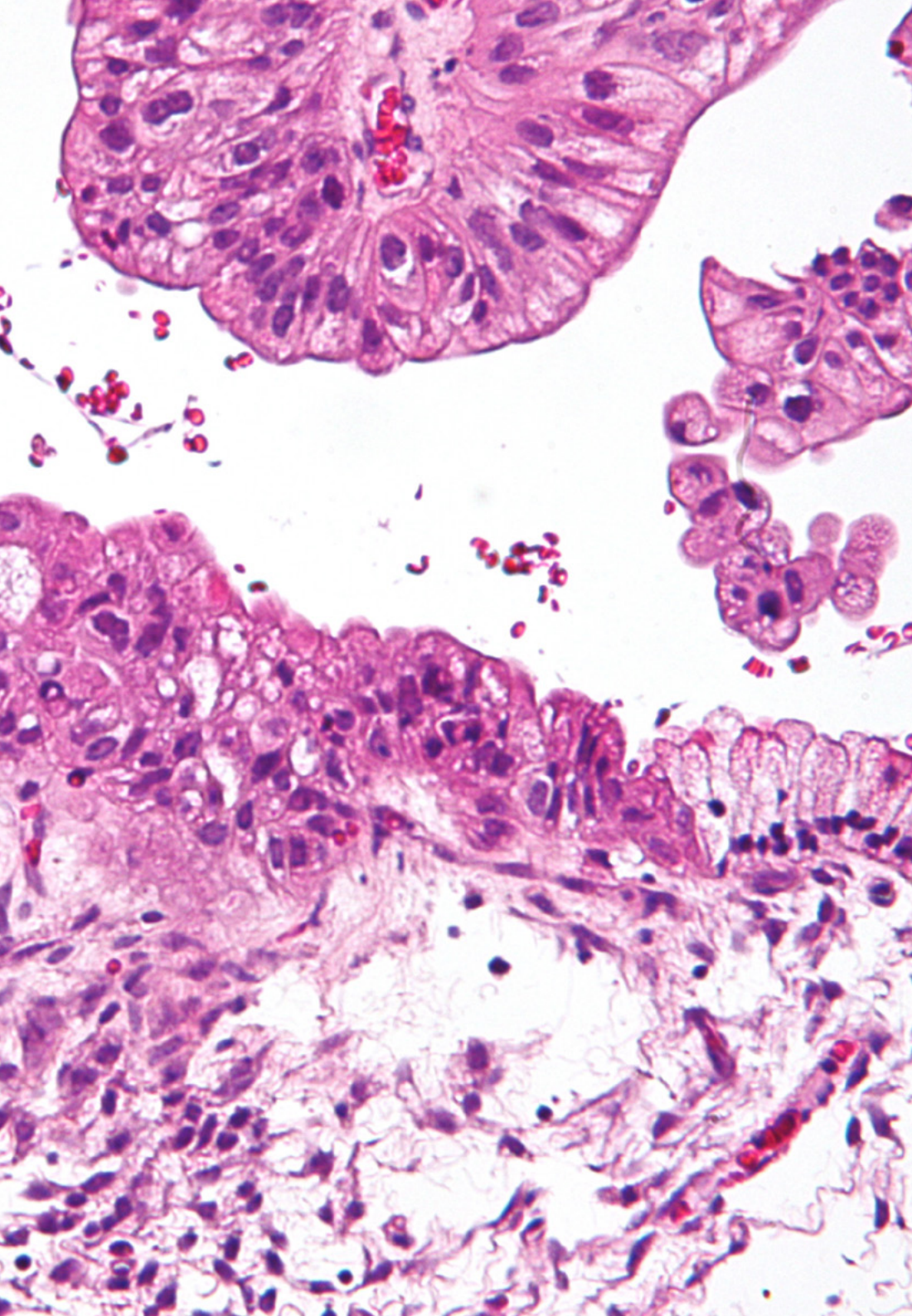


## Module 1. Endoscopic Surgery in Gynecologic Oncology

- 1.1. Oncologic Laparoscopy
  - 1.1.1. Effect of Pneumoperitoneum and Dissemination
  - 1.1.2. Port-Site Metastasis
  - 1.1.3. Uterine Manipulator and Dissemination
- 1.2. Tumor Dissemination Routes
  - 1.2.1. Peritoneal Dissemination
  - 1.2.2. Lymphatic Dissemination
  - 1.2.3. Hematogenous Dissemination
- 1.3. Nodal Selective Study
  - 1.3.1. Sentinel Lymph Node in Ovarian Cancer
  - 1.3.2. Sentinel Lymph Node in Cervical Cancer
  - 1.3.3. Sentinel Lymph Node in Endometrial Cancer
  - 1.3.4. Types of Tracers
  - 1.3.5. Sentinel Lymph Node Detection and Dissection Technique
- 1.4. Laparoscopy and Ovarian Cancer
  - 1.4.1. Exploratory Laparoscopy in Ovarian Cancer
    - 1.4.1.1. Suspicious Adnexal Masses
    - 1.4.1.2. Advanced Ovarian Cancer. Laparoscopic Scores
  - 1.4.2. Borderline Tumor Management
    - 1.4.2.1. Laparoscopic Staging
    - 1.4.2.2. Surgical Re-Staging
  - 1.4.3. Staging Procedures
    - 1.4.3.1. Abdominal Peritonectomy
    - 1.4.3.1. Pelvic Lymphadenectomy
    - 1.4.3.2. Para-Aortic Lymphadenectomy
      - 1.4.3.2.1. Extraperitoneal
      - 1.4.3.2.1. Transperitoneal
    - 1.4.3.3. Laparoscopic Omentectomy
    - 1.4.3.4. Other Procedures
  - 1.4.4. Laparoscopy in Ovarian Cancer Recurrences
  - 1.4.5. Laparoscopy in Interval Surgery







- 1.5. Laparoscopy in Cervical Cancer
  - 1.5.1. Laparoscopy Indications
  - 1.5.2. Laparoscopic Radical Hysterectomy
    - 1.5.2.1. Radical Hysterectomy Classification
    - 1.5.2.2. Nerve Preservation
    - 1.5.2.3. Radicality Modulation
    - 1.5.2.4. Detailed Surgical Technique
  - 1.5.3. Special Characteristics of Radical Trachelectomy
    - 1.5.3.1. Indications
    - 1.5.3.2. Uterine Artery Preservation
    - 1.5.3.3. Cervical Cerclage
    - 1.5.3.4. Ovarian Oophoropexy
  - 1.5.4. Laparoscopic Parametrectomy
  - 1.5.5. Laparoscopic Treatment of Recurrences
    - 1.5.5.1. Single Recurrences
    - 1.5.5.2. Laparoscopic Exenteration
- 1.6. Laparoscopy in Endometrial Cancer
  - 1.6.1. Laparoscopy and Staging in Endometrial Cancer
  - 1.6.2. Laparoscopic Lymph Nodal Debulking
  - 1.6.2. Other Particularities
- 1.7. Laparoscopic Inguinal Lymphadenectomy



*A unique, key, and decisive educational experience to boost your professional development"*

05

# Methodology

This academic program offers students a different way of learning. Our methodology uses a cyclical learning approach: **Relearning**.

This teaching system is used, for example, in the most prestigious medical schools in the world, and major publications such as the **New England Journal of Medicine** have considered it to be one of the most effective.







“

*Discover Relearning, a system that abandons conventional linear learning, to take you through cyclical teaching systems: a way of learning that has proven to be extremely effective, especially in subjects that require memorization"*

## At TECH we use the Case Method

What should a professional do in a given situation? Throughout the program, students will face multiple simulated clinical cases, based on real patients, in which they will have to do research, establish hypotheses, and ultimately resolve the situation. There is an abundance of scientific evidence on the effectiveness of the method. Specialists learn better, faster, and more sustainably over time.

*With TECH you will experience a way of learning that is shaking the foundations of traditional universities around the world.*



According to Dr. Gérvas, the clinical case is the annotated presentation of a patient, or group of patients, which becomes a "case", an example or model that illustrates some peculiar clinical component, either because of its teaching power or because of its uniqueness or rarity. It is essential that the case is based on current professional life, trying to recreate the real conditions in the physician's professional practice.

“

*Did you know that this method was developed in 1912, at Harvard, for law students? The case method consisted of presenting students with real-life, complex situations for them to make decisions and justify their decisions on how to solve them. In 1924, Harvard adopted it as a standard teaching method”*

The effectiveness of the method is justified by four fundamental achievements:

1. Students who follow this method not only achieve the assimilation of concepts, but also a development of their mental capacity, through exercises that evaluate real situations and the application of knowledge.
2. Learning is solidly translated into practical skills that allow the student to better integrate into the real world.
3. Ideas and concepts are understood more efficiently, given that the example situations are based on real-life.
4. Students like to feel that the effort they put into their studies is worthwhile. This then translates into a greater interest in learning and more time dedicated to working on the course.





## Relearning Methodology

At TECH we enhance the case method with the best 100% online teaching methodology available: Relearning.

This university is the first in the world to combine the study of clinical cases with a 100% online learning system based on repetition, combining a minimum of 8 different elements in each lesson, a real revolution with respect to the mere study and analysis of cases.

*Professionals will learn through real cases and by resolving complex situations in simulated learning environments. These simulations are developed using state-of-the-art software to facilitate immersive learning.*



At the forefront of world teaching, the Relearning method has managed to improve the overall satisfaction levels of professionals who complete their studies, with respect to the quality indicators of the best online university (Columbia University).

With this methodology, more than 250,000 physicians have been trained with unprecedented success in all clinical specialties regardless of surgical load. Our pedagogical methodology is developed in a highly competitive environment, with a university student body with a strong socioeconomic profile and an average age of 43.5 years old.

*Relearning will allow you to learn with less effort and better performance, involving you more in your specialization, developing a critical mindset, defending arguments, and contrasting opinions: a direct equation to success.*

In our program, learning is not a linear process, but rather a spiral (learn, unlearn, forget, and re-learn). Therefore, we combine each of these elements concentrically.

The overall score obtained by TECH's learning system is 8.01, according to the highest international standards.



This program offers the best educational material, prepared with professionals in mind:



#### Study Material

All teaching material is produced by the specialists who teach the course, specifically for the course, so that the teaching content is highly specific and precise.

These contents are then applied to the audiovisual format, to create the TECH online working method. All this, with the latest techniques that offer high quality pieces in each and every one of the materials that are made available to the student.



#### Surgical Techniques and Procedures on Video

TECH introduces students to the latest techniques, the latest educational advances and to the forefront of current medical techniques. All of this in direct contact with students and explained in detail so as to aid their assimilation and understanding. And best of all, you can watch the videos as many times as you like.



#### Interactive Summaries

The TECH team presents the contents attractively and dynamically in multimedia lessons that include audio, videos, images, diagrams, and concept maps in order to reinforce knowledge.

This exclusive educational system for presenting multimedia content was awarded by Microsoft as a "European Success Story".



#### Additional Reading

Recent articles, consensus documents and international guidelines, among others. In TECH's virtual library, students will have access to everything they need to complete their course.







#### Expert-Led Case Studies and Case Analysis

Effective learning ought to be contextual. Therefore, TECH presents real cases in which the expert will guide students, focusing on and solving the different situations: a clear and direct way to achieve the highest degree of understanding.



#### Testing & Retesting

We periodically evaluate and re-evaluate students' knowledge throughout the program, through assessment and self-assessment activities and exercises, so that they can see how they are achieving their goals.



#### Classes

There is scientific evidence on the usefulness of learning by observing experts. The system known as Learning from an Expert strengthens knowledge and memory, and generates confidence in future difficult decisions.



#### Quick Action Guides

TECH offers the most relevant contents of the course in the form of worksheets or quick action guides. A synthetic, practical, and effective way to help students progress in their learning.



# 06 Certificate

The Postgraduate Certificate in Endoscopic Surgery in Gynecologic Oncology guarantees students, in addition to the most rigorous and up-to-date education, access to a Postgraduate Certificate issued by TECH Global University.





*Successfully complete this program and receive your university qualification without having to travel or fill out laborious paperwork"*



This private qualification will allow you to obtain a **Postgraduate Certificate in Endoscopic Surgery in Gynecologic Oncology** endorsed by **TECH Global University**, the world's largest online university.

**TECH Global University** is an official European University publicly recognized by the Government of Andorra ([official bulletin](#)). Andorra is part of the European Higher Education Area (EHEA) since 2003. The EHEA is an initiative promoted by the European Union that aims to organize the international training framework and harmonize the higher education systems of the member countries of this space. The project promotes common values, the implementation of collaborative tools and strengthening its quality assurance mechanisms to enhance collaboration and mobility among students, researchers and academics.

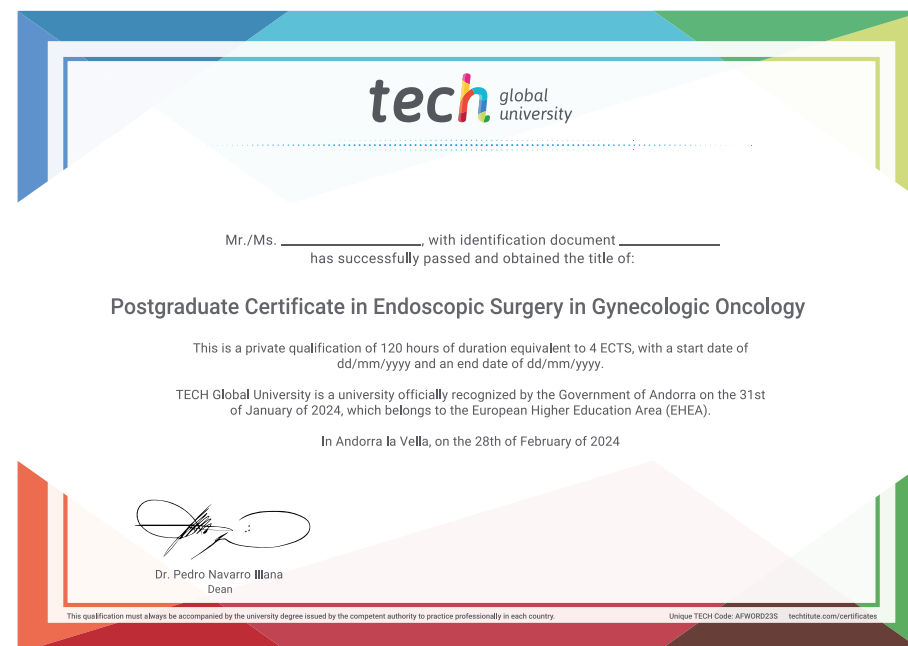
This **TECH Global University** private qualification is a European program of continuing education and professional updating that guarantees the acquisition of competencies in its area of knowledge, providing a high curricular value to the student who completes the program.

Title: **Postgraduate Certificate in Endoscopic Surgery in Gynecologic Oncology**

Modality: **online**

Duration: **6 weeks**

Accreditation: **4 ECTS**



future  
health confidence people  
education information tutors  
guarantee accreditation teaching  
institutions technology learning  
community commitment  
personalized service innovation  
knowledge present quality  
development languages  
virtual classroom



## Postgraduate Certificate Endoscopic Surgery in Gynecologic Oncology

- » Modality: online
- » Duration: 6 weeks
- » Certificate: TECH Global University
- » Accreditation: 4 ECTS
- » Schedule: at your own pace
- » Exams: online

# Postgraduate Certificate

## Endoscopic Surgery in Gynecologic Oncology

