

Postgraduate Certificate

Endoscopic Drainage of the Bile Duct, Role of ERCP





Postgraduate Certificate Endoscopic Drainage of the Bile Duct, Role of ERCP

- » Modality: online
- » Duration: 6 weeks
- » Certificate: TECH Technological University
- » Schedule: at your own pace
- » Exams: online

Website: www.techtute.com/us/medicine/postgraduate-certificate/endoscopic-drainage-bile-duct-role-ercp

Index

01

Introduction

p. 4

02

Objectives

p. 8

03

Course Management

p. 12

04

Structure and Content

p. 18

05

Methodology

p. 22

06

Certificate

p. 30

01

Introduction

Advances in the field of oncological approach to various pathologies of the biliary tract and gallbladder have led to the emergence of new techniques for the management of cholangiocarcinomas, biliary cysts and advanced tumors of this area of the body. This means that the specialist must have the most advanced tools available in order to maintain a high level of professional praxis. For this reason, TECH has developed this comprehensive program taking into account the requirements of the most advanced specialists, and has assembled an academic team of the highest level for the development of all topics covered.





“

This program will give you the most recent insights and pioneering research in the field of endoscopic approach to bile duct tumors”

The management of biliary tumors is complex, as complications may arise for which the specialist must be prepared with the latest scientific postulates. Thus, this TECH degree addresses the main endoscopic complications in bile duct drainage, as well as state-of-the-art alternatives to this technique.

In addition, emphasis is placed on the classification of intrahepatic and extrahepatic cholangiocarcinomas, also offering the most effective and recent diagnosis of intrahepatic and extrahepatic cholangiocarcinomas. All this in a syllabus that combines the great theoretical and practical knowledge of the professionals involved in its elaboration.

This means that the specialist has access to the best didactic material on the subject, which also makes use of the most innovative teaching methodology to make it as easy as possible for the specialist to keep up to date with the latest research on carcinomas and cystic lesions of the gallbladder.

In addition, the format of the degree is completely online, which greatly facilitates its adaptation to the most demanding work rhythms. This means that the specialist can combine professional, personal and academic aspects without having to sacrifice any of them during the course of the entire program.

This **Postgraduate Certificate in Endoscopic Drainage of Bile Duct, Role of ERCP** contains the most complete and up-to-date scientific program on the market. The most important features include:

- ♦ The development of case studies presented by experts in Oncologic Endoscopy
- ♦ The graphic, schematic, and eminently practical contents with which they are created, provide scientific and practical information on the disciplines that are essential for professional practice
- ♦ Practical exercises where the self-assessment process can be carried out to improve learning
- ♦ Its special emphasis on innovative methodologies
- ♦ Theoretical lessons, questions to the expert, debate forums on controversial topics, and individual reflection assignments
- ♦ Access to content from any fixed or portable device with an Internet connection



This program does not require a great investment of hours or effort, as you will find a large amount of audiovisual material, practical guides and interactive summaries that will be a vital support in your continuous improvement"

“*You will be advised at all times by a teaching staff 100% involved in getting you to incorporate into your daily practice the most recent research in the area of Endoscopic Oncology for the biliary tract and gallbladder”*

The program's teaching staff includes professionals from the sector who contribute their work experience to this training program, as well as renowned specialists from leading societies and prestigious universities.

The multimedia content, developed with the latest educational technology, will provide the professional with situated and contextual learning, i.e., a simulated environment that will provide immersive training programmed to train in real situations.

This program is designed around Problem-Based Learning, whereby the professional must try to solve the different professional practice situations that arise during the academic year. For this purpose, the student will be assisted by an innovative interactive video system created by renowned and experienced experts.

You will learn about the most recent and successful alternatives to endoscopic biliary drainage by ERCP in gallbladder and biliary tract interventions.

You will study the role of ERCP in the endoscopic drainage of the biliary tract, as well as the staging of tumors in this area through endoscopic ultrasound.



02 Objectives

The objective of this program is to update the knowledge of the most demanding specialist in their work, helping them in their continuous effort to offer the highest quality praxis possible. This means that all the topics to which the specialist has access are written according to the highest scientific postulates, thus taking advantage of the international expertise and experience of the teaching staff.



“

You will have at your disposal the most recent research in diagnosis and treatment of biliary cystic lesions”




General Objectives

- Develop the medical professional about endoscopic techniques of gastrointestinal tumor pathology related to diagnosis, treatment and complications in order to improve the quality of patient care
- Deepen the knowledge of the most commonly used endoscopic techniques in oncologic pathology in order to optimize their use in routine clinical practice

“

Your professional objective and TECH's are aligned. You will be welcomed by an academic team that knows what you need, with the best tools in the educational landscape"





Specific Objectives

- Internalize the types of cholangiocarcinomas, as well as the diagnosis and clinical presentation Staging of bile duct tumors with the aid of echoendoscopy
- Manage the complications that may arise in bile duct drainage, as well as endoscopic solutions The alternatives to endoscopic drainage of the biliary tract will also explained
- Master biliary cysts and their diagnosis, as well as their endoscopic management
- Recognize the risk factors that exist for the development of gallbladder cancer and the findings found on echoendoscopy

03

Course Management

The specialists in charge of preparing the topics corresponding to this program have a wide range of expertise in the approach to all types of oncological complications and pathologies of the biliary tract and gallbladder. The teachers have enriched the syllabus with a unique contribution of practical cases, which will help the student to contextualize all the knowledge and at the same time alleviate the teaching load.



“

TECH has relied on the best professionals in the area of the digestive system for the development of this program. You will notice the quality of the teaching staff in the writing and clarity of all the contents"


International Guest Director

Considered one of the most prestigious **gastroenterologists** worldwide, Dr. Mark Schattner has accumulated several awards for his active **research** and **clinical work**. Among other awards, he has been distinguished in the **Castle Connolly** list of the **best doctors** in the **United States** for several years and the magazine and international portal of **Top Doctors** have named him as one of the main experts in the **New York metropolitan area**. He also received the **Nobility in Science Award** from the **National Pancreas Foundation** of the **US**.

In addition, he has focused his established professional career on the approach to different **gastrointestinal tumors**. In particular, he is a reference in the diagnosis and therapeutic intervention of **Colon, Pancreatic** and **Esophageal Cancer**. In addition, he has experience in the management of the most advanced tools for the development of **Colonoscopies, Upper Digestive Endoscopies, Endoscopic Ultrasound, Cholangiopancreatography (CPRE), Polypectomy**, among others. At the same time, his name appears as author and co-author in almost a hundred scientific articles, published in journals of first academic impact.

For two decades, this physician has been linked to **Memorial Sloan Kettering Cancer Center**, becoming **Chief of the Gastroenterology, Hepatology and Nutrition Service**. However, the expert also has training stays in other renowned institutions, such as the **Weill Cornell Medical Center Hospital** in **New York City**. In addition, he holds an official certification in **Gastroenterology** from the **American Board of Internal Medicine**.

As for his training, Dr. Schattner completed a **bachelor's degree** at **Brown University** and subsequently completed his **fellowship** at the **University of Pennsylvania**. He has also been involved in academic consulting at **Weill Cornell Medical College**, teaching innovative content on the treatment of **Dysphagia, Ulcerative Colitis or Crohn's Disease** and **Fatty Liver Disease**.



Dr. Schattner, Mark

- Chief of the Gastroenterology, Hepatology and Nutrition Service, Memorial Sloan Kettering Cancer Center, New York, United States
- Residency at Weill Cornell Medical Center Hospital, New York City
- Professor of Clinical Medicine at Weill Cornell Medical College
- M.D. from the University of Pennsylvania
- B.S. Brown University
- Board Certified in Gastroenterology, American Board of Internal Medicine
- Nobility in Science Award from the National Pancreas Foundation

“

Thanks to TECH, you will be able to learn with the best professionals in the world”

Management



Dr. Honrubia López, Raúl

- Digestive System Specialist at the Infanta Sofia University Hospital
- Resident intern at University Hospital La Paz
- Degree in Medicine and Surgery from the University of Alcalá de Henares
- PhD in Medicine and Surgery from the Autonomous University of Madrid
- Stay at the Cancer Center, Keio University School of Medicine in Japan



Dr. Bustamante Robles, Katherine Yelenia

- Medical specialist at Hermanas Hospitalarias de San Rafael Hospital
- Digestive System Specialist at the University Hospital La Paz
- Specialized training in echoendoscopy at the Hospital Clinic of Barcelona

Professors

Dr. Chavarría Herbozo, Carlos

- ◆ Digestive System Specialist at the Rey Juan Carlos University Hospital
- ◆ Specialist physician at the Río Hortega University Hospital
- ◆ Undergraduate Degree in Medicine and Surgery at the Peruvian University Cayetano Heredia
- ◆ Doctorate in Medicine from the Autonomous University of Madrid
- ◆ Master's Degree in Advanced Digestive Endoscopy from the University Catholic of Murcia
- ◆ University Expert in Emergencies and Emergencies in Gastroenterology and Hepatology at the Distance University of Madrid

Dr. Fernández Martos, Rubén

- ◆ Specialist Doctor in Gastroenterology at the University Hospital La Paz
- ◆ Director of Patient Safety in the and Digestive System Department of La Paz University Hospital
- ◆ Doctorate in Medicine from the Autonomous University of Madrid
- ◆ Specialty in Gastroenterology and Hepatology at the University Hospital La Paz
- ◆ Master's Degree in Advanced Digestive Endoscopy at the Catholic University of Valencia San Vicente Mártir

Dr. González-Haba Ruiz, Mariano

- ◆ Specialist in the Gastroenterology and Hepatology Department of the University Hospital Puerta de Hierro
- ◆ Member of the Interventional Endoscopy Unit of the University Hospital Puerta de Hierro
- ◆ Specialist in the Gastroenterology and Hepatology Service at MD Anderson Cancer Center
- ◆ Doctorate in Medicine from the Autonomous University of Madrid

Dr. Montiel Portillo, Eliana

- ◆ Digestive System Specialist at the Infanta Sofía Hospital
- ◆ Member of the Pancreas Unit and of the Biliopancreatic Cancer Committee of the Hospital Infanta Sofía
- ◆ Bachelor of Medicine, cum laude, at the University of Zulia
- ◆ Internship in the Internal Medicine/Emergency Department at Noriega Trigo Hospital
- ◆ Digestive System Specialist at the La Paz University Hospital

Dr. Torres Vargas, Nurka Cristina

- ◆ Medical specialist in the Digestive System Service of the Hospital Can Misses
- ◆ Specialist in the Digestive System Service at Policlínica Nuestra Señora del Rosario
- ◆ Undergraduate Degree in Medicine and Surgery at the Peruvian University Cayetano Heredia
- ◆ Postgraduate course in Digestive System at the San Millán-San Pedro de Logroño Hospital Complex

04

Structure and Content

The Relearning methodology is of enormous help for the educational effort of the specialist to be updated, because thanks to it they will incorporate to their daily practice all the knowledge in gallbladder and biliary tract endoscopy in a progressive and natural way. TECH is a pioneer in the use of this technique, so the specialist is guaranteed the highest possible academic quality. The complementary readings on the virtual campus also help to better understand the theory and reduce the teaching load.





“

The structure and contents of this program respond to your highest demands, elaborated following the most relevant scientific postulates, research and discoveries of the last years"

Module 1. Gallbladder and Bile Duct

- 1.1. Cholangiocarcinoma
 - 1.1.1. Epidemiology and Risk Factors
- 1.2. Intrahepatic Cholangiocarcinoma
 - 1.2.1. Subtypes and Diagnosis
- 1.3. Extrahepatic cholangiocarcinoma
 - 1.3.1. Clinical Introduction and Diagnosis
- 1.4. Staging of Biliary Tract Tumors, Role of Echoendoscopy
- 1.5. Endoscopic Drainage of the Bile Duct, Role of ERCP
- 1.6. Endoscopic Complications in Bile Duct Drainage
- 1.7. Alternatives to Endoscopic Biliary Drainage by ERCP
- 1.8. Cystic Lesions of the Biliary Tract
 - 1.8.1. Types of Biliary Cysts
 - 1.8.2. Diagnosis and Treatment of Biliary Cystic Lesions
- 1.9. Gallbladder Carcinoma
 - 1.9.1. Risk Factors
 - 1.9.2. Ultrasound Endoscopy as a Diagnostic Tool





“

You won't have to invest large amounts of time or effort to incorporate all the up-to-date knowledge in this program into your daily practice"

05

Methodology

This training program provides you with a different way of learning. Our methodology uses a cyclical learning approach: **Relearning**.

This teaching system is used, for example, in the most prestigious medical schools in the world, and major publications such as the **New England Journal of Medicine** have considered it to be one of the most effective.



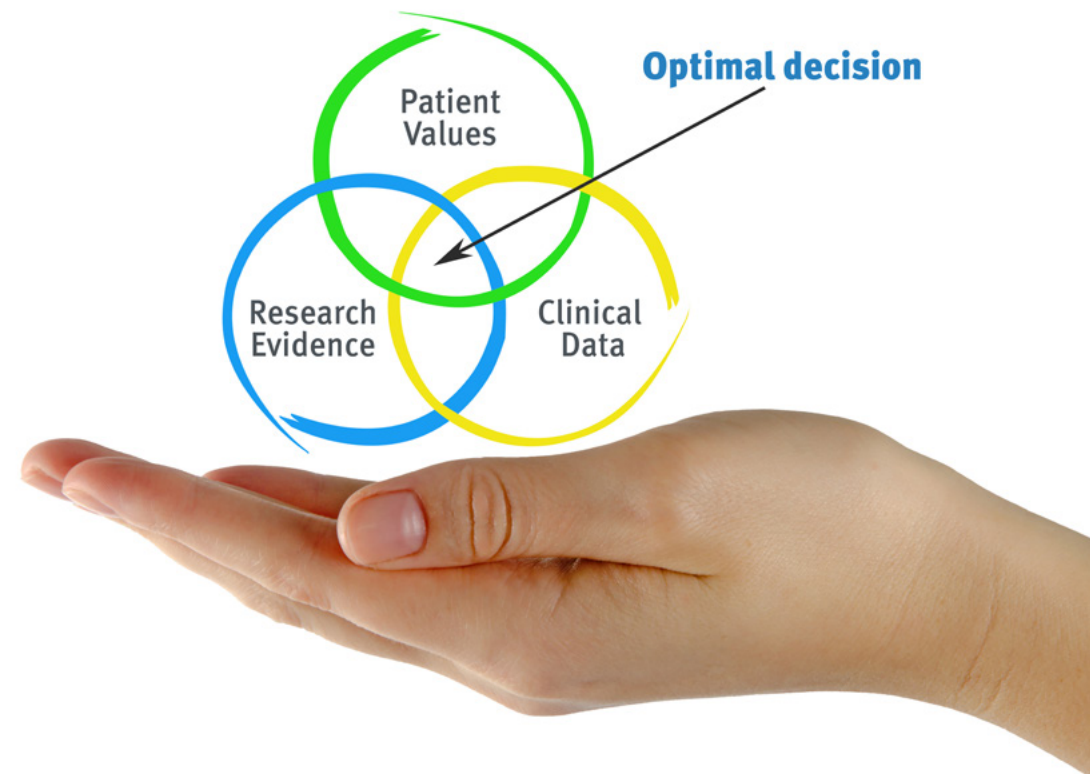
“

Discover Relearning, a system that abandons conventional linear learning, to take you through cyclical teaching systems: a way of learning that has proven to be extremely effective, especially in subjects that require memorization"

At TECH we use the Case Method

What should a professional do in a given situation? Throughout the program, students will face multiple simulated clinical cases, based on real patients, in which they will have to do research, establish hypotheses, and ultimately resolve the situation. There is an abundance of scientific evidence on the effectiveness of the method. Specialists learn better, faster, and more sustainably over time.

With TECH you will experience a way of learning that is shaking the foundations of traditional universities around the world.



According to Dr. Gérvas, the clinical case is the annotated presentation of a patient, or group of patients, which becomes a "case", an example or model that illustrates some peculiar clinical component, either because of its teaching power or because of its uniqueness or rarity. It is essential that the case is based on current professional life, trying to recreate the real conditions in the physician's professional practice.

“

Did you know that this method was developed in 1912, at Harvard, for law students? The case method consisted of presenting students with real-life, complex situations for them to make decisions and justify their decisions on how to solve them. In 1924, Harvard adopted it as a standard teaching method”

The effectiveness of the method is justified by four fundamental achievements:

1. Students who follow this method not only achieve the assimilation of concepts, but also a development of their mental capacity, through exercises that evaluate real situations and the application of knowledge.
2. Learning is solidly translated into practical skills that allow the student to better integrate into the real world.
3. Ideas and concepts are understood more efficiently, given that the example situations are based on real-life.
4. Students like to feel that the effort they put into their studies is worthwhile. This then translates into a greater interest in learning and more time dedicated to working on the course.



Relearning Methodology

At TECH we enhance the Harvard case method with the best 100% online teaching methodology available: Relearning.

This university is the first in the world to combine the study of clinical cases with a 100% online learning system based on repetition, combining a minimum of 8 different elements in each lesson, a real revolution with respect to the mere study and analysis of cases.

Professionals will learn through real cases and by resolving complex situations in simulated learning environments. These simulations are developed using state-of-the-art software to facilitate immersive learning.



At the forefront of world teaching, the Relearning method has managed to improve the overall satisfaction levels of professionals who complete their studies, with respect to the quality indicators of the best online university (Columbia University).

With this methodology, more than 250.000 physicians have been trained with unprecedented success in all clinical specialties regardless of surgical load. Our pedagogical methodology is developed in a highly competitive environment, with a university student body with a strong socioeconomic profile and an average age of 43.5 years old.

Relearning will allow you to learn with less effort and better performance, involving you more in your specialization, developing a critical mindset, defending arguments, and contrasting opinions: a direct equation to success.

In our program, learning is not a linear process, but rather a spiral (learn, unlearn, forget, and re-learn). Therefore, we combine each of these elements concentrically.

The overall score obtained by TECH's learning system is 8.01, according to the highest international standards.



This program offers the best educational material, prepared with professionals in mind:



Study Material

All teaching material is produced by the specialists who teach the course, specifically for the course, so that the teaching content is highly specific and precise.

These contents are then applied to the audiovisual format, to create the TECH online working method. All this, with the latest techniques that offer high quality pieces in each and every one of the materials that are made available to the student.



Surgical Techniques and Procedures on Video

TECH introduces students to the latest techniques, the latest educational advances and to the forefront of current medical techniques. All of this in direct contact with students and explained in detail so as to aid their assimilation and understanding. And best of all, you can watch the videos as many times as you like.



Interactive Summaries

The TECH team presents the contents attractively and dynamically in multimedia lessons that include audio, videos, images, diagrams, and concept maps in order to reinforce knowledge.

This exclusive multimedia content presentation training Exclusive system was awarded by Microsoft as a "European Success Story".



Additional Reading

Recent articles, consensus documents and international guidelines, among others. In TECH's virtual library, students will have access to everything they need to complete their course.





Expert-Led Case Studies and Case Analysis

Effective learning ought to be contextual. Therefore, TECH presents real cases in which the expert will guide students, focusing on and solving the different situations: a clear and direct way to achieve the highest degree of understanding.



Testing & Retesting

We periodically evaluate and re-evaluate students' knowledge throughout the program, through assessment and self-assessment activities and exercises: so that they can see how they are achieving your goals.



Classes

There is scientific evidence on the usefulness of learning by observing experts: The system termed Learning from an Expert strengthens knowledge and recall capacity, and generates confidence in the face of difficult decisions in the future.



Quick Action Guides

TECH offers the most relevant contents of the course in the form of worksheets or quick action guides. A synthetic, practical, and effective way to help students progress in their learning.



06 Certificate

The Postgraduate Certificate of Endoscopic Drainage of the Bile Duct, Role of ERCP, guarantees, in addition to the most rigorous and update training, access to a Postgraduate Certificate issued by TECH Technological University



“

Successfully complete this training and receive your university degree without travel or laborious paperwork”

This **Postgraduate Certificate in Endoscopic Drainage of Bile Duct, Role of ERCP** contains the scientific most complete and update program on the market.

After you have passed the evaluations, you will receive your corresponding **Postgraduate Certificate** issued by **TECH Technological University** via tracked delivery*.

The diploma issued by **TECH Technological University** will reflect the qualification obtained in the Postgraduate Certificate, and meets the requirements commonly demanded by labor exchanges, competitive examinations, and professional from career evaluation committees.

Title: **Postgraduate Certificate in Endoscopic Drainage of the Bile Duct, Role of ERCP**

Official N° of hours: **150 h.**



*Apostille Convention. In the event that the student wishes to have their paper diploma issued with an apostille, TECH EDUCATION will make the necessary arrangements to obtain it, at an additional cost.

future
health confidence people
education information tutors
guarantee accreditation teaching
institutions technology learning
community commitment
personalized service innovation
knowledge present quality
development languages
virtual classroom



Postgraduate Certificate
Endoscopic Drainage of the
Bile Duct, Role of ERCP

- › Modality: online
- › Duration: 6 weeks
- › Certificate: TECH Technological University
- › Schedule: at your own pace
- › Exams: online

Postgraduate Certificate

Endoscopic Drainage of the Bile Duct, Role of ERCP