

Postgraduate Certificate Endoscopic Capsule





Postgraduate Certificate Endoscopic Capsule

- » Modality: online
- » Duration: 6 weeks
- » Certificate: TECH Global University
- » Credits: 6 ECTS
- » Schedule: at your own pace
- » Exams: online

Website: www.techtute.com/us/medicine/postgraduate-certificate/endoscopic-capsule

Index

01

Introduction

p. 4

02

Objectives

p. 8

03

Course Management

p. 12

04

Structure and Content

p. 18

05

Methodology

p. 22

06


Certificate

p. 30

01

Introduction

The small bowel has always posed a challenge for optimal endoscopic examinations, so all the advances and discoveries made in this field are of special interest to the specialist. This program delves into the capsule endoscope and its most modern uses, as well as the most updated handling of the different types of enteroscopes and recent studies of the most common hereditary conditions with predisposition to develop pathologies in the small intestine. All this with the support of a professional team with extensive experience in all types of treatments and diagnostics of the digestive system.



“

*Benefit from all the advantages offered by
this program, adapted to your requirements
and the highest quality standards"*

The small intestine is an area of the digestive tract of special interest to all specialists, as it is one of the areas where exploration techniques must be continually improved to ensure the best possible diagnoses. This implies that the methods are renewed periodically, given the difficulty of the area for an optimal evaluation.

This TECH program presents the latest advances in the use of capsule endoscopes, *Agile Patency* to prevent contraindications and single balloon, double balloon and spiral enteroscopies. In addition, the curriculum is complemented with the most successful methods of diagnosis and alternative therapy to endoscopic techniques.

With all this, the specialist will be accessing a complete review of the most avant-garde and updated practical methodology in the academic panorama. A unique opportunity to learn about the latest scientific postulates in the management of duodenal polyps, periampullary lesions and superficial tumor lesions.

In addition, the degree has the great advantage of being taught completely online, without schedules or ties of any kind. The syllabus is available for download from day one, and the specialist decides when to study it. This makes it possible to combine high professional work with an innovative form of updating in the academic field.

This **Postgraduate Certificate in Endoscopic Capsule** contains the most complete and up-to-date scientific program on the market. The most important features include:

- » The development of case studies presented by experts in Oncologic Endoscopy
- » The graphic, schematic, and eminently practical contents with which they are created, provide scientific and practical information on the disciplines that are essential for professional practice
- » Practical exercises where self-assessment can be used to improve learning
- » Its special emphasis on innovative methodologies
- » Theoretical lessons, questions to the expert, debate forums on controversial topics, and individual reflection assignments
- » Content that is accessible from any fixed or portable device with an Internet connection



You will not have to attend classes or adapt to pre-established schedules. At TECH you are the one who decides where, when and how to study"

“

The best specialists in the digestive system have brought together in this program the best scientific updates on urgent issues such as intestinal lymphomas or hereditary syndromes”


The program’s teaching staff includes professionals from the sector who contribute their work experience to this training program, as well as renowned specialists from leading societies and prestigious universities.

The multimedia content, developed with the latest educational technology, will provide the professional with situated and contextual learning, i.e., a simulated environment that will provide immersive training programmed to train in real situations.

This program is designed around Problem-Based Learning, whereby the professional must try to solve the different professional practice situations that arise during the academic year. For this purpose, the student will be assisted by an innovative interactive video system created by renowned and experienced experts.

You will find interactive summaries and a large amount of audiovisual material that will complement your update on oncologic pathologies of the small intestine.

You will learn about the latest developments in capsule endoscopy contraindications and how to solve them with the use of Agile Patency.



02

Objectives

Since the small intestine is the most difficult area of the digestive tract to evaluate, the objective of this program is to provide the specialist with the most innovative and useful tools in the approach to all kinds of pathologies in this area. With this update, the professional will be continuing their work to improve their daily practice with the most current scientific methodology of the moment.





“

By choosing this degree you will be developing your continuous professional improvement in the specialized area of the small intestine”





General Objectives

- » Develop the medical professional about endoscopic techniques of gastrointestinal tumor pathology related to diagnosis, treatment and complications in order to improve the quality of patient care.
- » Deepen the knowledge of the most commonly used endoscopic techniques in oncologic pathology in order to optimize their use in routine clinical practice



You will improve your transversal skills in organization, time management and communication, essential for a quality professional practice"





Specific Objectives

- » Develop knowledge on the diagnosis of small bowel lesions
- » Delve into the use and indications of capsule endoscopy as well as the contraindications and management of complications derived from its use
- » Know the different enteroscopy techniques
- » Learn the indications for small bowel exploration according to the pathology of the patient

03

Course Management

The teaching staff in charge of the development of this program has reflected in it their own experience in the evaluation of small bowel pathologies of all types. Thanks to their expertise, the didactic material benefits from an unquestionable quality, incorporating real clinical cases in which the student contextualizes all the knowledge. This makes the present degree the best possible academic option for effective and safe updating.



“

You will find an outstanding academic staff, composed of the best professionals specialized in the digestive system”


International Guest Director

Considered one of the most prestigious **gastroenterologists** worldwide, Dr. Mark Schattner has accumulated several awards for his active **research** and **clinical work**. Among other awards, he has been distinguished in the **Castle Connolly** list of the **best doctors** in the **United States** for several years and the magazine and international portal of **Top Doctors** have named him as one of the main experts in the **New York metropolitan area**. He also received the **Nobility in Science Award** from the **National Pancreas Foundation** of the **US**.

In addition, he has focused his established professional career on the approach to different **gastrointestinal tumors**. In particular, he is a reference in the diagnosis and therapeutic intervention of **Colon, Pancreatic** and **Esophageal Cancer**. In addition, he has experience in the management of the most advanced tools for the development of **Colonoscopies, Upper Digestive Endoscopies, Endoscopic Ultrasound, Cholangiopancreatography (CPRE), Polypectomy**, among others. At the same time, his name appears as author and co-author in almost a hundred scientific articles, published in journals of first academic impact.

For two decades, this physician has been linked to **Memorial Sloan Kettering Cancer Center**, becoming **Chief of the Gastroenterology, Hepatology and Nutrition Service**. However, the expert also has training stays in other renowned institutions, such as the **Weill Cornell Medical Center Hospital** in **New York City**. In addition, he holds an official certification in **Gastroenterology** from the **American Board of Internal Medicine**.

As for his training, Dr. Schattner completed a **bachelor's degree** at **Brown University** and subsequently completed his **fellowship** at the **University of Pennsylvania**. He has also been involved in academic consulting at **Weill Cornell Medical College**, teaching innovative content on the treatment of **Dysphagia, Ulcerative Colitis or Crohn's Disease** and **Fatty Liver Disease**.



Dr. Schattner, Mark

- Chief of the Gastroenterology, Hepatology and Nutrition Service, Memorial Sloan Kettering Cancer Center, New York, United States
- Residency at Weill Cornell Medical Center Hospital, New York City
- Professor of Clinical Medicine at Weill Cornell Medical College
- M.D. from the University of Pennsylvania
- B.S. Brown University
- Board Certified in Gastroenterology, American Board of Internal Medicine
- Nobility in Science Award from the National Pancreas Foundation

“

Thanks to TECH, you will be able to learn with the best professionals in the world”

Management



Dr. Honrubia López, Raúl

- » Digestive System Specialist at the Infanta Sofia University Hospital
- » Resident intern at University Hospital La Paz
- » Degree in Medicine and Surgery from the University of Alcalá de Henares.
- » PhD in Medicine and Surgery from the Autonomous University of Madrid.
- » Stay at the Cancer Center, Keio University School of Medicine in Japan



Dr. Bustamante Robles, Katherine Yelenia

- » Medical specialist at Hermanas Hospitalarias de San Rafael Hospital
- » Digestive System Specialist at the University Hospital La Paz
- » Specialized training in echoendoscopy at the Hospital Clinic of Barcelona

Professors

Dr. Domínguez Rodríguez, María

- » Digestive System Specialist at the Infanta Sofia Hospital
- » Digestive System specialist at Severo Ochoa and Gómez Ulla Hospitals
- » Bachelor's Degree in Medicine and Surgery from the University of Santiago de Compostela

Dr. Ciriano Hernández, Lucia

- » Digestive System Specialist at the Infanta Sofia University Hospital
- » Digestive System Specialist at the Móstoles University Hospital
- » Degree in Medicine and Surgery from the University of Alcalá
- » ESD Observation Stay at Keio University Hospital and Cancer Center, Japan

Dr. Han, Eun-Jin

- » Digestive System Specialist In Medicine at the Infanta Sofia University Hospital
- » Degree in Medicine and Surgery from the University National of Asunción
- » Digestive System Specialist at the University Hospital La Paz
- » Digestive System Specialist at the La Paz University Hospital

Dr. Tavecchia Castro, Mariana

- » Digestive System Specialist at the La Paz University Hospital
- » Degree in Medicine and Surgery from the Complutense University of Madrid
- » Specialty in Gastroenterology at the University Hospital La Paz

Dr. Torres Vargas, Nurka Cristina

- » Medical specialist in the Digestive System Service of the Hospital Can Misses
- » Specialist in the Digestive System Service at Policlínica Nuestra Señora del Rosario
- » Undergraduate Degree in Medicine and Surgery at the Peruvian University Cayetano Heredia
- » Postgraduate course in Digestive System at the San Millán-San Pedro de Logroño Hospital Complex

04

Structure and Content

TECH employs the most avant-garde pedagogical methodology to benefit the specialist in their academic career. Thus, by using *Relearning*, the updating experience becomes much more natural and progressive. The specialist will incorporate enteroscopy, capsule endoscopy and endoscopic treatment methodologies into their daily practice even before the end of the program. This is achieved thanks to the reinforcement of the main clinical and scientific novelties throughout the syllabus.





“

Interactive summaries and practical guides will lighten your learning load, giving you a focused update on what really matters to you"

Module 1. Small Intestine

- 1.1. Types of Lesions in Small Intestine
- 1.2. Endoscopic Capsule
- 1.3. Capsule Endoscopic Contraindications and the Role of *Agile Patency*
- 1.4. Single-Balloon and Double-Balloon Enteroscopy
- 1.5. Spiral Enteroscopy
- 1.6. Alternative Diagnostic and Therapeutic Methods to Diagnostic Endoscopic Techniques
- 1.7. Endoscopic Treatment of Superficial Tumor Lesions
- 1.8. Management of Duodenal Polyps and Periapillary Lesions
- 1.9. Indications for Small Bowel Screening in Patients with Hereditary Syndromes
- 1.10. Intestinal Lymphoma





“

You won't have to invest large amounts of time or sacrifice your personal or professional life to acquire the best scientific knowledge in academia"

05

Methodology

This academic program offers students a different way of learning. Our methodology uses a cyclical learning approach: **Relearning.**

This teaching system is used, for example, in the most prestigious medical schools in the world, and major publications such as the **New England Journal of Medicine** have considered it to be one of the most effective.





“

Discover Relearning, a system that abandons conventional linear learning, to take you through cyclical teaching systems: a way of learning that has proven to be extremely effective, especially in subjects that require memorization"

At TECH we use the Case Method

What should a professional do in a given situation? Throughout the program, students will face multiple simulated clinical cases, based on real patients, in which they will have to do research, establish hypotheses, and ultimately resolve the situation. There is an abundance of scientific evidence on the effectiveness of the method. Specialists learn better, faster, and more sustainably over time.

With TECH you will experience a way of learning that is shaking the foundations of traditional universities around the world.



According to Dr. Gervas, the clinical case is the annotated presentation of a patient, or group of patients, which becomes a "case", an example or model that illustrates some peculiar clinical component, either because of its teaching power or because of its uniqueness or rarity. It is essential that the case is based on current professional life, trying to recreate the real conditions in the physician's professional practice.

“

Did you know that this method was developed in 1912, at Harvard, for law students? The case method consisted of presenting students with real-life, complex situations for them to make decisions and justify their decisions on how to solve them. In 1924, Harvard adopted it as a standard teaching method”

The effectiveness of the method is justified by four fundamental achievements:

1. Students who follow this method not only achieve the assimilation of concepts, but also a development of their mental capacity, through exercises that evaluate real situations and the application of knowledge.
2. Learning is solidly translated into practical skills that allow the student to better integrate into the real world.
3. Ideas and concepts are understood more efficiently, given that the example situations are based on real-life.
4. Students like to feel that the effort they put into their studies is worthwhile. This then translates into a greater interest in learning and more time dedicated to working on the course.



Relearning Methodology

At TECH we enhance the case method with the best 100% online teaching methodology available: Relearning.

This university is the first in the world to combine the study of clinical cases with a 100% online learning system based on repetition, combining a minimum of 8 different elements in each lesson, a real revolution with respect to the mere study and analysis of cases.

Professionals will learn through real cases and by resolving complex situations in simulated learning environments. These simulations are developed using state-of-the-art software to facilitate immersive learning.



At the forefront of world teaching, the Relearning method has managed to improve the overall satisfaction levels of professionals who complete their studies, with respect to the quality indicators of the best online university (Columbia University).

With this methodology, more than 250,000 physicians have been trained with unprecedented success in all clinical specialties regardless of surgical load. Our pedagogical methodology is developed in a highly competitive environment, with a university student body with a strong socioeconomic profile and an average age of 43.5 years old.

Relearning will allow you to learn with less effort and better performance, involving you more in your specialization, developing a critical mindset, defending arguments, and contrasting opinions: a direct equation to success.

In our program, learning is not a linear process, but rather a spiral (learn, unlearn, forget, and re-learn). Therefore, we combine each of these elements concentrically.

The overall score obtained by TECH's learning system is 8.01, according to the highest international standards.



This program offers the best educational material, prepared with professionals in mind:



Study Material

All teaching material is produced by the specialists who teach the course, specifically for the course, so that the teaching content is highly specific and precise.

These contents are then applied to the audiovisual format, to create the TECH online working method. All this, with the latest techniques that offer high quality pieces in each and every one of the materials that are made available to the student.



Surgical Techniques and Procedures on Video

TECH introduces students to the latest techniques, the latest educational advances and to the forefront of current medical techniques. All of this in direct contact with students and explained in detail so as to aid their assimilation and understanding. And best of all, you can watch the videos as many times as you like.



Interactive Summaries

The TECH team presents the contents attractively and dynamically in multimedia lessons that include audio, videos, images, diagrams, and concept maps in order to reinforce knowledge.

This exclusive educational system for presenting multimedia content was awarded by Microsoft as a "European Success Story".



Additional Reading

Recent articles, consensus documents and international guidelines, among others. In TECH's virtual library, students will have access to everything they need to complete their course.





Expert-Led Case Studies and Case Analysis

Effective learning ought to be contextual. Therefore, TECH presents real cases in which the expert will guide students, focusing on and solving the different situations: a clear and direct way to achieve the highest degree of understanding.



Testing & Retesting

We periodically evaluate and re-evaluate students' knowledge throughout the program, through assessment and self-assessment activities and exercises, so that they can see how they are achieving their goals.



Classes

There is scientific evidence on the usefulness of learning by observing experts. The system known as Learning from an Expert strengthens knowledge and memory, and generates confidence in future difficult decisions.



Quick Action Guides

TECH offers the most relevant contents of the course in the form of worksheets or quick action guides. A synthetic, practical, and effective way to help students progress in their learning.



06

Certificate

The Postgraduate Certificate in Endoscopic Capsule, in addition to the most rigorous and up-to-date training, access to a Postgraduate Certificate issued by TECH Global University.



“

Successfully complete this training program and receive your diploma without travel or laborious paperwork"

This program will allow you to obtain your **Postgraduate Certificate in Endoscopic Capsule** endorsed by **TECH Global University**, the world's largest online university.

TECH Global University is an official European University publicly recognized by the Government of Andorra (**official bulletin**). Andorra is part of the European Higher Education Area (EHEA) since 2003. The EHEA is an initiative promoted by the European Union that aims to organize the international training framework and harmonize the higher education systems of the member countries of this space. The project promotes common values, the implementation of collaborative tools and strengthening its quality assurance mechanisms to enhance collaboration and mobility among students, researchers and academics.

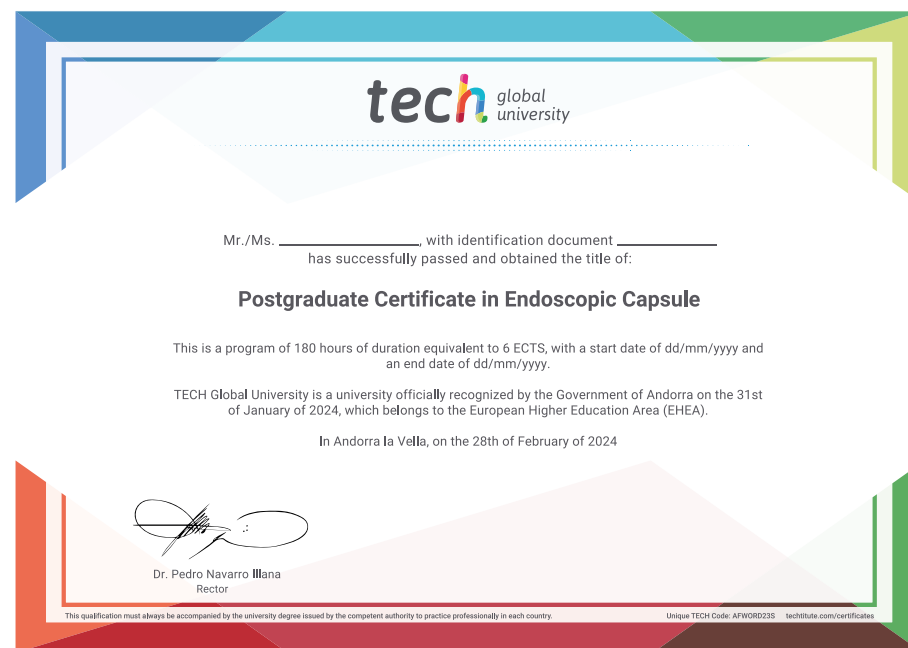
This **TECH Global University** title is a European program of continuing education and professional updating that guarantees the acquisition of competencies in its area of knowledge, providing a high curricular value to the student who completes the program.

Title: **Postgraduate Certificate in Endoscopic Capsule**

Modality: **online**

Duration: **6 weeks**

Accreditation: **6 ECTS**



future
health confidence people
education information tutors
guarantee accreditation teaching
institutions technology learning
community commitment
personalized service innovation
knowledge present quality
development language
virtual classroom



Postgraduate Certificate Endoscopic Capsule

- » Modality: online
- » Duration: 6 weeks
- » Certificate: TECH Global University
- » Credits: 6 ECTS
- » Schedule: at your own pace
- » Exams: online

Postgraduate Certificate Endoscopic Capsule

