

Postgraduate Certificate

Echoendoscopically Guided Treatment Options in Pancreatic Cancer





Postgraduate Certificate Echoendoscopically Guided Treatment Options in Pancreatic Cancer

- » Modality: online
- » Duration: 6 weeks
- » Certificate: TECH Technological University
- » Dedication: 16h/week
- » Schedule: at your own pace
- » Exams: online

Website: www.techtitute.com/in/medicine/postgraduate-certificate/echoendoscopically-guidaded-treatment-options-pancreatic-cancert

Index

01

Introduction

p. 4

02

Objectives

p. 8

03

Course Management

p. 12

04

Structure and Content

p. 16

05

Methodology

p. 20

06

Certificate

p. 28

01

Introduction

Pancreatic cystic lesions are of relevant importance, as they are the precursor lesions of malignancy. Therefore, the level of updating of the specialist will be key in the correct diagnosis and subsequent management of this type of pathology. This TECH program focuses on the fundamental aspects of pancreatic endoscopies such as ERCP/USE, incorporating the latest scientific and practical advances in the field. Thus, the specialist will update their knowledge on pancreatic tumors and their correct approach with endoscopic screening and guidance techniques.





“

You will find a comprehensive agenda that addresses pancreatic neuroendocrine tumors, cystic tumors and bile duct obstructions in pancreatic cancer"

A good update on the most recent advances in pancreatic endoscopic treatment and diagnosis can make a crucial difference in the approach to this type of pathology. Therefore, this program focuses on the most important aspects of this area of specialization, with the most recent advances in the endoscopic management of complications such as duodenal stenosis, pancreatic neuroendocrine tumors or pancreatic cystic lesions.

With this renewed set of knowledge, the specialist will be continuing their work of constant improvement in the field of the oncological approach to the pancreas. Thanks to a teaching staff with extensive experience in prestigious and international hospitals, the program has an excellent quality guarantee. The specialist will find a multitude of real clinical cases that will help them to better situate and understand all the scientific advances shown in the degree.

All of this, moreover, in an online format that respects the demanding lifestyle of the professional. Without having to adhere to predetermined schedules or face-to-face classes, the specialist will be the one who decides when, where and how to take all the contents of this program. This is largely possible thanks to the wide availability of the theoretical content, accessible from any device with an internet connection.

This **Postgraduate Certificate in Echoendoscopically Guided Treatment Options in Pancreatic Cancer** contains the most complete and up-to-date scientific program on the market. The most important features include:

- ◆ The development of case studies presented by experts in Oncologic Endoscopy
- ◆ The graphic, schematic, and eminently practical contents with which they are created, provide scientific and practical information on the disciplines that are essential for professional practice
- ◆ Practical exercises where self-assessment can be used to improve learning.
- ◆ Its special emphasis on innovative methodologies
- ◆ Theoretical lessons, questions to the expert, debate forums on controversial topics, and individual reflection assignments
- ◆ Content that is accessible from any fixed or portable device with an Internet connection



Take advantage of the great advantage that TECH offers you with a completely online program that you can take at your own pace"

“

The best professionals and academics in the educational panorama choose TECH for its high pedagogical and innovative quality. By choosing this program you will be opting for the best option on the market to update your knowledge"


The program's teaching staff includes professionals from the sector who contribute their work experience to this training program, as well as renowned specialists from leading societies and prestigious universities.

The multimedia content, developed with the latest educational technology, will provide the professional with situated and contextual learning, i.e., a simulated environment that will provide immersive training programmed to train in real situations.

This program is designed around Problem Based Learning, whereby the professional must try to solve the different professional practice situations that arise during the academic year. For this purpose, the student will be assisted by an innovative interactive video system created by renowned and experienced experts.

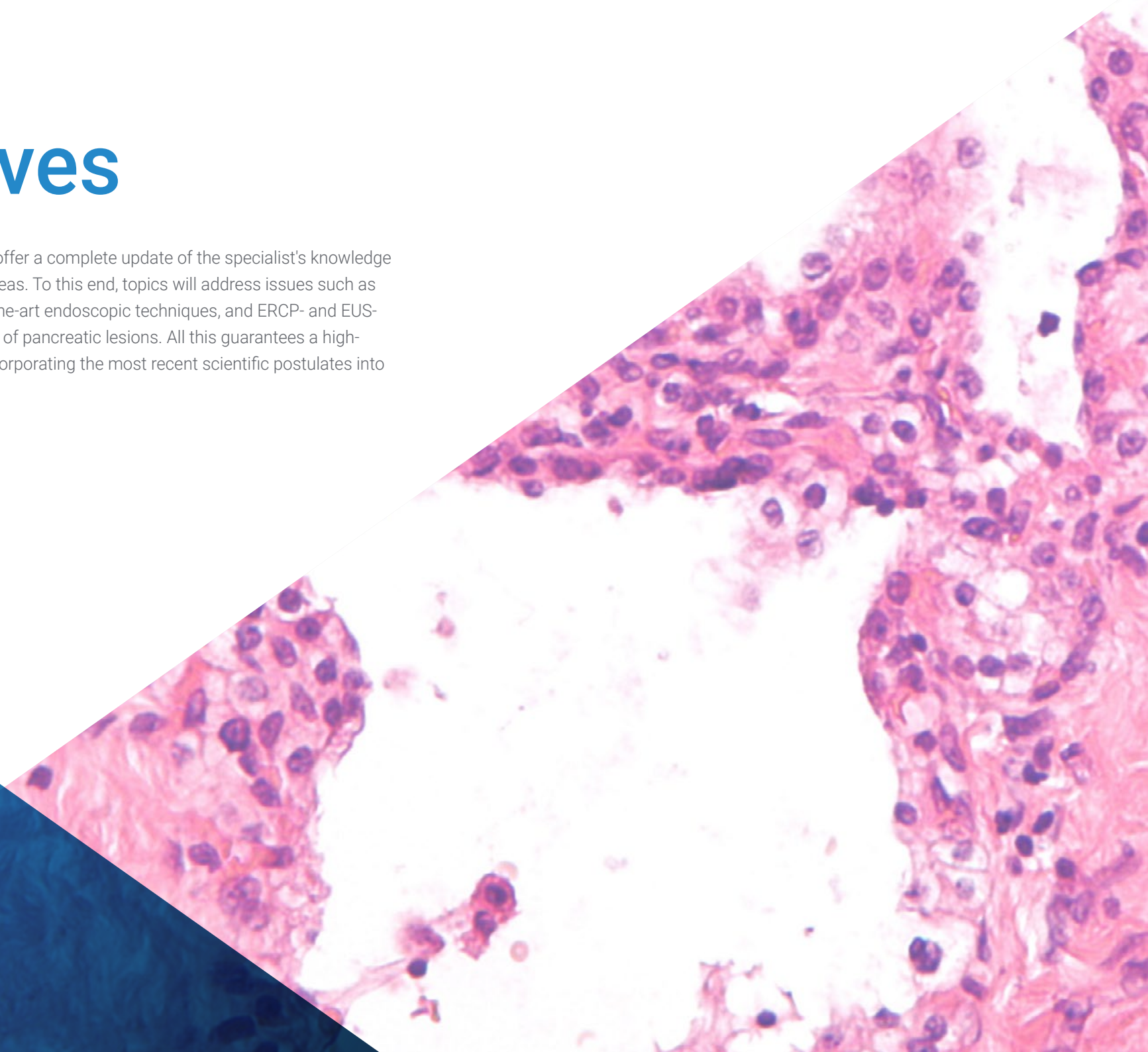
You will have access to high quality didactic material, enriched with practical guides, real clinical cases and interactive summaries.

You will have access to scientific issues of great relevance, such as the differential diagnosis of serous and mucinous cystadenomas and IMCT.



02 Objectives

The objective of this program is to offer a complete update of the specialist's knowledge in the oncological area of the pancreas. To this end, topics will address issues such as pancreatic cystic tumors, state-of-the-art endoscopic techniques, and ERCP- and EUS-guided treatments for the follow-up of pancreatic lesions. All this guarantees a high-quality update for the specialist, incorporating the most recent scientific postulates into their daily practice.





You will continue to improve your professional practice thanks to an academic team ready to offer you the most recent research in endoscopic approach to the pancreas"



General Objectives

- ◆ Develop the medical professional about endoscopic techniques of gastrointestinal tumor pathology related to diagnosis, treatment and complications in order to improve the quality of patient care
- ◆ Deepen the knowledge of the most commonly used endoscopic techniques in oncologic pathology in order to optimize their use in routine clinical practice



You'll meet your career goals for upgrading even before you finish your degree"






Specific Objectives

- ◆ Deepen in the epidemiology, risk factors, clinical presentation of pancreatic adenocarcinoma
- ◆ Develop the new endoscopic techniques available for the palliative treatment of pancreatic cancer
- ◆ Know all benign and malignant pancreatic cystic lesions
- ◆ Learn more about other pancreatic tumors, their main characteristics, as well as their diagnosis and prognosis
- ◆ Recognize the types of pancreatic duct stenosis and the endoscopic solutions that can be offered

03

Course Management

The best specialists in the digestive system have been brought together by TECH for the development of this program. Thanks to their extensive professional experience in the approach to all types of pancreatic pathologies, the specialist will benefit from the most cutting-edge techniques and methodologies on the clinical scene. All this in a complete program that does not require large investments of time or money from the specialist, making it the ideal option to combine it with your professional life.



“

You will have the support of an academic staff committed to your professional improvement, giving you first-rate personalized advice"

Management



Dr. Honrubia López, Raúl

- ◆ Digestive System Specialist at the Infanta Sofia University Hospital
- ◆ Resident intern at University Hospital La Paz
- ◆ Degree in Medicine and Surgery from the University of Alcalá de Henares
- ◆ PhD in Medicine and Surgery from the Autonomous University of Madrid
- ◆ Stay at the Cancer Center, Keio University School of Medicine in Japan



Dr. Bustamante Robles, Katherine Yelenia

- ◆ Medical specialist at Hermanas Hospitalarias de San Rafael Hospital
- ◆ Digestive System Specialist at the University Hospital La Paz
- ◆ Specialized training in echoendoscopy at the Hospital Clinic of Barcelona

Professors

Dr. Agudo Castillo, Belén

- ◆ Digestive System Specialist at the the Puerta de Hierro University Hospital
- ◆ Endocoles clinical training instructor at the Puerta de Hierro Hospital
- ◆ Degree in Medicine from the Complutense University of Madrid
- ◆ Expert in Human Nutrition and Dietetics at the Antonio Nebrija University, European Institute of Business Studies

Dr. Chavarría Herbozo, Carlos

- ◆ Digestive System Specialist at the Rey Juan Carlos University Hospital
- ◆ Specialist physician at the Río Hortega University Hospital
- ◆ Undergraduate Degree in Medicine and Surgery at the Peruvian University Cayetano Heredia
- ◆ Doctorate in Medicine from the Autonomous University of Madrid.
- ◆ Master's Degree in Advanced Digestive Endoscopy from the University Catholic of Murcia
- ◆ University Expert in Emergencies and Emergencies in Gastroenterology and Hepatology at the Distance University of Madrid

Dr. González Redondo, Guillermo

- ◆ Digestive System Specialist at the Infanta Sofia University Hospital
- ◆ Member of the interdisciplinary TNE committee at Hospital Infanta Sofía-Hospital Gregorio Marañón
- ◆ Honorary Collaborating Professor at the University of Valladolid
- ◆ Degree in Medicine and Surgery from the University of Valladolid
- ◆ Master's Degree in Pediatric Hepatology at the CEU Cardenal Herrera University
- ◆ Master's Degree in Health Sciences Research, Pharmacology, Neurobiology and Nutrition at the University of Valladolid

Dr. Álvarez-Nava Torrego, María Teresa

- ◆ Specialist in the Endoscopy Unit of the Digestive System Service of the University Hospital 12 de Octubre
- ◆ Honorary Collaborator of the Department of Medicine of the Complutense University of Madrid
- ◆ Degree in Medicine from the University of Oviedo
- ◆ Master's Degree for specialization in endoscopic ultrasonography the University of Alcalá de Henares
- ◆ Digestive System Specialist at the University Hospital 12 de Octubre

Dr. Marín Serrano, Eva

- ◆ Digestive System Specialist at the La Paz University Hospital
- ◆ President of the Spanish Association of Digestive Ultrasound
- ◆ Secretary of the Spanish Federation of Ultrasound Societies in Medicine and Biology
- ◆ Degree in Medicine and Surgery from the University of Granada
- ◆ Digestive System Specialist at the University Hospital La Paz
- ◆ Doctor of Medicine Cum Laude from the University of Cadiz
- ◆ Master's Degree in Clinical Management, Medical and Healthcare Management, CEU Cardenal Herrera University

Dr. Fernández Ruiz, Gloria

- ◆ Specialist Doctor in Gastroenterology at the University Hospital La Paz
- ◆ Clinical teaching collaborator in the Digestive Service of the University Hospital La Paz
- ◆ Degree in Medicine and Surgery from the Complutense University of Madrid
- ◆ Stay at the Academic Medical Centrum Hospital of Amsterdam

04

Structure and Content

TECH employs the most innovative educational technology for the benefit of the specialists who take its programs. This translates into the use of *Relearning* as the preferred pedagogical method, in which the specialist updates their knowledge in pancreatic endoscopy in a progressive and natural way. Thus, no professional or personal facet should be sacrificed in order to meet the objectives of the degree.





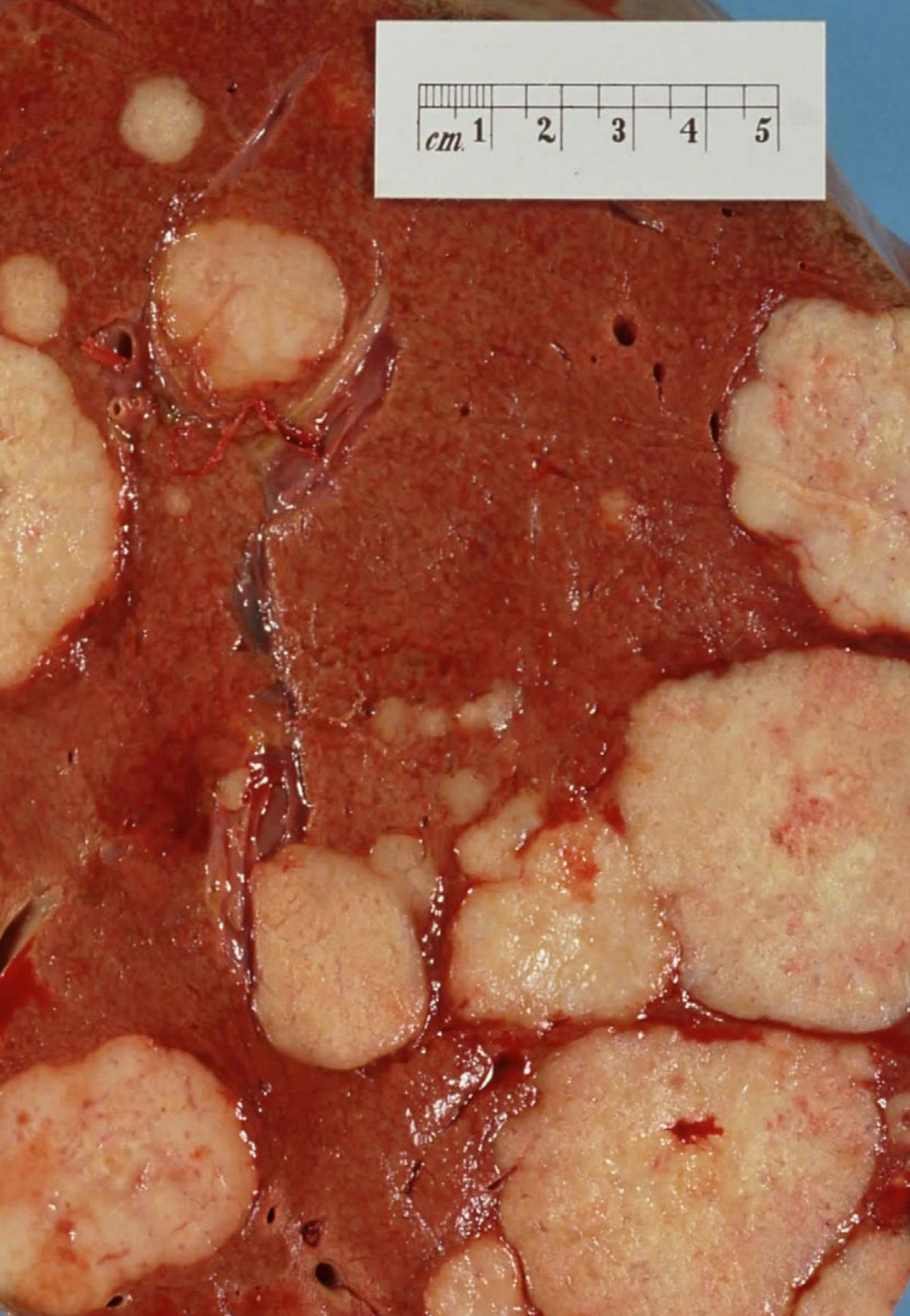
“

The teaching load of the program is lightened thanks to TECH's innovative pedagogical methodology, backed by strong support in audiovisual and interactive material"

Module 1. Pancreas

- 1.1. Adenocarcinoma of the Pancreas
 - 1.1.1. Epidemiology, Clinical Presentation, and Risk Factors
 - 1.1.2. Diagnosis and Staging of the Disease: The Role of Echoendoscopy
- 1.2. Endoscopic Management (ERCP/USE) of Bile Duct Obstruction in Pancreatic Cancer
- 1.3. Endoscopic Management of Duodenal Stenosis in Pancreatic Cancer (Gastrojejunal Shunt and Prosthesis)
- 1.4. Echoendoscopy-Guided Treatment Options in Pancreatic Cancer
- 1.5. Pancreatic Cancer Screening by Echoendoscopy
- 1.6. Pancreatic Neuroendocrine Tumors (pNET)
 - 1.6.1. Epidemiological Data, Classification, and Risk Factors
 - 1.6.2. Role of Echoendoscopy in Diagnosis, Staging and Management
 - 1.6.3. Endoscopic treatment
- 1.7. Other Pancreatic Tumors: Inflammatory Mass, Pseudopapillary Neoplasm, Lymphoma
- 1.8. Pancreatic Cystic Tumors
 - 1.8.1. Differential Diagnosis
 - 1.8.2. Serous, Mucinous Cystadenoma and TPMI
- 1.9. Role of Endoscopy (EUS and ERCP) in the Diagnosis and Follow-up of Pancreatic Cystic Lesions
- 1.10. EUS-Guided Treatment of Pancreatic Cystic Lesions





“

You will have access to real clinical cases that will help you to contextualize all the knowledge of pancreatic cystic tumors and echoendoscopy-guided treatments”

05

Methodology

This training program provides you with a different way of learning. Our methodology uses a cyclical learning approach: **Relearning**.

This teaching system is used, for example, in the most prestigious medical schools in the world, and major publications such as the **New England Journal of Medicine** have considered it to be one of the most effective.



“

Discover Relearning, a system that abandons conventional linear learning, to take you through cyclical teaching systems: a way of learning that has proven to be extremely effective, especially in subjects that require memorization"

At TECH we use the Case Method

What should a professional do in a given situation? Throughout the program, students will face multiple simulated clinical cases, based on real patients, in which they will have to do research, establish hypotheses, and ultimately resolve the situation. There is an abundance of scientific evidence on the effectiveness of the method. Specialists learn better, faster, and more sustainably over time.

With TECH you will experience a way of learning that is shaking the foundations of traditional universities around the world.



According to Dr. Gérvas, the clinical case is the annotated presentation of a patient, or group of patients, which becomes a "case", an example or model that illustrates some peculiar clinical component, either because of its teaching power or because of its uniqueness or rarity. It is essential that the case is based on current professional life, trying to recreate the real conditions in the physician's professional practice.

“

Did you know that this method was developed in 1912, at Harvard, for law students? The case method consisted of presenting students with real-life, complex situations for them to make decisions and justify their decisions on how to solve them. In 1924, Harvard adopted it as a standard teaching method”

The effectiveness of the method is justified by four fundamental achievements:

1. Students who follow this method not only achieve the assimilation of concepts, but also a development of their mental capacity, through exercises that evaluate real situations and the application of knowledge.
2. Learning is solidly translated into practical skills that allow the student to better integrate into the real world.
3. Ideas and concepts are understood more efficiently, given that the example situations are based on real-life.
4. Students like to feel that the effort they put into their studies is worthwhile. This then translates into a greater interest in learning and more time dedicated to working on the course.



Relearning Methodology

At TECH we enhance the Harvard case method with the best 100% online teaching methodology available: Relearning.

This university is the first in the world to combine the study of clinical cases with a 100% online learning system based on repetition, combining a minimum of 8 different elements in each lesson, a real revolution with respect to the mere study and analysis of cases.

Professionals will learn through real cases and by resolving complex situations in simulated learning environments. These simulations are developed using state-of-the-art software to facilitate immersive learning.



At the forefront of world teaching, the Relearning method has managed to improve the overall satisfaction levels of professionals who complete their studies, with respect to the quality indicators of the best online university (Columbia University).

With this methodology, more than 250.000 physicians have been trained with unprecedented success in all clinical specialties regardless of surgical load. Our pedagogical methodology is developed in a highly competitive environment, with a university student body with a strong socioeconomic profile and an average age of 43.5 years old.

Relearning will allow you to learn with less effort and better performance, involving you more in your specialization, developing a critical mindset, defending arguments, and contrasting opinions: a direct equation to success.

In our program, learning is not a linear process, but rather a spiral (learn, unlearn, forget, and re-learn). Therefore, we combine each of these elements concentrically.

The overall score obtained by TECH's learning system is 8.01, according to the highest international standards.



This program offers the best educational material, prepared with professionals in mind:



Study Material

All teaching material is produced by the specialists who teach the course, specifically for the course, so that the teaching content is highly specific and precise.

These contents are then applied to the audiovisual format, to create the TECH online working method. All this, with the latest techniques that offer high quality pieces in each and every one of the materials that are made available to the student.



Surgical Techniques and Procedures on Video

TECH introduces students to the latest techniques, the latest educational advances and to the forefront of current medical techniques. All of this in direct contact with students and explained in detail so as to aid their assimilation and understanding. And best of all, you can watch the videos as many times as you like.



Interactive Summaries

The TECH team presents the contents attractively and dynamically in multimedia lessons that include audio, videos, images, diagrams, and concept maps in order to reinforce knowledge.

This exclusive multimedia content presentation training Exclusive system was awarded by Microsoft as a "European Success Story".



Additional Reading

Recent articles, consensus documents and international guidelines, among others. In TECH's virtual library, students will have access to everything they need to complete their course.





Expert-Led Case Studies and Case Analysis

Effective learning ought to be contextual. Therefore, TECH presents real cases in which the expert will guide students, focusing on and solving the different situations: a clear and direct way to achieve the highest degree of understanding.



Testing & Retesting

We periodically evaluate and re-evaluate students' knowledge throughout the program, through assessment and self-assessment activities and exercises: so that they can see how they are achieving your goals.



Classes

There is scientific evidence on the usefulness of learning by observing experts: The system termed Learning from an Expert strengthens knowledge and recall capacity, and generates confidence in the face of difficult decisions in the future.



Quick Action Guides

TECH offers the most relevant contents of the course in the form of worksheets or quick action guides. A synthetic, practical, and effective way to help students progress in their learning.



06 Certificate

The Postgraduate Certificate in Echoendoscopically Guided Treatment Options in Pancreatic Cancer, in addition to the most rigorous and up-to-date training, access to a Postgraduate Certificate issued by TECH Technological University.





“

*Successfully complete this training program
and receive your certificate without travel or
laborious paperwork”*

This **Postgraduate Certificate in Echoendoscopically Guided Treatment Options in Pancreatic Cancer** contains the most complete and up-to-date scientific program on the market.

After the student has passed the assessments, they will receive their corresponding Postgraduate Certificate issued by **TECH Technological University** via tracked delivery*.

The certificate issued by **TECH Technological University** will reflect the qualification obtained through the Postgraduate Certificate, and meets the requirements commonly demanded by labor exchanges, competitive examinations, and professional career evaluation committees.

Title: **Postgraduate Certificate in Echoendoscopically Guided Treatment Options in Pancreatic Cancer**

Official N° of Hours: **150 hours**.



*Apostille Convention. In the event that the student wishes to have their paper certificate issued with an apostille, TECH EDUCATION will make the necessary arrangements to obtain it, at an additional cost.

health future
confidence people
education information tutors
guarantee accreditation teaching
institutions technology learning
community commitment
personalized service innovation
knowledge present
online training
development language
virtual classroom



Postgraduate Certificate
Echoendoscopically Guided
Treatment Options
in Pancreatic Cancer

- » Modality: online
- » Duration: 6 weeks
- » Certificate: TECH Technological University
- » Dedication: 16h/week
- » Schedule: at your own pace
- » Exams: online

Postgraduate Certificate

Echoendoscopically Guided Treatment Options in Pancreatic Cancer

