

Postgraduate Certificate Digestive Oncologic Surgery



Postgraduate Certificate Digestive Oncologic Surgery

- » Modality: online
- » Duration: 6 weeks
- » Certificate: TECH Global University
- » Credits: 6 ECTS
- » Schedule: at your own pace
- » Exams: online

Website: www.techtitute.com/us/medicine/postgraduate-certificate/digestive-oncologic-surgery

Index

01

Introduction

p. 4

02

Objectives

p. 8

03

Course Management

p. 12

04

Structure and Content

p. 16

05

Methodology

p. 20

06

Certificate

p. 28

01

Introduction

Digestive Oncologic Surgery is a medical specialty of great relevance nowadays, due to the increase in the incidence of cancer of the digestive system organs. Therefore, this 100% online TECH program in Digestive Oncologic Surgery is an excellent option for physicians seeking to expand their knowledge and skills in this area. The syllabus addresses fundamental topics such as the surgical anatomy of the abdomen, nutrition, anesthesia, post-surgical resuscitation and the interaction between systemic treatments and surgery, among others. The 100% online methodology and the team of highly qualified teachers ensure a solid and updated training. Thus, participants will acquire the necessary knowledge to carry out an adequate evaluation and treatment of patients with cancer of the digestive system organs, improve their quality of life and offer them a better prognosis.





“

Update your knowledge in today's most relevant medical specialty: Digestive Oncologic Surgery, 100% online and with the quality you desire”

Digestive Oncologic Surgery has evolved significantly in recent decades thanks to advances in technology, a better understanding of the molecular mechanisms of cancer, and the implementation of innovative and less invasive surgical techniques. These advances have made it possible to improve surgical outcomes and increase the quality of life of patients with cancer of the digestive tract organs.

That is why it is essential for health professionals working in this specialty to keep updated on the latest trends and practices in Digestive Oncologic Surgery. TECH's 100% online Postgraduate Certificate in Oncologic Digestive Surgery is an excellent option to achieve this. This program addresses essential topics such as the surgical anatomy of the abdomen, nutrition, anesthesia, post-surgical resuscitation and the interaction between systemic treatments and surgery, among others.

Another important aspect is the implementation of prehabilitation, which consists of preparing the patient before surgery to reduce the risk of postoperative complications. This includes measures such as nutritional optimization, evaluation and management of pre-existing diseases and psychological preparation of the patient.

Finally, the interaction between systemic treatments and surgery is essential to ensure treatment success and minimize complications. The Postgraduate Certificate in Digestive Oncologic Surgery includes a section dedicated to this topic, where the mechanisms of action of systemic treatments and their interaction with surgery are addressed.

For all these reasons, the program will be key for those working in this area to keep updated on the latest trends and practices in surgery. Its 100% online methodology of TECH in Digestive Oncologic Surgery is an excellent option to achieve this and acquire the skills and knowledge necessary to provide quality care to patients with cancer.

This **Postgraduate Certificate in Digestive Oncologic Surgery** contains the most complete and up-to-date scientific program on the market. The most important features include:

- The development of practical cases presented by experts in Digestive Oncologic Surgery
- The graphic, schematic and eminently practical contents of the book provide scientific and practical information on those disciplines that are essential for professional practice
- Practical exercises where the self-assessment process can be carried out to improve learning
- Its special emphasis on innovative methodologies
- Theoretical lessons, questions to the expert, debate forums on controversial topics, and individual reflection assignments
- Content that is accessible from any fixed or portable device with an Internet connection



Discover the latest advances in abdominal surgical anatomy, nutrition, anesthesia, post-surgical resuscitation, and more"

“*Improve your skills to perform proper evaluation and treatment of patients with Digestive Tract Organ Cancer*”

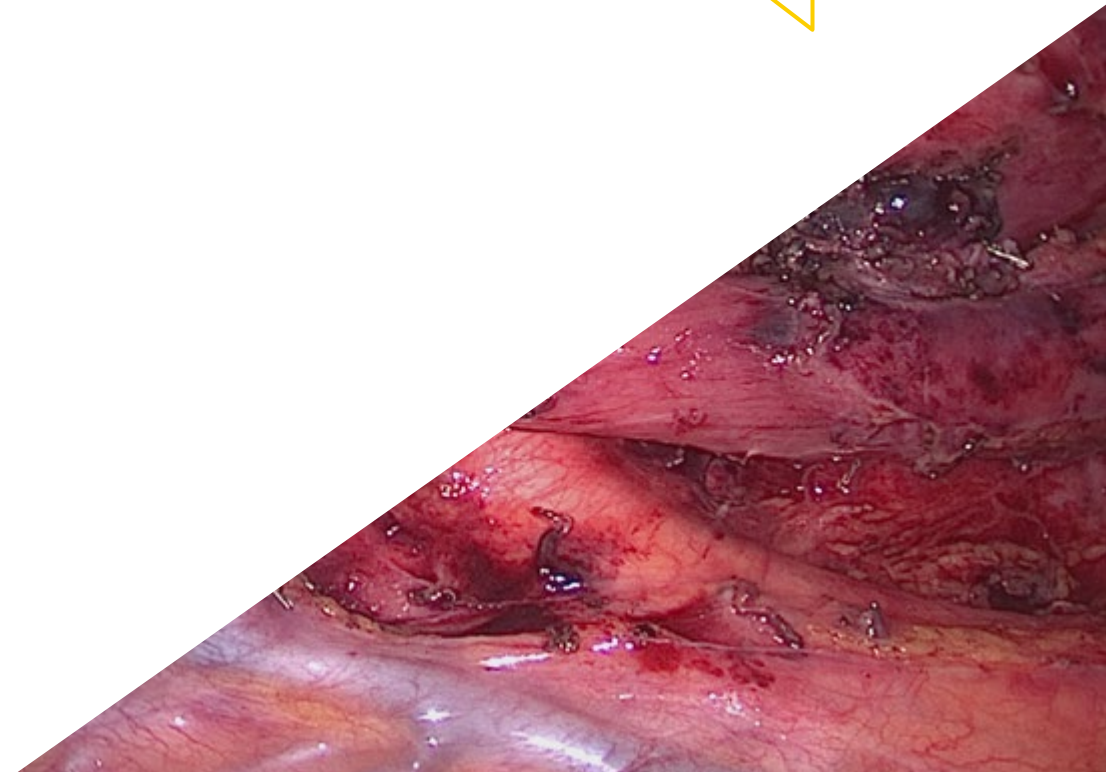
Become a specialist in Digestive Oncologic Surgery, thanks to a complete and up-to-date syllabus.

Take advantage of TECH's cutting-edge technology to enhance your learning experience and put into practice what you have learned.

The program's teaching staff includes professionals from the sector who bring to this training the experience of their work, as well as recognized specialists from prestigious reference societies and universities.

Its multimedia content, developed with the latest educational technology, will provide the professionals with situated and contextual learning, i.e., a simulated environment that will provide an immersive education programmed to learn in real situations.

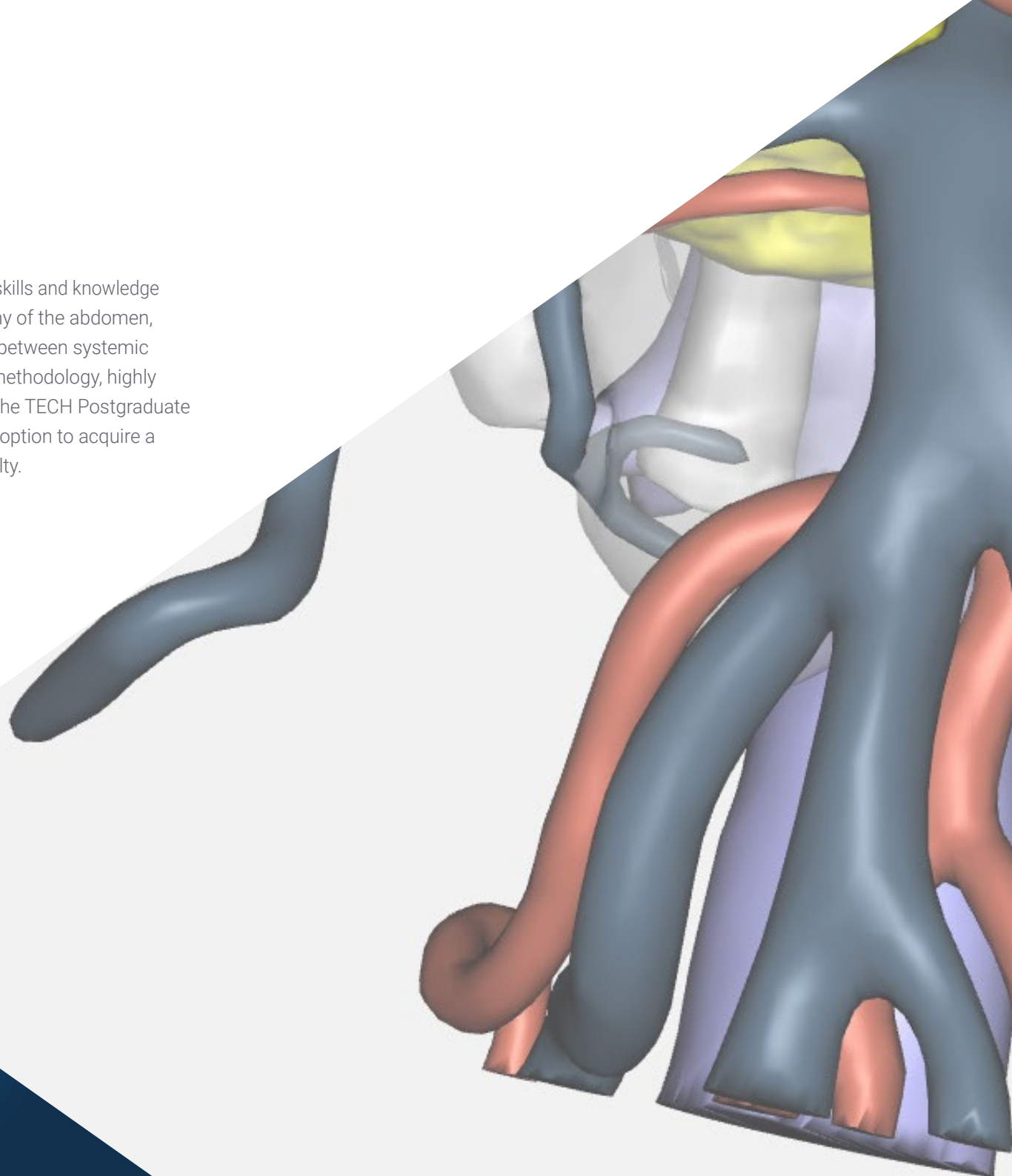
The design of this program focuses on Problem-Based Learning, by means of which the professionals must try to solve the different professional practice situations that are presented throughout the academic course. For this purpose students will be assisted by an innovative interactive video system developed by renowned experts.



02

Objectives

This 100% online TECH Postgraduate Certificate seeks to improve the skills and knowledge of health professionals in essential aspects such as surgical anatomy of the abdomen, nutrition, anesthesia, post-surgical resuscitation and the interaction between systemic treatments and surgery, among others. Its 100% online design and methodology, highly qualified teachers and a cutting-edge technological platform, make the TECH Postgraduate Certificate in Digestive Oncologic Surgery an accessible and flexible option to acquire a solid and updated training in this constantly evolving medical specialty.



“

You will learn the best practices to minimize surgical complications in patients with systemic oncological treatment”

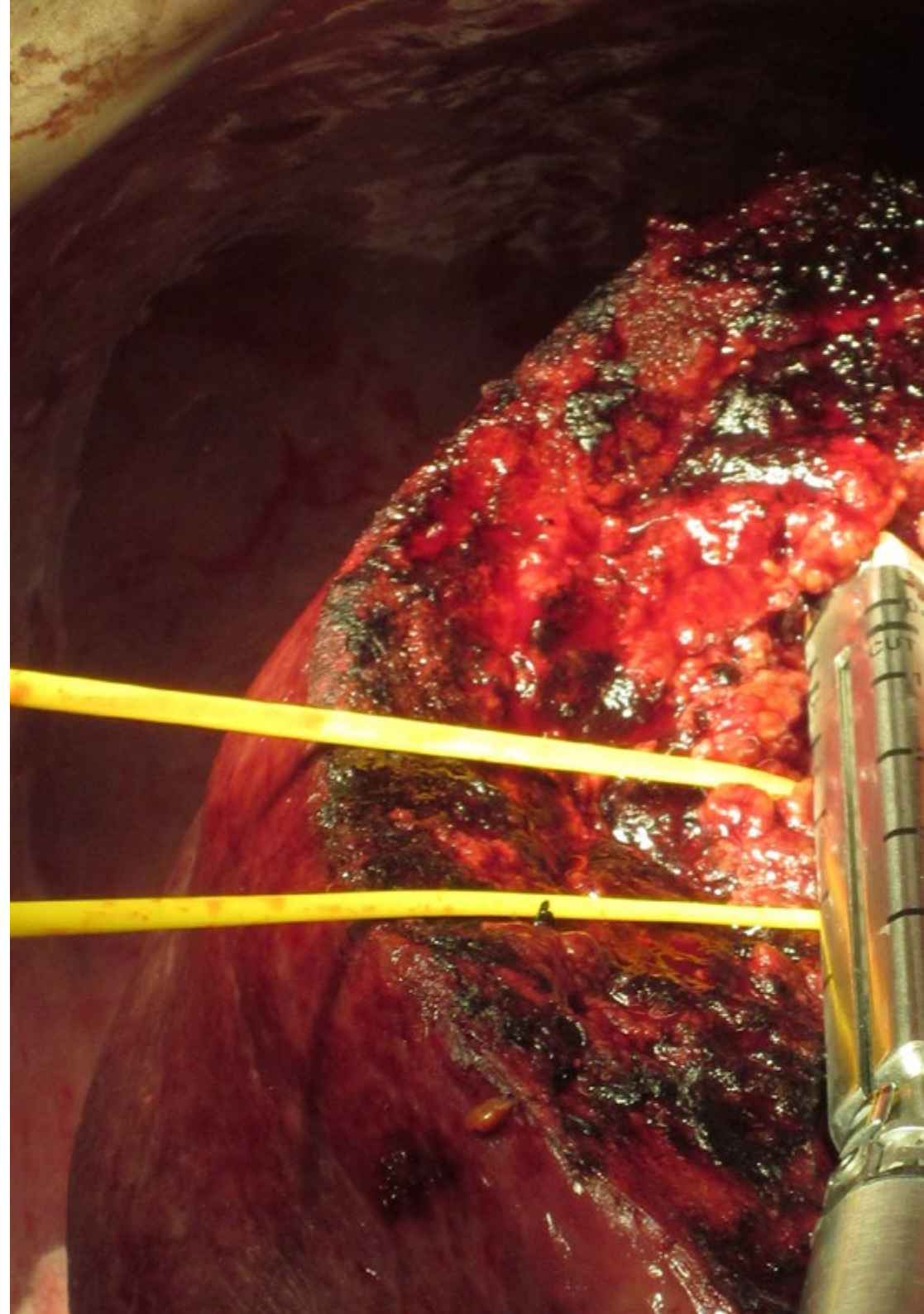


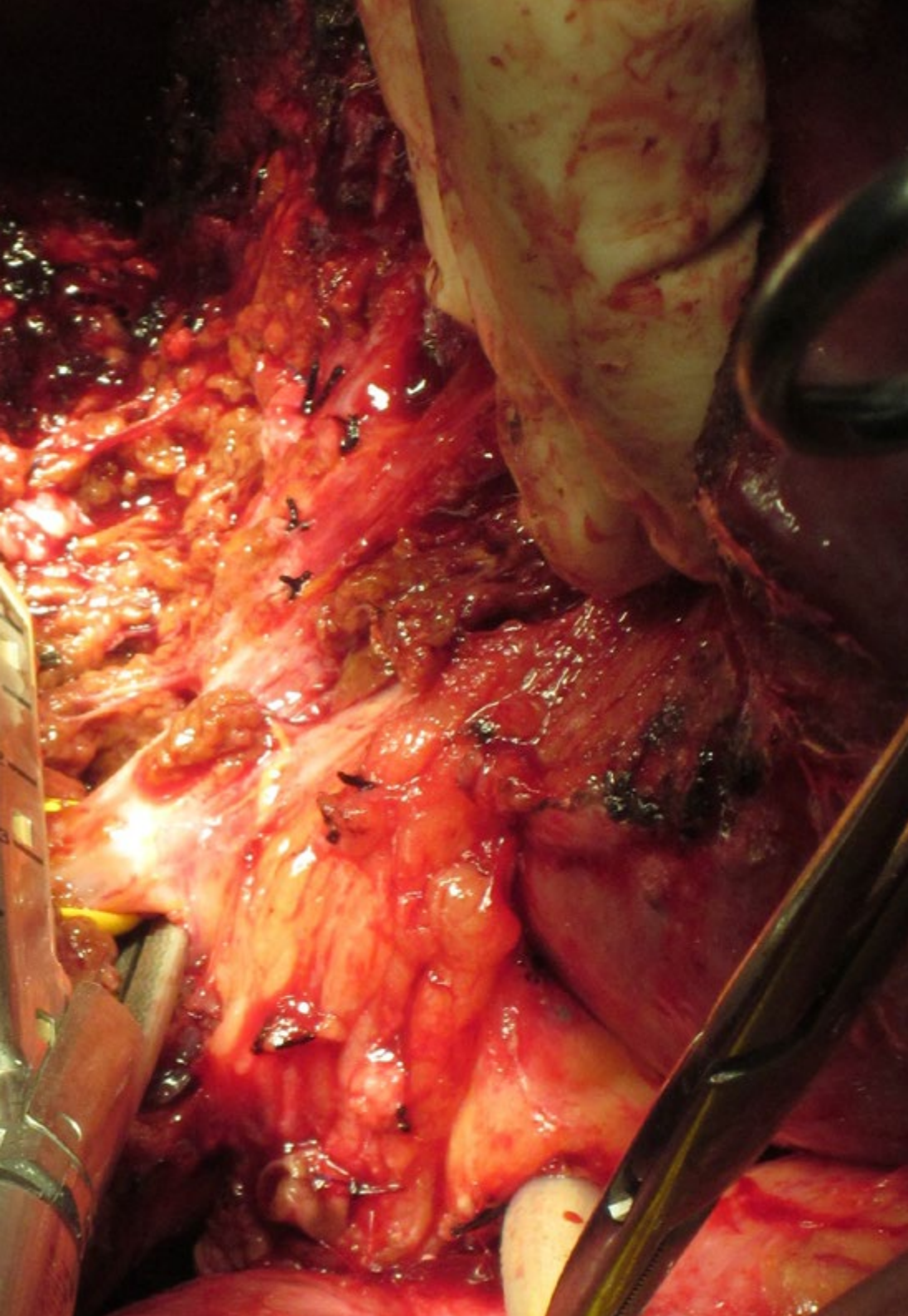
General Objectives

- ♦ Delve the specific knowledge on the management of patients with tumors affecting the digestive system
- ♦ Discern the surgical techniques to be used and the new technologies currently available for their diagnosis and treatment
- ♦ Learn where modern surgery is heading and which are the ways of its development
- ♦ Study the fundamentals of research in oncological surgery
- ♦ Understand the way to develop research projects, how to do it and where to get help
- ♦ Develop skills and technical knowledge with which to face any situation presented by a patient in an oncological surgery unit of the digestive system



Acquire a solid and up-to-date update in one of the areas of medicine with the greatest current labor demand and growth





Specific Objectives

- ♦ Understand in detail the anatomy of the abdomen and the organs of the digestive system, focusing on those structures of special interest to the surgeon, which must be known to apply the corresponding surgical techniques in each organ
- ♦ Understand the fundamental aspects of the nutrition of an oncologic and surgical patient, his nutritional needs and ways to improve it to face surgery
- ♦ Analyze the peculiarities of anesthesia in the oncologic patient undergoing abdominal surgery, participation of anesthesia in multimodal therapy, monitoring, influence of anesthesia with the recovery of patients
- ♦ Acquire the ability to recognize the parameters that indicate the postoperative evolution of patients, detect possible complications early and obtain knowledge for immediate postoperative management
- ♦ Learn which are the palliative surgical techniques in Digestive Oncology and to recognize which are the factors that must be taken into account when making a decision about palliative treatment
- ♦ Understand which surgical techniques should be used in the context of urgent surgery, and depending on the patient's situation and tumor
- ♦ Learn the molecular basis of Digestive Oncology
- ♦ Study the interference of oncological drugs with the processes of healing or coagulation and how they affect the results of surgery
- ♦ Delve into the participation of radiotherapy in the treatment of digestive tumors
- ♦ Understand the different ways of application of radiotherapy
- ♦ Analyze the side effects of radiotherapy on tissues and how this can affect surgery and its planning

03

Course Management

The teaching staff of the 100% online TECH Postgraduate Certificate in Digestive Oncologic Surgery is formed by highly trained and experienced professionals in this area of medicine. The teaching staff has extensive experience in the practice of Digestive Oncologic Surgery, which allows them to provide an updated teaching based on scientific evidence. Tutors are committed to students' academic success and continuous learning, which is reflected in the quality of teaching and excellence in course content.





“

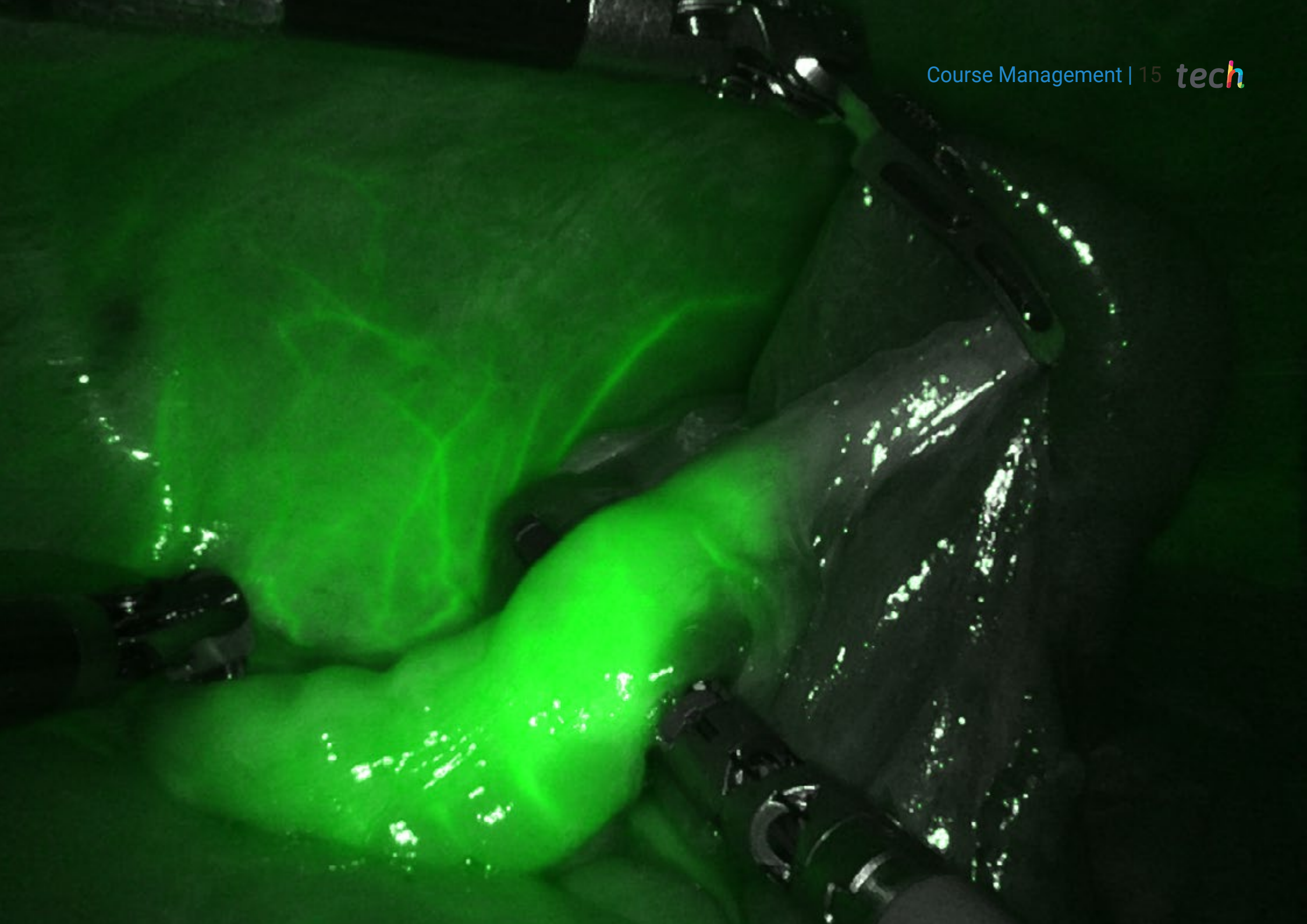
Learn from a team of highly qualified and experienced teachers in the field of Digestive Oncologic Surgery”

Management



Dr. Alonso Casado, Oscar

- ◆ Chief of Hepatobiliopancreatic Surgery at MD Anderson Cancer Center Madrid Hospital
- ◆ Specialist in the General and Digestive Oncology Surgery Service at MD Anderson Cancer Center Madrid, collaborating in the Thoracic Surgery Unit and Plastic Surgery Unit
- ◆ Assistant Surgeon at Quirónsalud Sur and El Escorial Hospitals
- ◆ Clinical Tutor in Practical Teaching at UFV and MD Anderson Cancer Center Madrid
- ◆ Degree in Surgery and Medicine from the UCM
- ◆ Certified in Console Surgery of the Da Vinci Xi Robotic System



04

Structure and Content

The study methodology of TECH's 100% online Postgraduate Certificate in Digestive Oncologic Surgery focuses on offering a flexible and accessible education for health professionals. The structure of the program is designed in a modular way, which allows a personalized organization of the study time according to the student's needs. In addition, TECH's state-of-the-art technology platform and quality teaching materials ensure a high-level learning experience. The teaching staff is available to provide assistance and answer any questions, which guarantees a quality certification.



“

This program will make it easier for you to learn new techniques thanks to its state-of-the-art study method based on Relearning”

Module 1. Mesenchymal Tumors Small intestine tumors

- 1.1. Soft tissue sarcomas and retroperitoneal sarcomas
 - 1.1.1. Epidemiology
 - 1.1.2. Diagnosis and Classification
 - 1.1.3. Role of Biopsy
- 1.2. Principles of diagnostic imaging of mesenchymal tumors
 - 1.2.1. Diagnosis
 - 1.2.2. Evaluation of response to treatment
 - 1.2.3. Monitoring
- 1.3. Surgical treatment of gastrointestinal stromal tumors (GIST)
 - 1.3.1. Radical surgery
 - 1.3.2. Minimally Invasive Surgery
 - 1.3.3. Recurrence surgery
 - 1.3.4. Metastasis surgery
- 1.4. GIST II
 - 1.4.1. Systemic Treatment
 - 1.4.2. Prognosis
 - 1.4.3. Differences according to genotype
- 1.5. Retroperitoneal sarcomas
 - 1.5.1. Principles of systemic treatment
 - 1.5.2. Radiotherapy Treatment
 - 1.5.3. Relapse Treatment
- 1.6. Surgical Treatment of Retroperitoneal Sarcomas
 - 1.6.1. Concepts of Compartment Surgery
 - 1.6.2. Surgery of the Right Retroperitoneum
 - 1.6.3. Surgery of the Left Retroperitoneum
- 1.7. Soft Tissue Sarcomas of the Extremities and Thoracic Wall
 - 1.7.1. Definition and Peculiarities
 - 1.7.2. Multidisciplinary Treatment
 - 1.7.3. Surgical treatment





- 1.8. Small Intestine and Mesenteric Tumors. Neuroendocrine Tumors of the Gastrointestinal Tract
 - 1.8.1. Epidemiology, Diagnosis, Classification and Treatment of Small Intestine Tumors
 - 1.8.2. Epidemiology, Diagnosis and Classification of Neuroendocrine Tumors of the Small Intestine
 - 1.8.3. Treatment of Neuroendocrine Tumors of the Small Intestine
- 1.9. Desmoid Fibromatosis
 - 1.9.1. Role of Molecular Biology
 - 1.9.2. Treatment with Radiotherapy
 - 1.9.3. Treatment with Chemotherapy
 - 1.9.4. Management Watch and Wait
- 1.10. Surgery for Metastatic Disease in Mesenchymal Tumors
 - 1.10.1. Indications
 - 1.10.2. Surgical Techniques and Non-Surgical Alternatives
 - 1.10.3. Results



Enhance your career and expand your job opportunities with a quality and prestigious Postgraduate Certificate in Digestive Oncology Surgery from TECH

05 Methodology

This academic program offers students a different way of learning. Our methodology uses a cyclical learning approach: **Relearning**.

This teaching system is used, for example, in the most prestigious medical schools in the world, and major publications such as the **New England Journal of Medicine** have considered it to be one of the most effective.



“

Discover Relearning, a system that abandons conventional linear learning, to take you through cyclical teaching systems: a way of learning that has proven to be extremely effective, especially in subjects that require memorization"

At TECH we use the Case Method

What should a professional do in a given situation? Throughout the program, students will face multiple simulated clinical cases, based on real patients, in which they will have to do research, establish hypotheses, and ultimately resolve the situation. There is an abundance of scientific evidence on the effectiveness of the method. Specialists learn better, faster, and more sustainably over time.

With TECH you will experience a way of learning that is shaking the foundations of traditional universities around the world.



According to Dr. Gérvas, the clinical case is the annotated presentation of a patient, or group of patients, which becomes a "case", an example or model that illustrates some peculiar clinical component, either because of its teaching power or because of its uniqueness or rarity. It is essential that the case is based on current professional life, trying to recreate the real conditions in the physician's professional practice.

“

Did you know that this method was developed in 1912, at Harvard, for law students? The case method consisted of presenting students with real-life, complex situations for them to make decisions and justify their decisions on how to solve them. In 1924, Harvard adopted it as a standard teaching method”

The effectiveness of the method is justified by four fundamental achievements:

1. Students who follow this method not only achieve the assimilation of concepts, but also a development of their mental capacity, through exercises that evaluate real situations and the application of knowledge.
2. Learning is solidly translated into practical skills that allow the student to better integrate into the real world.
3. Ideas and concepts are understood more efficiently, given that the example situations are based on real-life.
4. Students like to feel that the effort they put into their studies is worthwhile. This then translates into a greater interest in learning and more time dedicated to working on the course.



Relearning Methodology

At TECH we enhance the case method with the best 100% online teaching methodology available: Relearning.

This university is the first in the world to combine the study of clinical cases with a 100% online learning system based on repetition, combining a minimum of 8 different elements in each lesson, a real revolution with respect to the mere study and analysis of cases.

Professionals will learn through real cases and by resolving complex situations in simulated learning environments. These simulations are developed using state-of-the-art software to facilitate immersive learning.



At the forefront of world teaching, the Relearning method has managed to improve the overall satisfaction levels of professionals who complete their studies, with respect to the quality indicators of the best online university (Columbia University).

With this methodology, more than 250,000 physicians have been trained with unprecedented success in all clinical specialties regardless of surgical load. Our pedagogical methodology is developed in a highly competitive environment, with a university student body with a strong socioeconomic profile and an average age of 43.5 years old.

Relearning will allow you to learn with less effort and better performance, involving you more in your specialization, developing a critical mindset, defending arguments, and contrasting opinions: a direct equation to success.

In our program, learning is not a linear process, but rather a spiral (learn, unlearn, forget, and re-learn). Therefore, we combine each of these elements concentrically.

The overall score obtained by TECH's learning system is 8.01, according to the highest international standards.



This program offers the best educational material, prepared with professionals in mind:



Study Material

All teaching material is produced by the specialists who teach the course, specifically for the course, so that the teaching content is highly specific and precise.

These contents are then applied to the audiovisual format, to create the TECH online working method. All this, with the latest techniques that offer high quality pieces in each and every one of the materials that are made available to the student.



Surgical Techniques and Procedures on Video

TECH introduces students to the latest techniques, the latest educational advances and to the forefront of current medical techniques. All of this in direct contact with students and explained in detail so as to aid their assimilation and understanding. And best of all, you can watch the videos as many times as you like.



Interactive Summaries

The TECH team presents the contents attractively and dynamically in multimedia lessons that include audio, videos, images, diagrams, and concept maps in order to reinforce knowledge.

This exclusive educational system for presenting multimedia content was awarded by Microsoft as a "European Success Story".



Additional Reading

Recent articles, consensus documents and international guidelines, among others. In TECH's virtual library, students will have access to everything they need to complete their course.





Expert-Led Case Studies and Case Analysis

Effective learning ought to be contextual. Therefore, TECH presents real cases in which the expert will guide students, focusing on and solving the different situations: a clear and direct way to achieve the highest degree of understanding.



Testing & Retesting

We periodically evaluate and re-evaluate students' knowledge throughout the program, through assessment and self-assessment activities and exercises, so that they can see how they are achieving their goals.



Classes

There is scientific evidence on the usefulness of learning by observing experts. The system known as Learning from an Expert strengthens knowledge and memory, and generates confidence in future difficult decisions.



Quick Action Guides

TECH offers the most relevant contents of the course in the form of worksheets or quick action guides. A synthetic, practical, and effective way to help students progress in their learning.



06 Certificate

The Postgraduate Certificate in Digestive Oncologic Surgery guarantees students, in addition to the most rigorous and up-to-date education, access to a Postgraduate Certificate issued by TECH Global University.





“

Successfully complete this program and receive your university qualification without having to travel or fill out laborious paperwork”

This program will allow you to obtain your **Postgraduate Certificate in Digestive Oncologic Surgery** endorsed by **TECH Global University**, the world's largest online university.

TECH Global University is an official European University publicly recognized by the Government of Andorra (*official bulletin*). Andorra is part of the European Higher Education Area (EHEA) since 2003. The EHEA is an initiative promoted by the European Union that aims to organize the international training framework and harmonize the higher education systems of the member countries of this space. The project promotes common values, the implementation of collaborative tools and strengthening its quality assurance mechanisms to enhance collaboration and mobility among students, researchers and academics.

This **TECH Global University** title is a European program of continuing education and professional updating that guarantees the acquisition of competencies in its area of knowledge, providing a high curricular value to the student who completes the program.

Title: **Postgraduate Certificate in Digestive Oncologic Surgery**

Modality: **online**

Duration: **6 weeks**

Accreditation: **6 ECTS**



*Apostille Convention. In the event that the student wishes to have their paper diploma issued with an apostille, TECH Global University will make the necessary arrangements to obtain it, at an additional cost.



Postgraduate Certificate Digestive Oncologic Surgery

- » Modality: online
- » Duration: 6 weeks
- » Certificate: TECH Global University
- » Credits: 6 ECTS
- » Schedule: at your own pace
- » Exams: online

Postgraduate Certificate

Digestive Oncologic Surgery

