

# Postgraduate Certificate

## Diagnosis and Prevention of Preterm Labor in Fetal Medicine



## Postgraduate Certificate Diagnosis and Prevention of Preterm Labor in Fetal Medicine

- » Modality: online
- » Duration: 6 weeks
- » Certificate: TECH Global University
- » Credits: 6 ECTS
- » Schedule: at your own pace
- » Exams: online

Website: [www.techtute.com/us/medicine/postgraduate-certificate/diagnosis-prevention-preterm-labor-fetal-medicine](http://www.techtute.com/us/medicine/postgraduate-certificate/diagnosis-prevention-preterm-labor-fetal-medicine)

# Index

01

Introduction

---

*p. 4*

02

Objectives

---

*p. 8*

03

Course Management

---

*p. 12*

04

Structure and Content

---

*p. 16*

05

Methodology

---

*p. 20*

06

Certificate

---

*p. 28*

# 01

# Introduction

Fetal Medicine faces great challenges in the diagnosis and prevention of preterm labor, a complication that can have serious consequences for the newborn. Therefore, this program is essential for medical professionals and specialists who wish to update their knowledge, offering a comprehensive approach to the subject, including types of prematurity, cervical length assessment, early screening or the administration of corticosteroids and neuroprophylaxis. All this, in a 100% online format and with the support of a teaching staff of great prestige in this clinical area.



“

*Explore the latest advances in the prevention and treatment of preterm labor through a comprehensive curriculum designed by experts in Fetal Medicine"*

Fetal Medicine is a specialty that has experienced significant advances in recent years in the diagnosis and prevention of preterm labor. This circumstance represents a major challenge for medical professionals due to its high incidence and the risks associated with preterm birth, being the leading cause of perinatal mortality in many countries.

In view of this scenario, it is essential that physicians working in this area are updated on the latest techniques for the diagnosis and prevention of this type of complications. In this sense, this Certificate in Diagnosis and Prevention of Preterm Labor is of great interest to medical professionals and specialists who wish to update their knowledge in this field.

Therefore, this program comprehensively addresses the main aspects related to the diagnosis and prevention of preterm labor, from the epidemiology and impact of the pathology, through the different types of prematurity, to the medical, mechanical and surgical treatments available for the prevention of preterm labor. It also addresses specific topics such as cervical length assessment, early screening, threatened preterm labor, corticosteroid administration for fetal lung maturation, and neuroprophylaxis.

It is worth noting that its format is 100% online, which offers a series of advantages to students, such as flexible hours to study from anywhere and the possibility of accessing course materials and resources at any time.

This **Postgraduate Certificate in Diagnosis and Prevention of the Preterm Labor in Fetal Medicine** contains the most complete and up-to-date scientific program on the market.

The most important features include:

- ♦ The development of case studies presented by experts in Fetal Medicine
- ♦ The graphic, schematic, and practical contents with which they are created, provide scientific and practical information on the disciplines that are essential for professional practice
- ♦ The practical exercises where the self-evaluation process can be carried out to improve learning
- ♦ Its special emphasis on innovative methodologies
- ♦ Theoretical lessons, questions to the expert, debate forums on controversial topics, and individual reflection assignments
- ♦ Content that is accessible from any fixed or portable device with an Internet connection



*Evaluate, according to the latest clinical postulates, on cervical length and to identify indications and early screening techniques for the early detection of preterm labor"*



*Expand your knowledge and update your clinical practice with instruction from a team of highly specialized and experienced teachers in the prevention and treatment of preterm labor"*

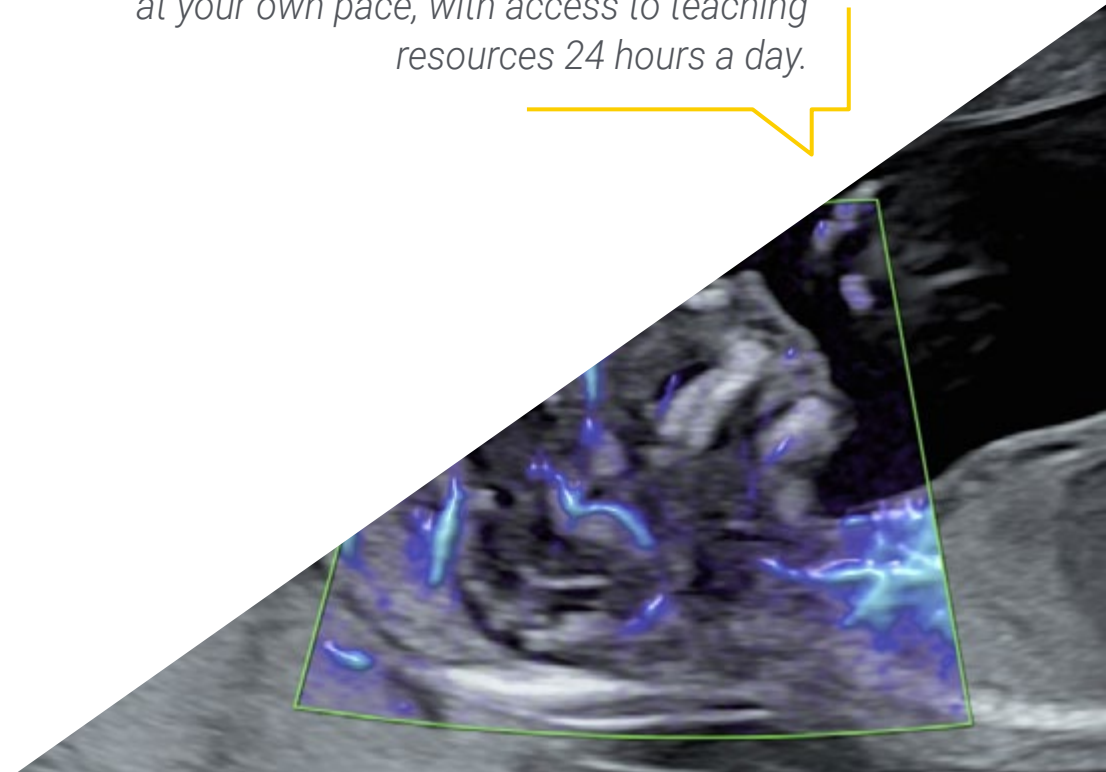
The program includes in its teaching staff professionals of the field who pour into this training the experience of their work, in addition to recognized specialists from reference societies and prestigious universities.

Its multimedia content, developed with the latest educational technology, will allow the professional a situated and contextual learning, that is, a simulated environment that will provide an immersive training programmed to train in real situations.

The design of this program focuses on Problem-Based Learning, in which the professional will have to try to solve the different professional practice situations that will arise throughout the academic course. For this purpose, the student will be assisted by an innovative interactive video system created by renowned experts.

*Update yourself with the most effective medical, mechanical and surgical treatments to prevent preterm labor.*

*This program is developed in a 100% online format that will allow you to study at your own pace, with access to teaching resources 24 hours a day.*





# 02 Objectives

The objectives of the Certificate in Diagnosis and Prevention of Preterm Labor in Fetal Medicine are to offer medical professionals and specialists an update in the diagnosis and prevention of preterm labor, a complication of great impact on neonatal health. The goals of the program also include providing students with practical tools and innovative techniques for medical practice in the face of this complex clinical circumstance.







“

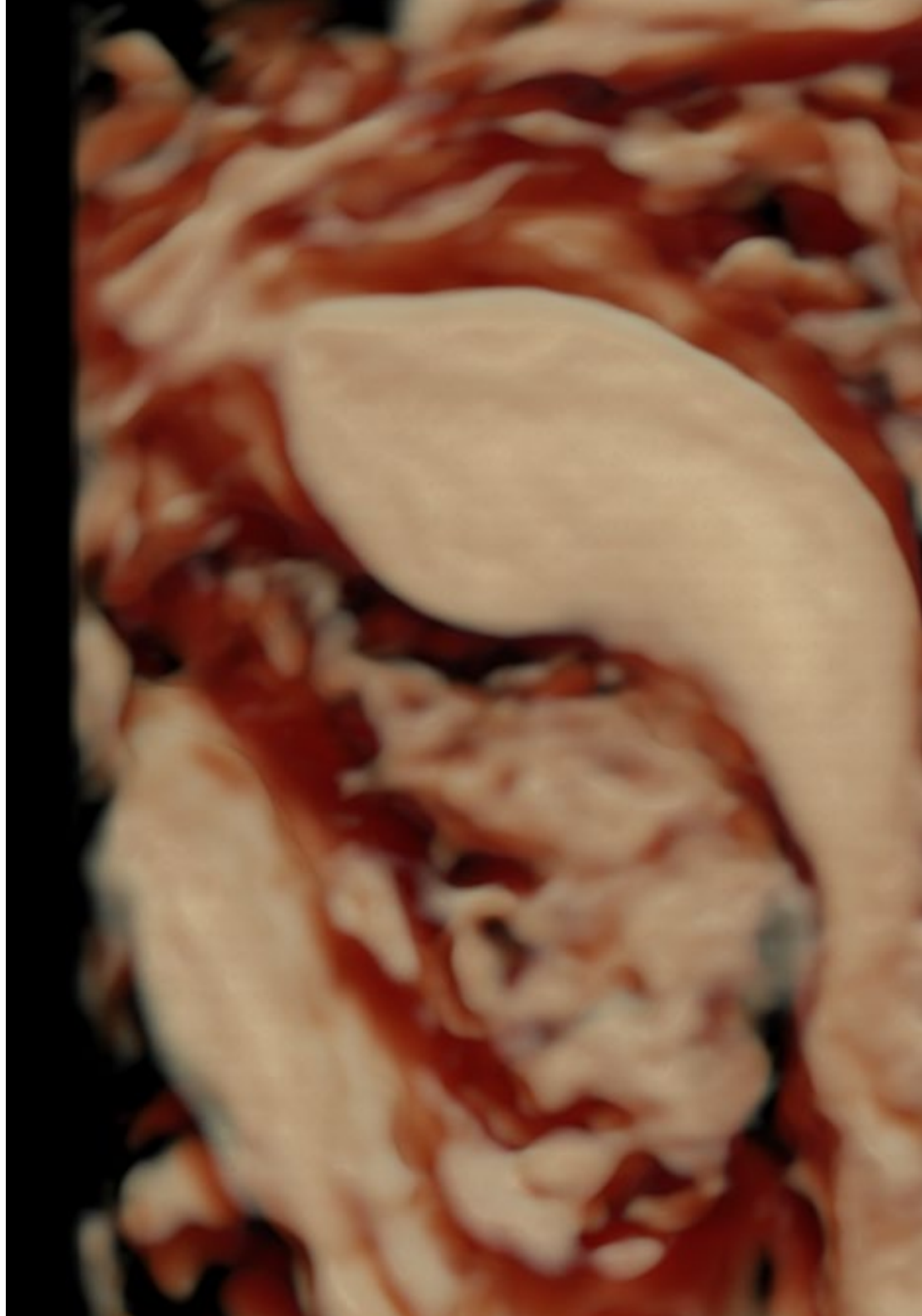
*Enroll and master the latest techniques in Neuroprophylaxis and its application in the prevention of long-term neurological disability in preterm infants”*



## General Objectives

---

- Provide a specific update that allows physicians to update their skills to exercise and lead the functions as specialists in the area of Fetal Medicine and Prenatal Diagnosis
- Update theoretical knowledge in the different fields of Fetal Medicine: basic and advanced obstetric ultrasound, prenatal diagnosis, maternal-fetal pathologies and placental pathologies
- Link the improvement of their medical practice with scientific research so that they can contribute to change and progress in their clinical environment through the application of the most innovative and effective guidelines and strategies in the field





## Specific Objectives

---

- ♦ Have a thorough and up-to-date understanding of the epidemiological impact and incidence of preterm labor today
- ♦ Understand new scientific developments related to the triggers of preterm labor
- ♦ Know how to identify and treat threatened preterm labor based on the latest clinical innovations
- ♦ Update the keys for the correct ultrasound evaluation of cervical length
- ♦ Acquire updated knowledge on the different preventive measures for preterm labor



*Take advantage of the flexibility of its online format to study at your own pace and adapt the Certificate to your needs and schedule"*

# 03

## Course Management

The teaching staff of the Certificate in Diagnosis and Prevention of Preterm Labor in Fetal Medicine is composed of a highly specialized team of medical professionals and experts in the field of Fetal Medicine. The teaching team is made up of renowned specialists from different academic institutions and hospital centers, with extensive experience in the prevention and treatment of preterm labor.





“

*Update your clinical practice in diagnosis and prevention of preterm labor with the most prestigious faculty in the area of Fetal Medicine”*

## Management



### Dr. Gallardo Arozena, Margarita

- ◆ Founder and Medical Director of Natum Center - Ultrasound and Fetal Medicine
- ◆ Doctor in Health Sciences, University of La Laguna
- ◆ Master's Degree in Refresher for Gynecologists and Obstetricians from the University of Barcelona
- ◆ Master's Degree in Healthcare Management in Gynecology and Obstetrics from the Francisco de Vitoria University
- ◆ Diploma in Fetal Medicine and Surgery from the Fetal Medicine Foundation (King's College Hospital, London). Invasive techniques and intrauterine fetal therapy at San Cecilio Granada University Hospital
- ◆ Postgraduate Certificate Training in obstetric-gynecological ultrasound by the Spanish Society of Gynecology and Obstetrics (SEGO)
- ◆ Researcher and Author of scientific articles published in high-impact journals
- ◆ Member of the Prenatal Diagnosis Unit at the Human Reproduction Assistance Center of the Canary Islands (FIVAP)

## Professors

### Dr. De Ganzo Suárez, Tania del Carmen

- ◆ Specialised doctor of the Fetal Medicine Unit, Tenerife Hospiten Group
- ◆ Diploma in Fetal Medicine and Surgery from the Fetal Medicine Foundation (King's College Hospital, London). Invasive techniques and intrauterine fetal therapy at San Cecilio Granada University Hospital
- ◆ Postgraduate Certificate Training in obstetric-gynecological ultrasound by the Spanish Society of Gynecology and Obstetrics (SEGO)
- ◆ Researcher Author of scientific articles published in high-impact journals

### Dr. Molina García, Francisca Sonia

- ◆ Head of the Ultrasound Unit of the Gutenberg Center of Granada
- ◆ Director of several research lines of funded projects on preeclampsia, preterm delivery, fetal and maternal complications during pregnancy and fetal surgery
- ◆ Regular reviewer of articles in five international and national journals on Gynecology and Obstetrics
- ◆ Contributing editor of Fetal Diagnosis and Therapy
- ◆ European PhD in Medicine and Surgery from the University of Granada
- ◆ Subspecialization in Fetal Medicine and Surgery at the King's College University Hospital in London

### Dr. Gibbone, Elena

- ◆ Specialist at Ecography and Fetal Medicine Unit of Zuatzu clinic
- ◆ Researcher in several lines related to Preeclampsia, twin pregnancy and its complications and maternal pathology in pregnancy
- ◆ International Doctorate in Biomedical Research, University of the Basque Country
- ◆ Graduate in Medicine and Surgery
- ◆ Specialist in Gynecology and Obstetrics
- ◆ Subspecialization in Fetal Medicine and Surgery at the King's College University Hospital in London
- ◆ Subspecialization in Fetal Medicine and Surgery at the San Cecilio Clinical Hospital in Granada
- ◆ Author of over 10 scientific publications in international high-impact journals



# 04

## Structure and Content

The syllabus of the Certificate in Diagnosis and Prevention of Preterm Labor in Fetal Medicine offers an extensive and updated preparation in the prevention and management of preterm labor. It consists of 1 specific module that covers from the epidemiology and types of prematurity, to the threat of preterm labor and the administration of corticosteroids.

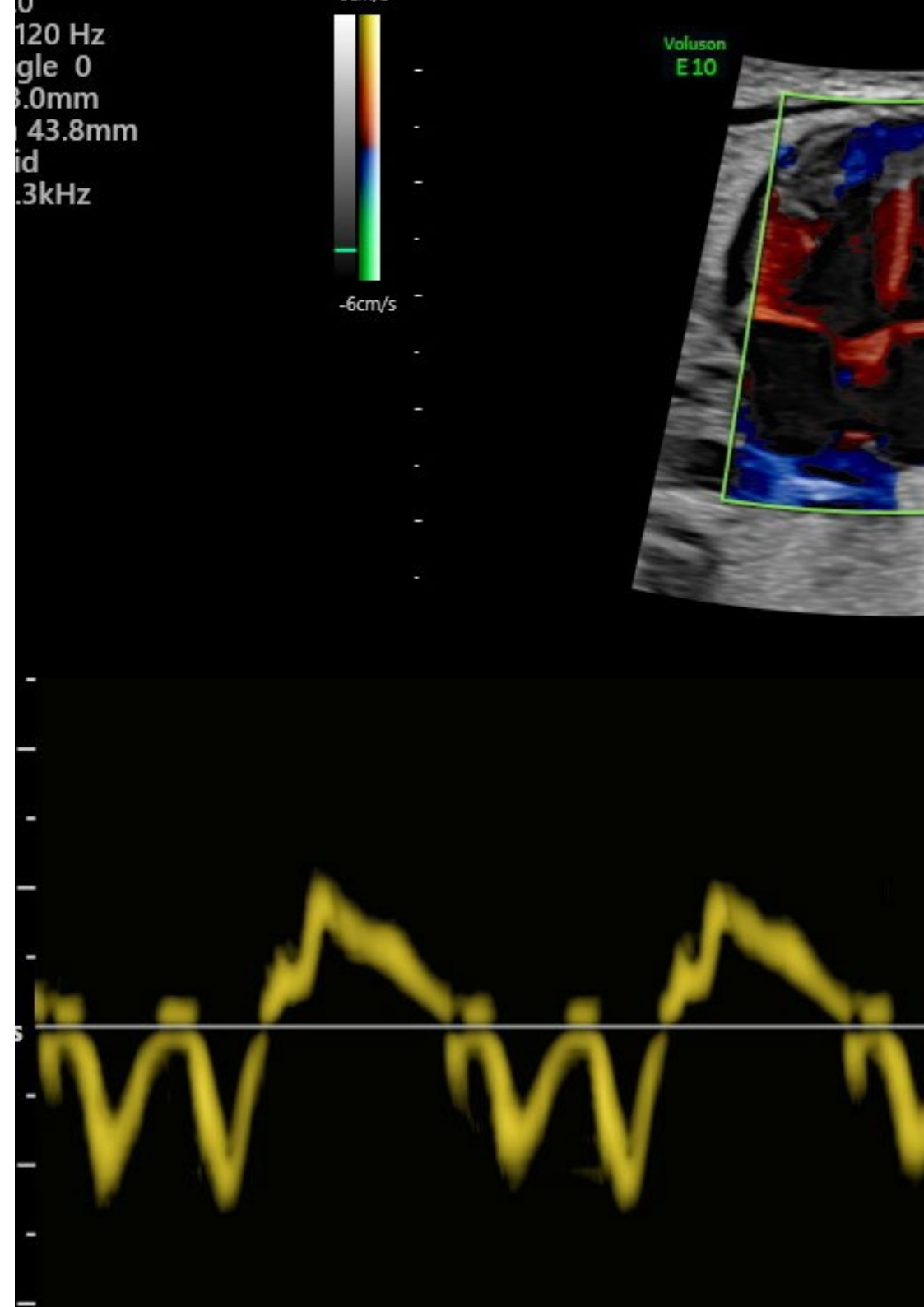


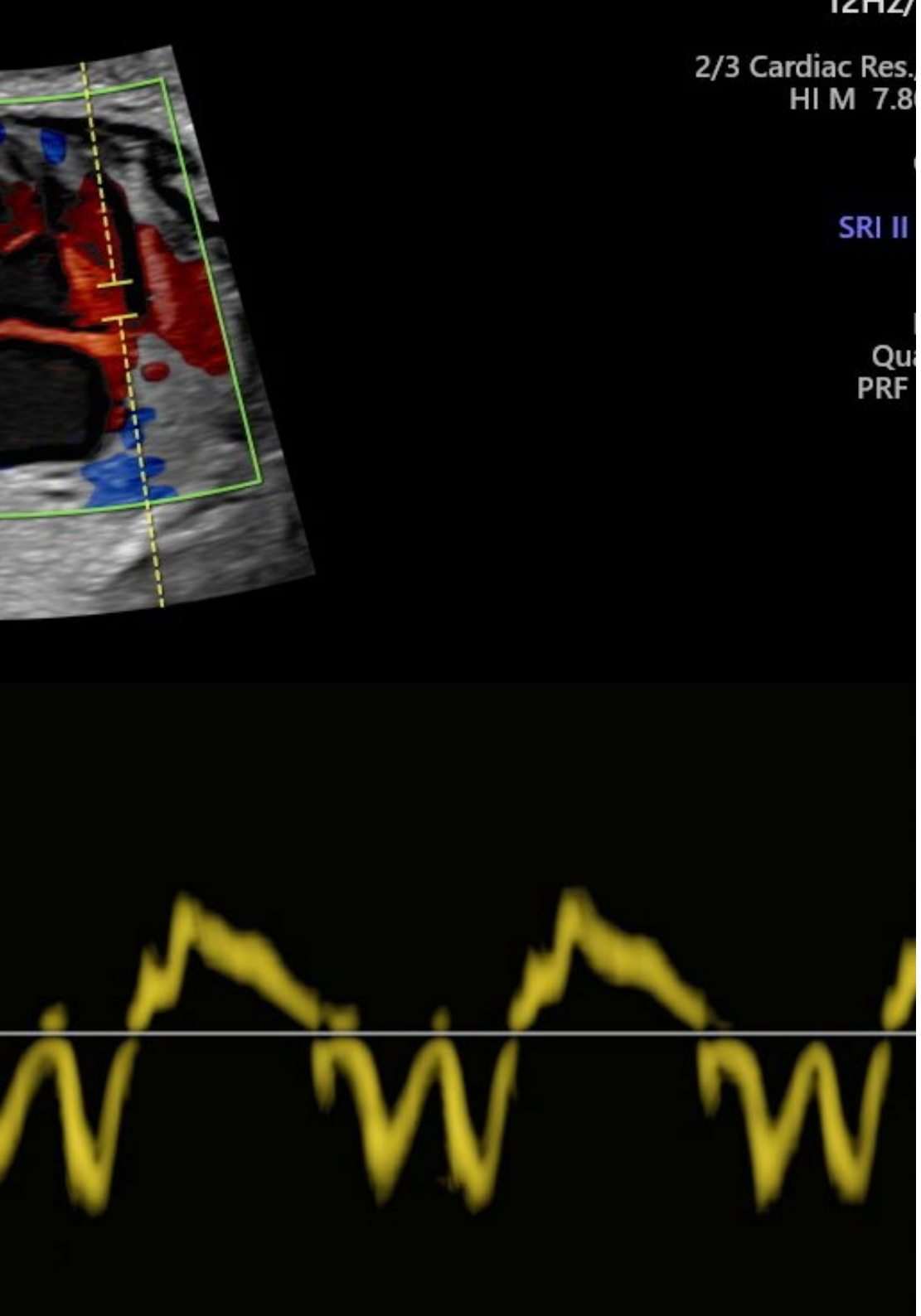
“

*Delve into the types of prematurity and its epidemiological and clinical impact, as well as the latest advances and challenges in the field of Fetal Medicine”*

## Module 1. Diagnosis and Prevention of the Premature Birth

- 1.1. Epidemiology and Impact Preterm Delivery
- 1.2. Types of Prematurity
  - 1.2.1. Spontaneous Pre-Term Birth
  - 1.2.2. Premature Rupture of Membranes
  - 1.2.3. Iatrogenic Prematurity
- 1.3. Cervical Length Evaluation
  - 1.3.1. Indications
  - 1.3.2. Abdominal Route vs. Transvaginal
  - 1.3.3. Technique
- 1.4. Early Screening
- 1.5. Medical Treatment for Preterm Labor Prevention: progesterone
- 1.6. Mechanical Treatment for Preterm Labor Prevention: pessary
- 1.7. Surgical Treatment for Preterm Labor Prevention: cerclage
- 1.8. Threat of Preterm Labor
  - 1.8.1. Etiology
  - 1.8.2. Diagnosis
  - 1.8.3. Treatment
- 1.9. Corticoids Therapy to Fetal Lung Maturation
  - 1.9.1. Indications
  - 1.9.2. Guidelines
  - 1.9.3. Booster
  - 1.9.4. Controversies
- 1.10. Neuroprophylaxis





“ You have at your disposal an advanced program with the most complete syllabus on the academic market in diagnosis and prevention of preterm labor. Take advantage of the opportunity and enroll”



05

# Methodology

This academic program offers students a different way of learning. Our methodology uses a cyclical learning approach: **Relearning**.

This teaching system is used, for example, in the most prestigious medical schools in the world, and major publications such as the **New England Journal of Medicine** have considered it to be one of the most effective.



“

*Discover Relearning, a system that abandons conventional linear learning, to take you through cyclical teaching systems: a way of learning that has proven to be extremely effective, especially in subjects that require memorization"*

## At TECH we use the Case Method

What should a professional do in a given situation? Throughout the program, students will face multiple simulated clinical cases, based on real patients, in which they will have to do research, establish hypotheses, and ultimately resolve the situation. There is an abundance of scientific evidence on the effectiveness of the method. Specialists learn better, faster, and more sustainably over time.

*With TECH you will experience a way of learning that is shaking the foundations of traditional universities around the world.*



According to Dr. Gérvas, the clinical case is the annotated presentation of a patient, or group of patients, which becomes a "case", an example or model that illustrates some peculiar clinical component, either because of its teaching power or because of its uniqueness or rarity. It is essential that the case is based on current professional life, trying to recreate the real conditions in the physician's professional practice.



“

*Did you know that this method was developed in 1912, at Harvard, for law students? The case method consisted of presenting students with real-life, complex situations for them to make decisions and justify their decisions on how to solve them. In 1924, Harvard adopted it as a standard teaching method”*

The effectiveness of the method is justified by four fundamental achievements:

1. Students who follow this method not only achieve the assimilation of concepts, but also a development of their mental capacity, through exercises that evaluate real situations and the application of knowledge.
2. Learning is solidly translated into practical skills that allow the student to better integrate into the real world.
3. Ideas and concepts are understood more efficiently, given that the example situations are based on real-life.
4. Students like to feel that the effort they put into their studies is worthwhile. This then translates into a greater interest in learning and more time dedicated to working on the course.



## Relearning Methodology

At TECH we enhance the case method with the best 100% online teaching methodology available: Relearning.

This university is the first in the world to combine the study of clinical cases with a 100% online learning system based on repetition, combining a minimum of 8 different elements in each lesson, a real revolution with respect to the mere study and analysis of cases.

*Professionals will learn through real cases and by resolving complex situations in simulated learning environments. These simulations are developed using state-of-the-art software to facilitate immersive learning.*



At the forefront of world teaching, the Relearning method has managed to improve the overall satisfaction levels of professionals who complete their studies, with respect to the quality indicators of the best online university (Columbia University).

With this methodology, more than 250,000 physicians have been trained with unprecedented success in all clinical specialties regardless of surgical load. Our pedagogical methodology is developed in a highly competitive environment, with a university student body with a strong socioeconomic profile and an average age of 43.5 years old.

*Relearning will allow you to learn with less effort and better performance, involving you more in your specialization, developing a critical mindset, defending arguments, and contrasting opinions: a direct equation to success.*

In our program, learning is not a linear process, but rather a spiral (learn, unlearn, forget, and re-learn). Therefore, we combine each of these elements concentrically.

The overall score obtained by TECH's learning system is 8.01, according to the highest international standards.





This program offers the best educational material, prepared with professionals in mind:



#### Study Material

All teaching material is produced by the specialists who teach the course, specifically for the course, so that the teaching content is highly specific and precise.

These contents are then applied to the audiovisual format, to create the TECH online working method. All this, with the latest techniques that offer high quality pieces in each and every one of the materials that are made available to the student.



#### Surgical Techniques and Procedures on Video

TECH introduces students to the latest techniques, the latest educational advances and to the forefront of current medical techniques. All of this in direct contact with students and explained in detail so as to aid their assimilation and understanding. And best of all, you can watch the videos as many times as you like.



#### Interactive Summaries

The TECH team presents the contents attractively and dynamically in multimedia lessons that include audio, videos, images, diagrams, and concept maps in order to reinforce knowledge.

This exclusive educational system for presenting multimedia content was awarded by Microsoft as a "European Success Story".



#### Additional Reading

Recent articles, consensus documents and international guidelines, among others. In TECH's virtual library, students will have access to everything they need to complete their course.





#### Expert-Led Case Studies and Case Analysis

Effective learning ought to be contextual. Therefore, TECH presents real cases in which the expert will guide students, focusing on and solving the different situations: a clear and direct way to achieve the highest degree of understanding.



#### Testing & Retesting

We periodically evaluate and re-evaluate students' knowledge throughout the program, through assessment and self-assessment activities and exercises, so that they can see how they are achieving their goals.



#### Classes

There is scientific evidence on the usefulness of learning by observing experts. The system known as Learning from an Expert strengthens knowledge and memory, and generates confidence in future difficult decisions.



#### Quick Action Guides

TECH offers the most relevant contents of the course in the form of worksheets or quick action guides. A synthetic, practical, and effective way to help students progress in their learning.



# 06 Certificate

The Postgraduate Certificate in Diagnosis and Prevention of Preterm Labor in Fetal Medicine guarantees students, in addition to the most rigorous and up-to-date education, access to a Postgraduate Certificate issued by TECH Global University.



“

*Successfully complete this program and receive your university qualification without having to travel or fill out laborious paperwork”*



This program will allow you to obtain your **Postgraduate Certificate in Diagnosis and Prevention of Preterm Labor in Fetal Medicine** endorsed by **TECH Global University**, the world's largest online university.

**TECH Global University** is an official European University publicly recognized by the Government of Andorra ([official bulletin](#)). Andorra is part of the European Higher Education Area (EHEA) since 2003. The EHEA is an initiative promoted by the European Union that aims to organize the international training framework and harmonize the higher education systems of the member countries of this space. The project promotes common values, the implementation of collaborative tools and strengthening its quality assurance mechanisms to enhance collaboration and mobility among students, researchers and academics.

This **TECH Global University** title is a European program of continuing education and professional updating that guarantees the acquisition of competencies in its area of knowledge, providing a high curricular value to the student who completes the program.

Title: **Postgraduate Certificate in Diagnosis and Prevention of Preterm Labor in Fetal Medicine**

Modality: **online**

Duration: **6 weeks**

Accreditation: **6 ECTS**



future  
health confidence people  
education information tutors  
guarantee accreditation teaching  
institutions technology learning  
community commitment  
personalized service innovation  
knowledge present  
development languages  
virtual classroom



**Postgraduate Certificate**  
Diagnosis and Prevention  
of Preterm Labor  
in Fetal Medicine

- » Modality: online
- » Duration: 6 weeks
- » Certificate: TECH Global University
- » Credits: 6 ECTS
- » Schedule: at your own pace
- » Exams: online

# Postgraduate Certificate

## Diagnosis and Prevention of Preterm Labor in Fetal Medicine

