

Postgraduate Certificate

Diagnosis of Endometriosis





Postgraduate Certificate Diagnosis of Endometriosis

- » Modality: online
- » Duration: 6 weeks
- » Certificate: TECH Global University
- » Credits: 6 ECTS
- » Schedule: at your own pace
- » Exams: online

Website: www.techtute.com/us/medicine/postgraduate-certificate/diagnosis-endometriosis

Index

01

Introduction

p. 4

02

Objectives

p. 8

03

Course Management

p. 12

04

Structure and Content

p. 16

05

Methodology

p. 20

06

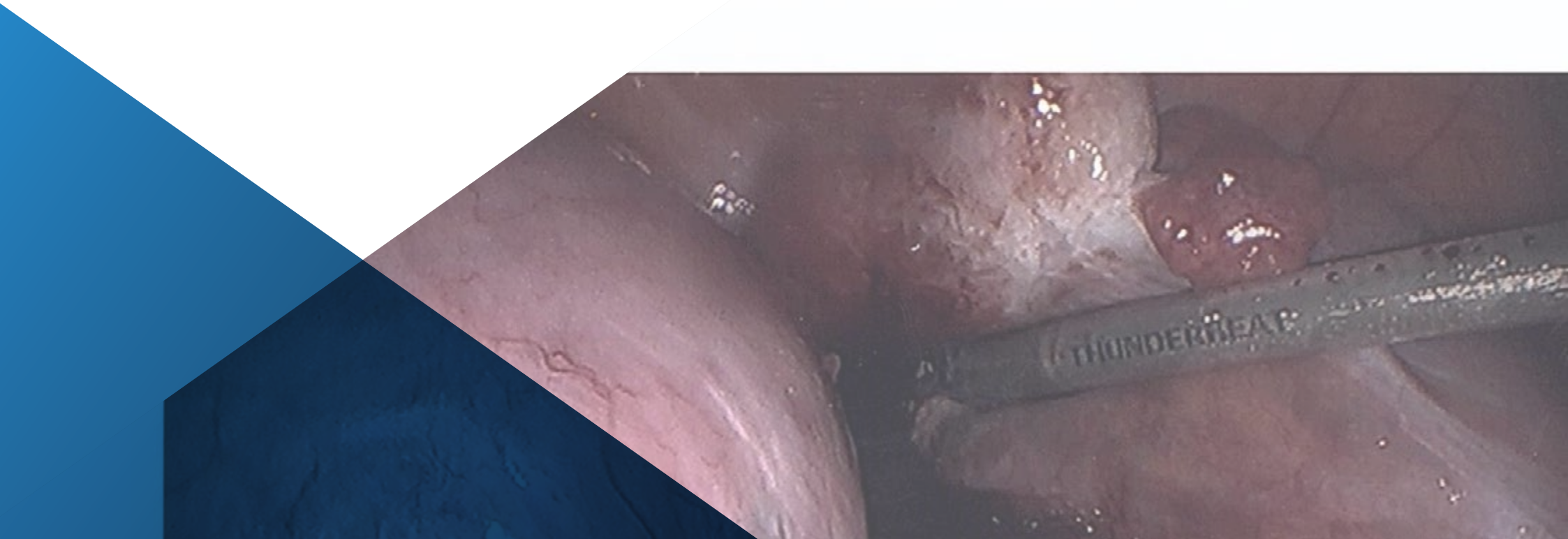
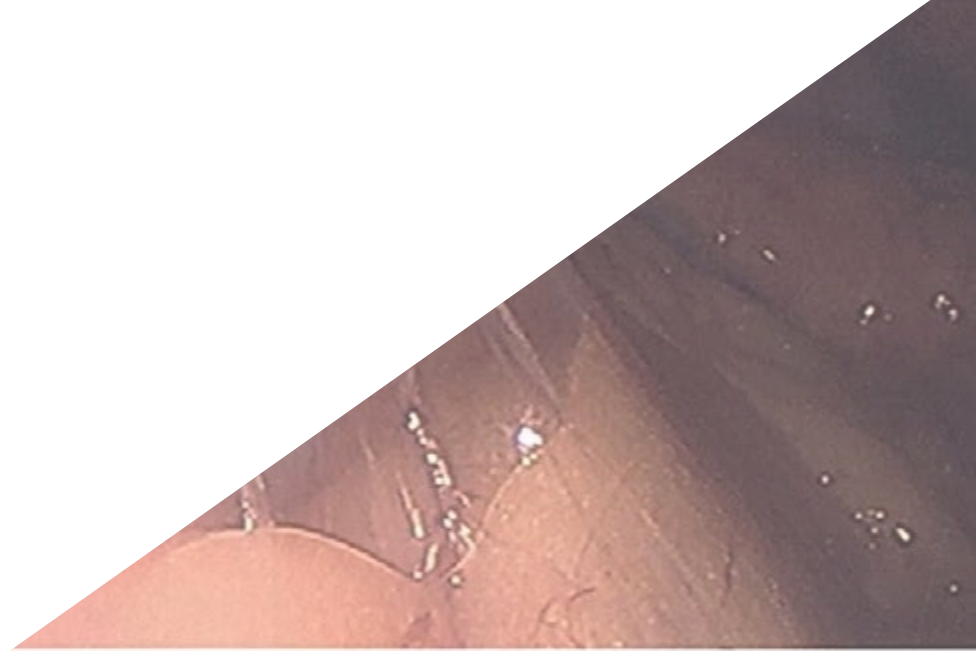
Certificate

p. 28

01

Introduction

In this program we are going to go deeper into the current ways of diagnosing endometriosis. Knowing the current state of diagnostic delay, its causes and consequences is key to improving patient care. With this training you will specialize in the diagnosis of endometriosis, from the hand of prestigious professionals with extensive experience in the sector.



“

With this program we want to meet your objective of acquiring superior training in this highly demanded field"

It is important to know how the age of the patient at diagnosis influences the evolution of the disease and the appearance of complications. Follow-up and diagnostic tests will be different depending on the age of the patient's diagnosis. Likewise, it is fundamental to understand that a clinical diagnosis is the first step to avoid the delay of the disease and how to make it is a crucial advance.

No less important is the ultrasound diagnosis of the disease, so far the most used and the one with the most allies. It is true that it is necessary to know the potential of ultrasound scanners to improve the images, therefore, in this training we will deepen in basic aspects of two-dimensional and three-dimensional ultrasound. This enables the skills of a more accurate ultrasound diagnosis. In addition, adnexal ultrasound and the finding of endometriomas are the most frequent routes of diagnosis, but it should not be forgotten that hydrosalpinx or tubal endometriosis are sometimes difficult to diagnose and are also frequently seen.

With this course the student will learn the techniques and tricks for an accurate assessment of the pelvic and renal anatomy, as well as the preparation of the patient prior to this specialized ultrasound. Likewise, it will be known which complementary techniques are appropriate in each case.

Diagnosis by surgery and histology has always been considered the gold-standard, however, knowing the risks and benefits of this approach, as well as knowing when to perform this diagnosis will be taught during this training. At the same time, it will be discussed how to perform an appropriate follow-up of the patient with endometriosis.

This Postgraduate Certificate is designed to help professionals to better treat their patients affected by endometriosis. Effective education and training in the mechanisms of Diagnostic to Endometriosis is provided through practical and theoretical teaching by senior faculty.

The **Postgraduate Certificate in Diagnosis to Endometriosis** contains the scientific most complete and up-to-date educational program on the market. The most important features of the program include:

- The development of case studies presented by experts in Endometriosis.
- The graphic, schematic, and eminently practical contents with which they are created provide scientific and practical information on the disciplines that are essential for professional practice.
- New developments in Endometriosis Techniques.
- Practical exercises where the self-assessment process can be carried out to improve learning.
- Special emphasis on innovative methodologies in Endometriosis techniques..
- Theoretical lessons, questions to the expert, debate forums on controversial topics, and individual reflection assignments.
- Content that is accessible from any fixed or portable device with an Internet connection.



A Postgraduate Certificate created to take the professional through the essential knowledge in Endometriosis, which they will be able to apply in their daily practice"



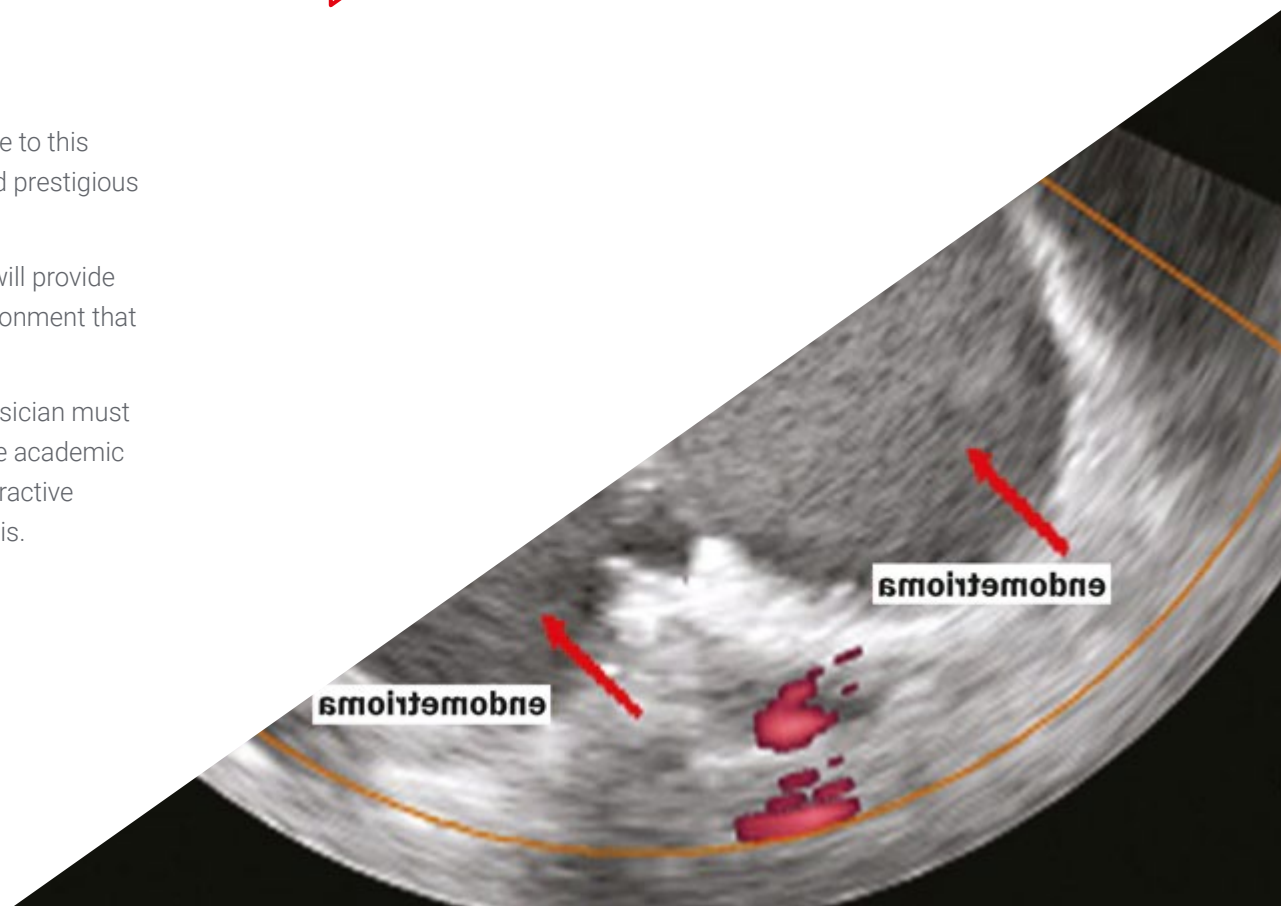
Expand your knowledge through this Postgraduate Certificate and specialize in Endometriosis to achieve excellence in this field"

This Postgraduate Certificate 100% online course will allow you to combine your studies with your professional work while increasing your knowledge in this field.

The teaching staff includes medical professionals who bring their experience to this training program, as well as renowned specialists from leading societies and prestigious universities.

The multimedia content, developed with the latest educational technology, will provide the professional with situated and contextual learning, i.e., a simulated environment that will provide immersive training programmed to train in real situations.

This program is designed around Problem Based Learning, whereby the physician must try to solve the different professional practice situations that arise during the academic year. For this purpose, the professional will be assisted by an innovative interactive video system created by renowned and experienced experts in Endometriosis.



02

Objectives

The Postgraduate Certificate in Diagnosis of Endometriosis is oriented towards facilitating the professional's performance using the latest advances and most innovative treatments in the sector, achieving a superior training that allows them to act with total security in the cases that arise in their practice.



“

At TECH, our objective is to offer you the most complete training in Endometriosis so that you reach a higher level of training which will propel you to elite professional level”



General Objectives

- ♦ Develop your educational and professional expertise in all the core areas of Endometriosis, giving you the appropriate knowledge, understanding and professional skills to improve the management of the patient with this chronic disease.
- ♦ Develop leadership skills in Endometriosis, so that you will be able to form a multidisciplinary team focused on this pathology.
- ♦ Acquire an understanding of the processes involved in the etiopathogenesis and pathophysiology of endometriosis, as well as their epidemiological aspects, which will provide adequate knowledge to provide a correct clinical history of the disease.
- ♦ Achieve sufficient skills to make a diagnostic approach to the patient through the clinical symptoms they present. Broaden knowledge about less frequent symptomatology.
- ♦ Explore in depth the different diagnostic approaches to Endometriosis from a critical perspective of routine clinical practice. Analyze combined diagnostic criteria.
- ♦ Gain knowledge of diagnostic techniques in research ranging from immunology to genetics and epigenetics. Develop competencies to know how to interpret results and in which situations to apply them
- ♦ Achieve competent skills for the correct classification of Endometriosis. Know the types of Endometriosis and their severities according to different classifications
- ♦ Develop the ability to have an integrative vision of adenomyosis. Ability to diagnose, follow up and treat patients affected by this disease. Know in depth the current fields of research
- ♦ Gain an in-depth knowledge of Endometriosis from the treatment point of view. Deepen the knowledge of new medical therapies. Knowledge of new therapeutic lines of research.
- ♦ Acquire knowledge of the most appropriate surgical techniques depending on the patient's situation and the type of Endometriosis. Increase knowledge about complications and their treatment.
- ♦ Deepen knowledge about the medical and preventive aspects of the effects of Endometriosis from the field of reproductive medicine. Know the perspectives of embryology and the in vitro fertilization laboratory.
- ♦ Know in depth, the associations with different pathological situations. Expand knowledge of the management of Endometriosis associated with autoimmune diseases. Learn more about cancer risk and the different diagnostic and preventive approaches.



Specific Objectives

- ◆ Learn the importance of early diagnosis of endometriosis Have an in-depth knowledge of the current state of diagnostic delay with its causes and consequences
- ◆ Know in depth how the age of the patient at the time of diagnosis influences the evolution of the disease and how to act in terms of complementary tests and selected treatments.
- ◆ Acquire the skills for an appropriate diagnosis by means of a rigorous anamnesis Know the concept of clinical diagnosis and the opinion on it of the different scientific societies.
- ◆ Deepen the fundamental skills for an ultrasound diagnosis of ovarian and tubal endometriosis Learn how to use two-dimensional and three-dimensional ultrasound applications to improve imaging and make a more accurate diagnosis.
- ◆ Knowing how to diagnose deep endometriosis Learn to assess pelvic anatomy by transvaginal ultrasound and diagnose endometriosis of the anterior and posterior compartments Know the preparation of the patient prior to the ultrasound.
- ◆ Discern when to request complementary tests and know which ones are appropriate at any given moment Knowing what information to transmit for the correct evaluation of the patient by other specialties.
- ◆ Deepen the surgical diagnosis when it is necessary and how to perform it Knowing how to anticipate possible complications that may arise.
- ◆ Apply the usefulness of combined clinical and ultrasound diagnosis with respect to surgical diagnosis Deepen in risks, benefits and application in clinical practice
- ◆ Establish how to do follow ups with the patient with Endometriosis and with what frequency, as well as which complementary tests are necessary in each case.

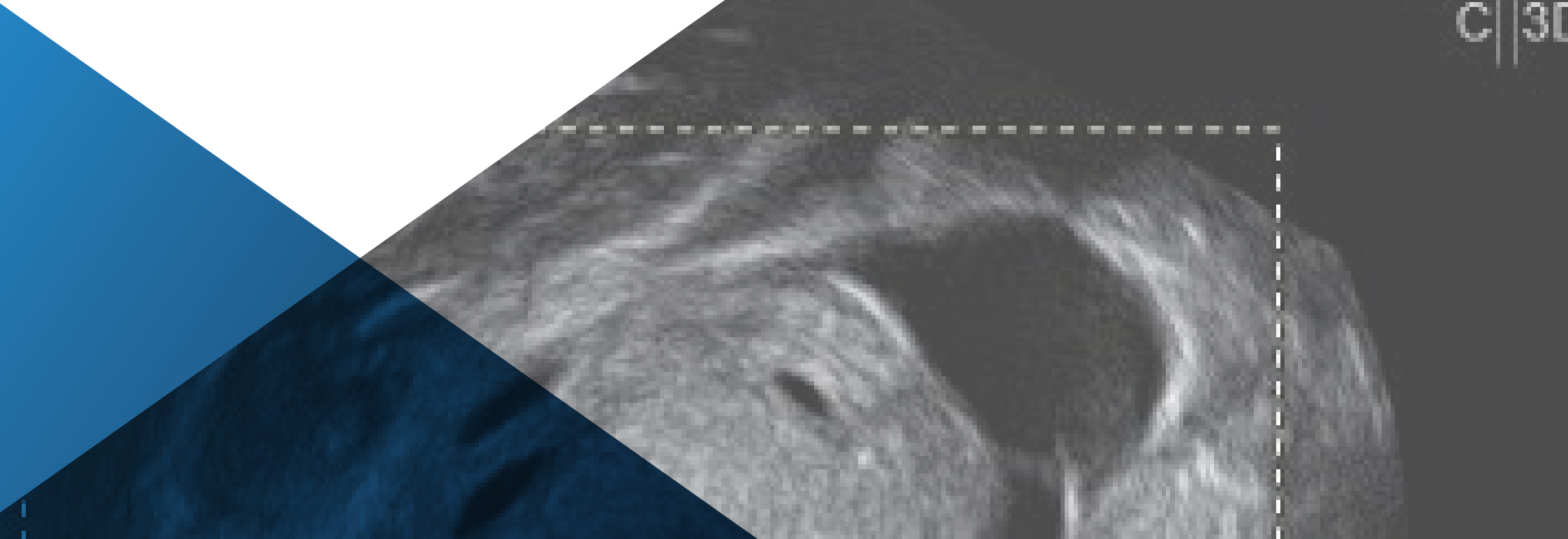


03

Course Management

The program includes in its teaching staff leading experts in Endometriosis, who bring to this training the experience from their work. Additionally, other recognized experts participate in its design and preparation, completing the program in an interdisciplinary manner.

A	B
C	3D





“

Leading experts in Gynecology and obstetrics have come together to share with you all their knowledge in this field"

International Guest Director

Dr. Stephen Kennedy has a long career in the field of Reproductive Medicine. In this field, he directs the Oxford Institute of Maternal and Perinatal Health. He has also served as Director of the Nuffield Department of Women's and Reproductive Health. His research focuses on all aspects of women's health, including maternal and fetal health, the study of cancer, and reproductive and genetic medicine. In particular, he has been internationally recognized as a leader in the study and treatment of Endometriosis, a gynecological disorder that is estimated to affect nearly 200 million women worldwide.

Throughout his extensive experience he has participated in the design and validation of the Oxford Endometriosis Health Profile tool. This disease-specific assessment was the first to be based on Patient-Reported Outcomes. It therefore uses self-identified data to measure the wide range of consequences that the pathology can produce in women's lives, from physical pain to emotional distress. This tool is used in numerous clinical trials to evaluate the efficacy of medical and surgical treatments.

In addition, he co-leads the INTERGROWTH-21st project, a large-scale multidisciplinary initiative involving health institutions from more than 10 geographically diverse countries. Its goal is to assess fetal and newborn growth under optimal and suboptimal conditions, such as exposure to malaria, HIV and malnutrition.

Dr. Stephen Kennedy has published an extensive list of scientific papers focusing on Reproductive Medicine. In addition, he has served as an Advisor to the World Foundation for Endometriosis Research and has acted as a consultant to several pharmaceutical companies.



Dr. Kennedy, Stephen

- ♦ Director of the Institute of Maternal and Perinatal Health, Oxford, United Kingdom
- ♦ Director of the Nuffield Department of Women's and Reproductive Health
- ♦ Professor of Reproductive Medicine, Oxford University
- ♦ Director of the INTERGROWTH-21st Project
- ♦ Research Fellow in Reproductive Medicine
- ♦ Degree in Experimental Psychology from Keble College, Oxford

“

Thanks to TECH, you will be able to learn with the best professionals in the world”

Management



Dr. Moliner Renau, Belén

- ♦ Director, Endometriosis Unit at Instituto Bernabeu
- ♦ Head of the Reproductive Medicine Ultrasound Department at Instituto Bernabeu.
- ♦ Coordinator of the "Image and Fertility" Working Group of the Spanish Fertility Society.
- ♦ Specialist in Obstetrics and Gynecology via MIR. Clinical University Hospital of Valencia
- ♦ Doctor in Medicine and "Cum Laude" Surgery. University of Valencia
- ♦ Master's Degree in Human Reproduction, Rey Juan Carlos University.
- ♦ Master's Degree in Research Methodology, Autonomous University of Barcelona.
- ♦ Advanced studies for the use of STATA in biomedical research. Autonomous University of Barcelona
- ♦ Expert in Medical Genetics. University of Valencia
- ♦ Master in autoimmune diseases
- ♦ University Certificate of Introduction to Regenerative Medicine: Biology and Applications of Human Stem Cells. University of Valencia

Professors

Dr. Herencia Rivero, Alicia

- ◆ Gynecologist specializing in Reproductive Medicine at Instituto Bernabeu in Madrid.

Mrs. Fuentes Rozalén, Ana

- ◆ Doctor specialized in Obstetrics and Gynecology. Master's Degree in Advanced Gynecological Endoscopic Surgery, University of Valencia in 2015. Gynecologist at Instituto Bernabeu.

Dr. Cirillo, Paolo

- ◆ Gynecologist at Instituto Bernabeu

Dr. García-Ajofrín García-Lago, Cristina

- ◆ Faculty specialized in Obstetrics and Gynecology. Specialist in reproductive Medicine. Instituto Bernabeu. Madrid

Dr. Romero Saavedra, Ruth

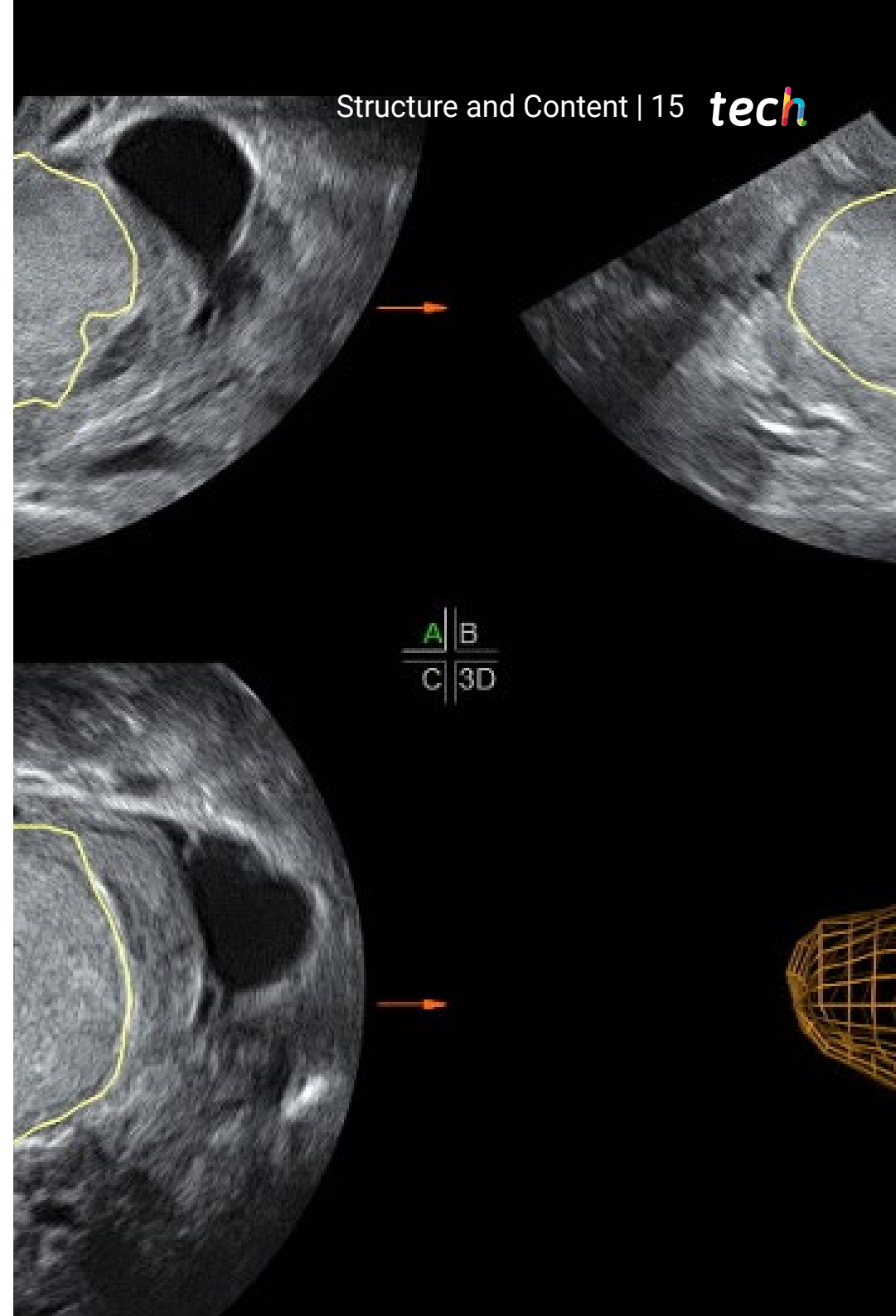
- ◆ Gynecologist at Instituto Bernabeu in Madrid

Dr. Martín Díaz, Rodolfo

- ◆ Head of the Obstetrics and La Quirón Torrevieja Hospital.

Dr. Llaneza González, Ángela


- ◆ Doctor specialized in Obstetrics and Gynecology. Bernabeu Institute of Madrid



04

Structure and Content

The structure of the contents has been designed by the best professionals in the field of endometriosis, with extensive experience and recognized prestige in the profession, backed by the volume of cases reviewed, studied and intervened in, and with ample command of new technologies applied to teaching.



“

This Postgraduate Certificate contains the most complete and up-to-date scientific program on the market, which makes it your best study option"

Module 1. Diagnosis of Endometriosis

- 1.1. Delayed Diagnosis of Endometriosis
- 1.2. Diagnosis Depending on the Age of the Patient
 - 1.2.1. Child Age
 - 1.2.2. Fertile Age
 - 1.2.3. Post-menopause
- 1.3. Clinical diagnosis
- 1.4. Basic Aspects of Two- and Three-dimensional Ultrasonography
- 1.5. Ultrasound Diagnosis of Adnexal Endometriosis
 - 1.5.1. Hydrosalpinx/Tubal Endometriosis
 - 1.5.2. Ovarian Endometrioma
- 1.6. Ultrasound Diagnosis of Deep Endometriosis
 - 1.6.1. Endometriosis of the Recto-Vaginal Septum
- 1.7. Complementary Tests
- 1.8. Surgical Diagnosis
- 1.9. Combined Diagnostics
- 1.10. Follow-Up of the Endometriosis Patient





“

A unique, key, and decisive training experience to boost your professional development”

05

Methodology

This training program provides you with a different way of learning. Our methodology uses a cyclical learning approach: *Re-learning*.

This teaching system is used in the most prestigious medical schools in the world, and major publications such as the *New England Journal of Medicine* have considered it to be one of the most effective.



“

Discover Re-learning, a system that abandons conventional linear learning, to take you through cyclical teaching systems: a way of learning that has proven to be extremely effective, especially in subjects that require memorization"

At TECH we use the Case Method

In a given situation, what would you do? Throughout the program, you will be presented with multiple simulated clinical cases based on real patients, where you will have to investigate, establish hypotheses and, finally, resolve the situation. There is abundant scientific evidence on the effectiveness of the method. Specialists learn better, faster, and more sustainably over time.

With TECH you can experience a way of learning that is shaking the foundations of traditional universities around the world.



According to Dr. Gervas, the clinical case is the annotated presentation of a patient, or group of patients, which becomes a "case", an example or model that illustrates some peculiar clinical component, either because of its teaching potential or because of its uniqueness or rarity. It is essential that the case is based on current professional life, trying to recreate the real conditions in professional medical practice.

“

Did you know that this method was developed in 1912 at Harvard for law students? The case method consisted of presenting students with real-life, complex situations for them to make decisions and justify their decisions on how to solve them. In 1924, Harvard adopted it as a standard teaching method”

The effectiveness of the method is justified by four fundamental achievements:

1. Students who follow this method not only grasp concepts, but also develop their mental capacity by evaluating real situations and applying their knowledge.
2. The learning process has a clear focus on practical skills that allow the student to better integrate into the real world.
3. Ideas and concepts are understood more efficiently, given that the example situations are based on real-life.
4. Students like to feel that the effort they put into their studies is worthwhile. This then translates into a greater interest in learning and more time dedicated to working on the course.



Re-Learning Methodology

At TECH we enhance the Harvard case method with the best 100% online teaching methodology available: Re-learning.

Our University is the first in the world to combine the study of clinical cases with a 100% online learning system based on repetition, combining a minimum of 8 different elements in each lesson, which represent a real revolution with respect to simply studying and analyzing cases.



The physician will learn through real cases and by solving complex situations in simulated learning environments. These simulations are developed using state-of-the-art software to facilitate immersive learning.

At the forefront of world teaching, the Re-learning method has managed to improve the overall satisfaction levels of professionals who complete their studies, with respect to the quality indicators of the best Spanish-speaking online university (Columbia University).

With this methodology we have trained more than 250,000 physicians with unprecedented success, in all clinical specialties regardless of the surgical load. All this in a highly demanding environment, where the students have a strong socio-economic profile and an average age of 43.5 years.

Re-learning will allow you to learn with less effort and better performance, involving you more in your specialization, developing a critical mindset, defending arguments, and contrasting opinions: a direct equation to success.

In our program, learning is not a linear process, but rather a spiral (we learn, unlearn, forget, and re-learn). Therefore, we combine each of these elements concentrically.

The overall score obtained by our learning system is 8.01, according to the highest international standards.



In this program you will have access to the best educational material, prepared with you in mind:



Study Material

All teaching material is produced by the specialists who teach the course, specifically for the course, so that the teaching content is highly specific and precise.

This content is then adapted in an audiovisual format that will create our way of working online, with the latest techniques that allow us to offer you high quality in all of the material that we provide you with.



Latest Techniques and Procedures on Video

We introduce you to the latest techniques, to the latest educational advances, to the forefront of current medical techniques. All this, in first person, with the maximum rigor, explained and detailed for your assimilation and understanding. And best of all, you can watch them as many times as you want.



Interactive Summaries

We present the contents attractively and dynamically in multimedia lessons that include audio, videos, images, diagrams, and concept maps in order to reinforce knowledge.

This unique multimedia content presentation training system was awarded by Microsoft as a "European Success Story".



Additional Reading

Recent articles, consensus documents, international guides. in our virtual library you will have access to everything you need to complete your training.





Expert-Led Case Studies and Case Analysis

Effective learning ought to be contextual. Therefore, we will present you with real case developments in which the expert will guide you through focusing on and solving the different situations: a clear and direct way to achieve the highest degree of understanding.



Testing & Re-testing

We periodically evaluate and re-evaluate your knowledge throughout the program, through assessment and self-assessment activities and exercises: so that you can see how you are achieving your goals.



Classes

There is scientific evidence suggesting that observing third-party experts can be useful.

Learning from an expert strengthens knowledge and memory, and generates confidence in our future difficult decisions.



Quick Action Guides

We offer you the most relevant contents of the course in the form of worksheets or quick action guides. A synthetic, practical, and effective way to help you progress in your learning.



06 Certificate

In addition to the most rigorous and up-to-date training, the Postgraduate Certificate in Diagnosis of Endometriosis guarantees access to a Postgraduate Certificate certificate issued by TECH Global University.



“

Successfully complete this training and receive your university degree without travel or laborious paperwork"

This program will allow you to obtain your **Postgraduate Certificate in Diagnosis of Endometriosis** endorsed by **TECH Global University**, the world's largest online university.

TECH Global University is an official European University publicly recognized by the Government of Andorra ([official bulletin](#)). Andorra is part of the European Higher Education Area (EHEA) since 2003. The EHEA is an initiative promoted by the European Union that aims to organize the international training framework and harmonize the higher education systems of the member countries of this space. The project promotes common values, the implementation of collaborative tools and strengthening its quality assurance mechanisms to enhance collaboration and mobility among students, researchers and academics.

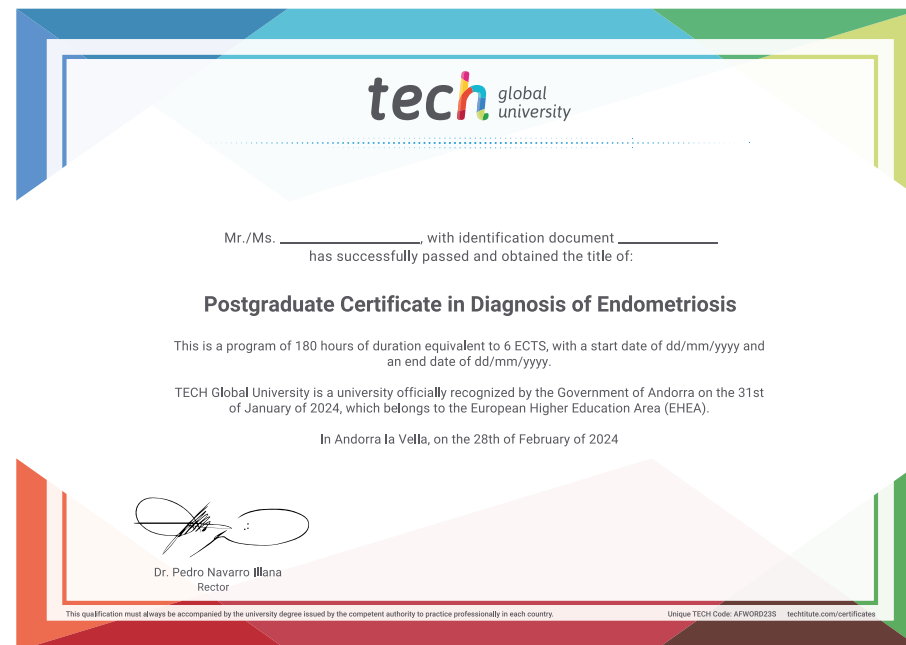
This **TECH Global University** title is a European program of continuing education and professional updating that guarantees the acquisition of competencies in its area of knowledge, providing a high curricular value to the student who completes the program.

Title: **Postgraduate Certificate in Diagnosis of Endometriosis**

Modality: **online**

Duration: **6 weeks**

Accreditation: **6 ECTS**



future
health confidence people
education information tutors
guarantee accreditation teaching
institutions technology learning
community commitment
personalized service innovation
knowledge present quality
online training
development languages
virtual classroom



Postgraduate Certificate Diagnosis of Endometriosis

- » Modality: online
- » Duration: 6 weeks
- » Certificate: TECH Global University
- » Credits: 6 ECTS
- » Schedule: at your own pace
- » Exams: online

Postgraduate Certificate

Diagnosis of Endometriosis

