

# Postgraduate Certificate Dento-skeletal Malocclusion





## Postgraduate Certificate Dento-skeletal Malocclusion

- » Modality: online
- » Duration: 6 weeks
- » Certificate: TECH Global University
- » Credits: 6 ECTS
- » Schedule: at your own pace
- » Exams: online

Website: [www.techtute.com/us/medicine/postgraduate-certificate/dento-skeletal-malocclusion](http://www.techtute.com/us/medicine/postgraduate-certificate/dento-skeletal-malocclusion)

# Index

01

Introduction

---

*p. 4*

02

Objectives

---

*p. 8*

03

Course Management

---

*p. 12*

04

Structure and Content

---

*p. 18*

05

Methodology

---

*p. 22*

06

Certificate

---

*p. 30*

# 01

# Introduction

The area of Dento-skeletal Malocclusion has a great aesthetic and functional impact for the patient, since it not only affects the visual part, but can also intervene in aspects of their health such as, for example, the treatment of sleep apnea. or the work associated with the orthodontist in surgical preparation. Changes in treatments, techniques and interventions through the use of different tools are evolutionary, which is why, on many occasions, the specialist cannot keep up to date and, without realizing it, reduces the quality of his service. As a solution to your problem, TECH and its team of experts have developed this exhaustive and very complete program that addresses this skeletal problem from the root and condenses, in a single degree, all the information that will help you stay up to date in a way fast, effective and comfortable thanks to its flexible 100% online format.





“

*Here you are the best qualification on the market to increase and update your knowledge about Dento-skeletal Malocclusion 100% online”*

Dento-skeletal Malocclusion is one of the most common, and although its causes can be diverse (hereditary, position, derived from treatment, etc.), it is a problem that not only affects the patient's appearance, but can influence seriously in everyday aspects such as the chewing process, or in something more profound such as the treatment of sleep apnea. However, multidisciplinary in this field is at its highest, which, together with the great advances that have taken place in medicine in recent years, allows specialists to obtain increasingly promising results with their most complex clinical cases.

As it is an area in continuous evolution, TECH has considered it necessary to prepare this Postgraduate Certificate in Dento-skeletal Malocclusion with the aim that the specialist finds in a single and complete degree all the medical information he needs to update his knowledge and develop his professional practice based on to the latest scientific evidence in the oral and maxillofacial surgery sector.

That is why in this 100% online program you will find the most exhaustive and innovative syllabus, based, of course, on the recommendations of the teaching team, a group of experts in the area with a long and extensive career in handling complex cases. . In addition, you will have all the content at your disposal for download from the first day, which, added to the possibility of accessing the Virtual Classroom 24 hours a day, 7 days a week, makes this Postgraduate Certificate an adaptable academic experience with any work day.

This **Postgraduate Certificate Dento-skeletal Malocclusion** contains the most complete and up-to-date scientific program on the market. The most important features include:

- ◆ The examination of case studies presented by experts in Oral and Maxillofacial Surgery
- ◆ The graphic, schematic, and practical contents with which they are created, provide scientific and practical information on the disciplines that are essential for professional practice.
- ◆ Practical exercises where self-assessment can be used to improve learning.
- ◆ Its special emphasis on innovative methodologies
- ◆ Theoretical lessons, questions to the expert, debate forums on controversial topics, and individual reflection assignments
- ◆ Content that is accessible from any fixed or portable device with an Internet connection



*A program that delves into Dento-skeletal Malocclusions in an exhaustive and dynamic way, so that you can catch up in less time than you expect"*

“

*You will delve into the latest developments in preoperative planning, from model surgery to the most modern materials to be used in the intervention”*

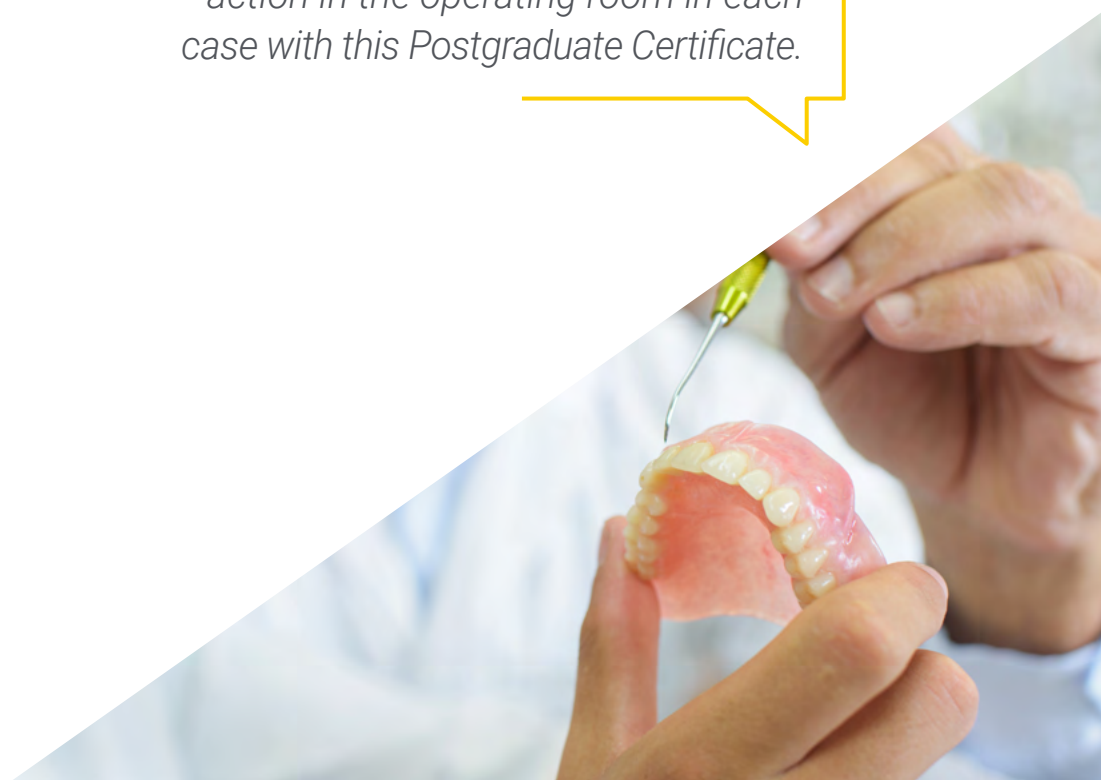
The program's teaching staff includes professionals from the sector who contribute their work experience to this educational program, as well as renowned specialists from leading societies and prestigious universities.

The multimedia content, developed with the latest educational technology, will provide the professional with situated and contextual learning, i.e., a simulated environment that will provide immersive education programmed to learn in real situations.

This program is designed around Problem-Based Learning, whereby the professional must try to solve the different professional practice situations that arise during the academic year. For this purpose, the student will be assisted by an innovative interactive video system created by renowned and experienced experts.

*You will have real clinical cases with which you can put your knowledge into practice and develop new intervention strategies.*

*Learn more about intraoperative and postoperative complications and get up to date on the recommendations for action in the operating room in each case with this Postgraduate Certificate.*



# 02

## Objectives

The objective of this Postgraduate Certificate is none other than to provide the specialized physicians with all the necessary information that will allow them, in just 6 weeks, to update their knowledge and expand their strategies and techniques of intervention based on the latest scientific evidence in the field of Oral or Maxillofacial Surgery. For this reason, and in order to complete it, TECH will provide you with the most innovative and effective academic tools, so that you complete this academic experience satisfactorily and having obtained the greatest possible performance.







“

*If your goals include mastering the latest advances based on aesthetic refinement, enroll now because this Postgraduate Certificate is perfect for you”*



## General Objectives

---

- ◆ Review the cerviofacial anatomy, a basic starting point for the entire Professional Masters Degree program
- ◆ Learn the anatomy and physiology of the relevant glands
- ◆ Build a knowledge base on a highly prevalent disorder such as sleep apneas, in which maxillofacial surgeons are among the specialists who can offer therapeutic options
- ◆ Update knowledge on facial traumatology, including its main causes and diagnostic techniques
- ◆ Know about malignant pathologies divided by anatomical regions that can affect the head and neck
- ◆ Know the different reconstructive techniques







## Specific Objectives

---

- ◆ Perfect the diagnosis of the different types of malocclusions
- ◆ Provide examples, exploring preoperative planning to patient discharge
- ◆ Introduce orthodontic concepts in the treatment of this pathology
- ◆ Learn about topical issues, including the latest planning techniques
- ◆ Provide the student with the tools to know how to oversee cases and the best surgical techniques for each patient
- ◆ Learn about the latest advances in orthognathic surgery
- ◆ Know the different support techniques to improve facial profilometry

“

*TECH proposes each degree with the objective that graduates can get the performance they consider from their academic experience, without limits”*

# 03

## Course Management

Both experience and human quality are two fundamental aspects that TECH takes into account when forming the management and teaching team of each of its degrees. That is why, in this case, a group of surgical specialists with extensive work experience in the maxillofacial field has been selected. According to the recommendation, this is a group of experts in the subject committed, not only to the profession, but also to the professional growth of the graduate, which is why they have promised to do everything possible to help them get the most out of this academic experience. .







“

*If you have any questions during the course of the degree, you will have the teaching team at your disposal to assist you”*

## International Guest Director

Dr. Michael L. Hinni is a leading head and neck surgeon at the Mayo Clinic Comprehensive Cancer Center in Phoenix, Arizona, which is considered one of the best hospitals in the United States for the treatment of cancer and designated as a comprehensive cancer center by the National Cancer Institute (NCI).

In this regard, this outstanding professional has held the position of Chairman of the Department of Head and Neck Surgery. Here, his clinical and research expertise has focused on Transoral Endoscopic Cancer Surgery and Endocrine Surgery, fields in which he has developed an internationally recognized reputation. Indeed, with exceptional dedication, he has offered customized treatment options that are tailored to the specific needs and goals of his patients.

Michael L. Hinni, M.D., has also received numerous awards and distinctions that attest to his vast contribution to medicine. Among these awards are the Steven A. Leibel Memorial Award from the American Society for Radiation Oncology and the E. Grey Dimond, M.D., Take Wing Award from the University of Missouri School of Medicine in Kansas City. In addition, given his excellent work as an otolaryngologist, Phoenix Magazine has named him one of the Best Doctors on several occasions.

Likewise, his academic and professional work has been reflected in his participation in multiple professional societies, such as the American Society of Otolaryngology, Head and Neck Surgery and the American Head and Neck Society, among others. In turn, he has written or co-written more than 100 articles in peer-reviewed journals, 16 book chapters and edited three textbooks. He has also given more than 200 national and international lectures, establishing himself as a key figure in his specialty.



## Dr. Hinni, Michael L.

---

- ♦ Chairman of the Department of Head and Neck Surgery at Mayo Clinic, Arizona, USA
  - ♦ Head and Neck Surgeon at the Mayo Clinic Comprehensive Cancer Center, Mayo Clinic, USA
  - ♦ Fellowship in Head, Neck and Skull Base Surgery at the Department of Otolaryngology, Johannes Gutenberg University, Germany
  - ♦ Fellowship in Otolaryngology at Mayo Clinic College of Medicine, Mayo Clinic School of Medicine
  - ♦ M.D. from the University of Missouri, Kansas City, Kansas City, Missouri
  - ♦ B.S. in Biology from the University of Missouri, Kansas City
- ♦ Member of:
    - ♦ American Society of Otolaryngology, Head and Neck Surgery
    - ♦ American Association of Bronchoesophagology
    - ♦ American Head and Neck Society
    - ♦ American Society of Laryngology, Rhinology & Otology
    - ♦ International Head and Neck Scientific Group

“

*Thanks to TECH you will be able to learn with the best professionals in the world”*

## Management



### Dr. Pingarrón Martín, Lorraine

- ♦ Maxillofacial Surgeon in the Private Consultation at Fundación Jiménez Díaz
- ♦ Fellow of the European Board of Oral-Maxillofacial-Surgery
- ♦ Responsible for the design and management of animal experimentation procedures: Category B+C+D
- ♦ Specialist in Oral and Maxillofacial Surgery at the Autonomous University of Madrid. La Paz University Hospital
- ♦ PhD in Medicine and Surgery, Autonomous University of Madrid, 2013 Outstanding Cum Laude
- ♦ Degree in Medicine in the University of Miguel Hernández de Elche and Complutense University of Madrid
- ♦ Member of the International Society of Oral and Maxillofacial Surgery
- ♦ Member of the Spanish Society of Oral and Maxillofacial Surgery
- ♦ President of the HURJC research commission
- ♦ Member of the IIS-FJD Research Institute, Autonomous University of Madrid
- ♦ HURJC Teaching Commission Member
- ♦ Member of the FJD Oncology Institute, Head and Neck Unit
- ♦ Member Multidisciplinary Sleep Unit HURJC
- ♦ Member of the HURJC Head and Neck Tumors Committee
- ♦ Reviewer Journal "Laryngoscope". ISI IndexedJournal; Impact Factor 1,617
- ♦ Reviewer "AfricanJournal of Biotechnology". ISI IndexedJournal; Impact Factor 0.565





## Professors

### Dr. Domingo, Francisco Javier

- ◆ Associate Professor of the Maxillofacial Surgery Medicine at Alfonso X El Sabio University
- ◆ Researcher at the I+12 Research Institute
- ◆ Doctorate in Medical-Surgical Research Sciences from the Complutense University of Madrid
- ◆ Specialist in Oral and Maxillofacial Surgery via MIR at the 12th October University Hospital in Madrid
- ◆ Member of the Spanish Society of Ocular and Maxillofacial Plastic Surgery
- ◆ Member of the Spanish Society of Head and Neck
- ◆ Member of the European Association for Cranio-Maxillo-Facial Surgery

“

*If you have any questions during the course of the degree, you will have the teaching team at your disposal to resolve them"*

# 04

## Structure and Content

TECH and its team invest hours and hours in each of its degrees to create the best and most updated syllabi, to choose the highest quality additional material and to adapt all the content to the effective and innovative teaching methodology of *Relearning*, in whose use this university is a pioneer. All of this is compiled in a convenient and accessible 100% online format that allows the graduate to take the program whenever and wherever he/she wants, offering the possibility of adapting the academic calendar to his/her work and personal life without complexity.





“

*You will find the best medical program to delve into fissured OTG and its most effective treatments in this Postgraduate Certificate”*



## Module 1. Dento-skeletal Malocclusion

- 1.1. Dental Malocclusion:
  - 1.1.1 Diagnosis
  - 1.1.2 Cephalometrics Record Keeping
  - 1.1.3 3D Photos
- 1.2. Pre-Surgical Orthodontics
- 1.3. Preoperative Planning
  - 1.3.1 Surgery Modeling vs. Digital Planning
  - 1.3.2 Jaw First vs. Maxillary First
  - 1.3.3 Preoperative preparation
  - 1.3.4 Operating Room Equipment
  - 1.3.5 Post-Operative
- 1.4. Surgical Technique:
  - 1.4.1 Maxilla: Lefort I, Segmented Lefort
  - 1.4.2 Jaw BSSO and Hinds
  - 1.4.3 Chin
- 1.5. Other techniques:
  - 1.5.1 SARPE vs MARPE
  - 1.5.2 Surgery first
  - 1.5.3 Surgery only
  - 1.5.4 Preformed Plates and Cutting Guides
- 1.6. Complications
  - 1.6.1 Intra-Operative
  - 1.6.2 Post-Operatives
  - 1.6.3 Secuelas
- 1.7. Distraction:
  - 1.7.1 Mandibular
  - 1.7.2 Lift







- 1.8. Fractured OTG
- 1.9. Aesthetic Refinement
  - 1.9.1 Chin Wing
  - 1.9.1 Malar Osteotomy
  - 1.9.2 Chin, Straps
  - 1.9.3 v-y ( Soft Tissue Techniques)
  - 1.9.4 Bichat Balls
- 1.10. Invisaling, O-ARM, Neuronavigator

“

*The largest online medical school in the world is inviting you to be part of it. Are you going to reject its proposal?”*

05

# Methodology

This academic program offers students a different way of learning. Our methodology uses a cyclical learning approach: **Relearning**.

This teaching system is used, for example, in the most prestigious medical schools in the world, and major publications such as the **New England Journal of Medicine** have considered it to be one of the most effective.





“

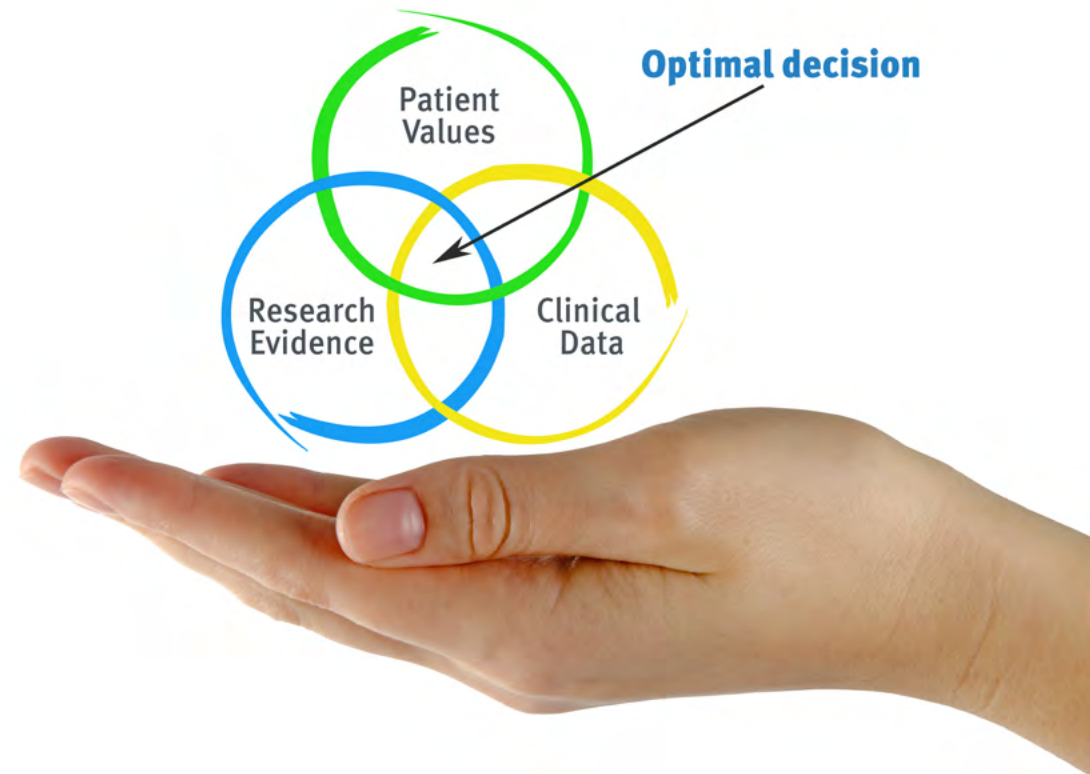
*Discover Relearning, a system that abandons conventional linear learning, to take you through cyclical teaching systems: a way of learning that has proven to be extremely effective, especially in subjects that require memorization"*



## At TECH we use the Case Method

What should a professional do in a given situation? Throughout the program, students will face multiple simulated clinical cases, based on real patients, in which they will have to do research, establish hypotheses, and ultimately resolve the situation. There is an abundance of scientific evidence on the effectiveness of the method. Specialists learn better, faster, and more sustainably over time.

*With TECH you will experience a way of learning that is shaking the foundations of traditional universities around the world.*



According to Dr. Gérvas, the clinical case is the annotated presentation of a patient, or group of patients, which becomes a "case", an example or model that illustrates some peculiar clinical component, either because of its teaching power or because of its uniqueness or rarity. It is essential that the case is based on current professional life, trying to recreate the real conditions in the physician's professional practice.

“

*Did you know that this method was developed in 1912, at Harvard, for law students? The case method consisted of presenting students with real-life, complex situations for them to make decisions and justify their decisions on how to solve them. In 1924, Harvard adopted it as a standard teaching method”*

The effectiveness of the method is justified by four fundamental achievements:

1. Students who follow this method not only achieve the assimilation of concepts, but also a development of their mental capacity, through exercises that evaluate real situations and the application of knowledge.
2. Learning is solidly translated into practical skills that allow the student to better integrate into the real world.
3. Ideas and concepts are understood more efficiently, given that the example situations are based on real-life.
4. Students like to feel that the effort they put into their studies is worthwhile. This then translates into a greater interest in learning and more time dedicated to working on the course.



## Relearning Methodology

At TECH we enhance the case method with the best 100% online teaching methodology available: Relearning.

This university is the first in the world to combine the study of clinical cases with a 100% online learning system based on repetition, combining a minimum of 8 different elements in each lesson, a real revolution with respect to the mere study and analysis of cases.

*Professionals will learn through real cases and by resolving complex situations in simulated learning environments. These simulations are developed using state-of-the-art software to facilitate immersive learning.*





At the forefront of world teaching, the Relearning method has managed to improve the overall satisfaction levels of professionals who complete their studies, with respect to the quality indicators of the best online university (Columbia University).

With this methodology, more than 250,000 physicians have been trained with unprecedented success in all clinical specialties regardless of surgical load. Our pedagogical methodology is developed in a highly competitive environment, with a university student body with a strong socioeconomic profile and an average age of 43.5 years old.

*Relearning will allow you to learn with less effort and better performance, involving you more in your specialization, developing a critical mindset, defending arguments, and contrasting opinions: a direct equation to success.*

In our program, learning is not a linear process, but rather a spiral (learn, unlearn, forget, and re-learn). Therefore, we combine each of these elements concentrically.

The overall score obtained by TECH's learning system is 8.01, according to the highest international standards.



This program offers the best educational material, prepared with professionals in mind:



#### Study Material

All teaching material is produced by the specialists who teach the course, specifically for the course, so that the teaching content is highly specific and precise.

These contents are then applied to the audiovisual format, to create the TECH online working method. All this, with the latest techniques that offer high quality pieces in each and every one of the materials that are made available to the student.



#### Surgical Techniques and Procedures on Video

TECH introduces students to the latest techniques, the latest educational advances and to the forefront of current medical techniques. All of this in direct contact with students and explained in detail so as to aid their assimilation and understanding. And best of all, you can watch the videos as many times as you like.



#### Interactive Summaries

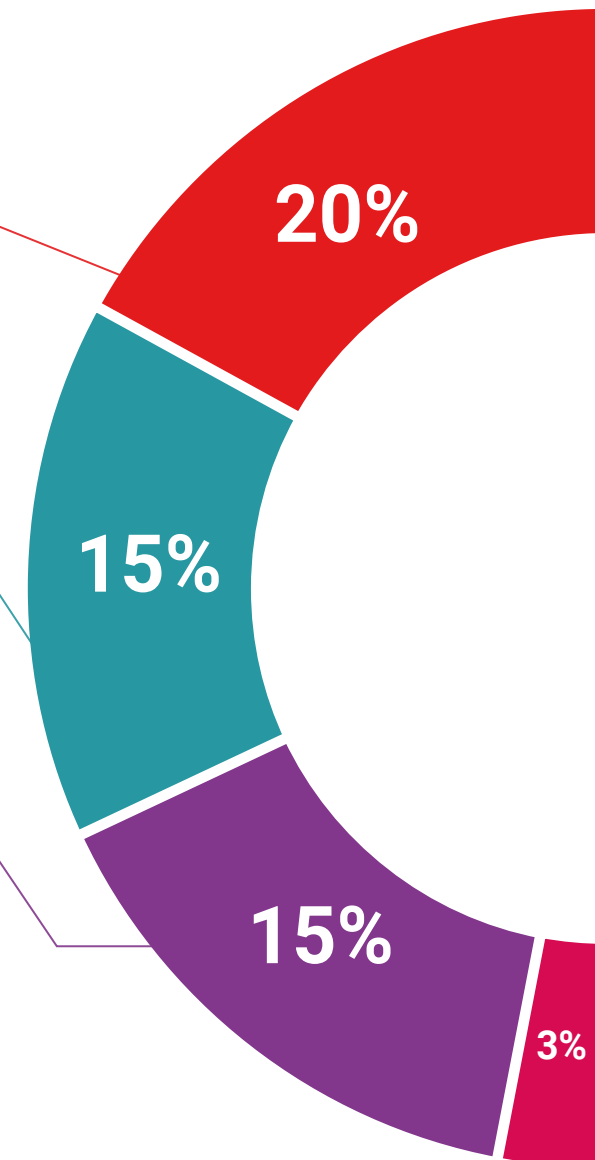
The TECH team presents the contents attractively and dynamically in multimedia lessons that include audio, videos, images, diagrams, and concept maps in order to reinforce knowledge.

This exclusive educational system for presenting multimedia content was awarded by Microsoft as a "European Success Story".



#### Additional Reading

Recent articles, consensus documents and international guidelines, among others. In TECH's virtual library, students will have access to everything they need to complete their course.





#### Expert-Led Case Studies and Case Analysis

Effective learning ought to be contextual. Therefore, TECH presents real cases in which the expert will guide students, focusing on and solving the different situations: a clear and direct way to achieve the highest degree of understanding.



#### Testing & Retesting

We periodically evaluate and re-evaluate students' knowledge throughout the program, through assessment and self-assessment activities and exercises, so that they can see how they are achieving their goals.



#### Classes

There is scientific evidence on the usefulness of learning by observing experts. The system known as Learning from an Expert strengthens knowledge and memory, and generates confidence in future difficult decisions.



#### Quick Action Guides

TECH offers the most relevant contents of the course in the form of worksheets or quick action guides. A synthetic, practical, and effective way to help students progress in their learning.





# 06 Certificate

The Postgraduate Certificate in Dento-skeletal Malocclusion guarantees students, in addition to the most rigorous and up-to-date education, access to a Postgraduate Certificate issued by TECH Global University.





“

*Successfully complete this program and receive your university qualification without having to travel or fill out laborious paperwork”*

This program will allow you to obtain your **Postgraduate Certificate in Dento-skeletal Malocclusion** endorsed by **TECH Global University**, the world's largest online university.

**TECH Global University** is an official European University publicly recognized by the Government of Andorra (**official bulletin**). Andorra is part of the European Higher Education Area (EHEA) since 2003. The EHEA is an initiative promoted by the European Union that aims to organize the international training framework and harmonize the higher education systems of the member countries of this space. The project promotes common values, the implementation of collaborative tools and strengthening its quality assurance mechanisms to enhance collaboration and mobility among students, researchers and academics.

This **TECH Global University** title is a European program of continuing education and professional updating that guarantees the acquisition of competencies in its area of knowledge, providing a high curricular value to the student who completes the program.

Title: **Postgraduate Certificate in Dento-skeletal Malocclusion**

Modality: **online**

Duration: **6 weeks**

Accreditation: **6 ECTS**



\*Apostille Convention. In the event that the student wishes to have their paper diploma issued with an apostille, TECH Global University will make the necessary arrangements to obtain it, at an additional cost.



future  
health confidence people  
education information tutors  
guarantee accreditation teaching  
institutions technology learning  
community commitment  
personalized service innovation  
knowledge present quality  
development language  
virtual classroom



## Postgraduate Certificate Dento-skeletal Malocclusion

- » Modality: online
- » Duration: 6 weeks
- » Certificate: TECH Global University
- » Credits: 6 ECTS
- » Schedule: at your own pace
- » Exams: online

# Postgraduate Certificate Dento-skeletal Malocclusion

