

# Postgraduate Certificate

Dentistry and  
Orofacial Disorder





## Postgraduate Certificate Dentistry and Orofacial Disorder

- » Modality: online
- » Duration: 6 weeks
- » Certificate: TECH Global University
- » Credits: 6 ECTS
- » Schedule: at your own pace
- » Exams: online

Website: [www.techtute.com/us/medicine/postgraduate-certificate/dentistry-orofacial-disorder](http://www.techtute.com/us/medicine/postgraduate-certificate/dentistry-orofacial-disorder)

# Índice

01

Introduction

---

p. 4

02

Objectives

---

p. 8

03

Course Management

---

p. 12

04

Structure and Content

---

p. 18

05

Methodology

---

p. 22

06

Certificate

---

p. 30

# 01

# Introduction

Orofacial disorders often lead to pain in the teeth and other oral areas, causing the dentist and the physician to join forces to ensure the patient's recovery. For this reason, it is important for specialists to master the most up-to-date techniques to evaluate and address these pathologies from a multidisciplinary perspective in order to be at the forefront of their sector, which is why TECH has created this degree. Through it, they will delve into the latest strategies found to combat occlusion and malocclusion or the mechanisms of speech therapy intervention to manage Atypical Swallowing. All this, through a 100% online methodology that will favor an exquisite learning for the student without leaving home.



“

*Through this degree, you will delve into the most advanced multidisciplinary strategies to address occlusion and dental malocclusion from a medical-dental perspective”*

In many cases, given the complexity of orofacial pathologies suffered by certain patients, the dentist and the doctor are obliged to cooperate and nourish each other to ensure the well-being of the individuals affected by them. This way, the proper integration of the work of both professionals will bring excellent benefits for the patient to regain their functions in the orofacial area. Because of this, it is essential for the specialist to know the most avant-garde multidisciplinary methods that allow the treatment of different diseases of this nature to promote their professional growth.

For this reason, TECH has designed this academic program, through which the student will delve into the latest developments in the field of Dentistry and Orofacial Disorder. Also, along this academic itinerary, will identify the updated mechanisms of clinical examination and radiographic analysis to detect the extent of orofacial ailment. It will also establish sophisticated methods for properly evaluating orofacial system functions or techniques for studying mandibular dynamics.

Since this degree is carried out through a 100% online teaching modality, the specialist will be able to obtain an effective learning thanks to the management at will of his own time. Likewise, you will access didactic contents available in modern formats such as the explanatory video, the interactive summary or the evaluation tests. With this, the intention of TECH is to provide the student with a teaching based on their academic and personal needs.

The **Postgraduate Certificate in Dentistry and Orofacial Disorder** contains the most complete and up-to-date scientific program on the market. The most important features include:

- ♦ The development of practical cases presented by experts in Speech Rehabilitation and Orofacial Therapy
- ♦ The graphic, schematic, and practical content with which they are created, provides scientific and practical information on the disciplines that are essential for professional practice
- ♦ Practical exercises where self-assessment can be used to improve learning
- ♦ Its special emphasis on innovative methodologies
- ♦ Theoretical lessons, questions to the expert, debate forums on controversial topics, and individual reflection assignments
- ♦ Content that is accessible from any fixed or portable device with an Internet connection



*This Postgraduate Certificate will allow you to manage the latest clinical examination and radiographic analysis techniques that allow you to rigorously detect the extent of an orofacial ailment"*

“

*Study in a comfortable, interactive and entertaining way thanks to the didactic formats such as the video In Focus or the interactive summary that makes available this program"*

The program's teaching staff includes professionals from the field who contribute their work experience to this educational program, as well as renowned specialists from leading societies and prestigious universities.

The multimedia content, developed with the latest educational technology, will provide the professional with situated and contextual learning, i.e., a simulated environment that will provide immersive education programmed to learn in real situations.

This program is designed around Problem-Based Learning, whereby the professional must try to solve the different professional practice situations that arise during the academic year. For this purpose, the students will be assisted by an innovative interactive video system created by renowned and experienced experts.

*The particular 100% online methodology that owns this degree will enable you to learn effectively from your own home.*

*Throughout your academic experience, you will be able to identify the latest techniques to undertake a rigorous study of the mandibular dynamics of patients with orofacial pain.*



# 02 Objectives

The design of this course has been carried out with the premise of providing the specialist with a complete update in Dentistry and Orofacial Disorder. This way, it will delve into the avant-garde techniques of evaluating the functions of the orofacial system or the relevant role played by the dentist to promote the logopaedic development of the young person. In addition, your learning will be supported by following these general and specific objectives.







“

*Grow professionally in your sector,  
incorporating in your daily practice  
the latest techniques of Dentistry and  
Orofacial Disorder”*



## General Objectives

---

- ♦ Develop a broad body of knowledge of the anatomical and functional basis of the central and peripheral nervous system
- ♦ Study the anatomy and function of the organs involved in basic functions such as respiration, phonation and swallowing
- ♦ Acquire knowledge in both assessment and speech therapy intervention
- ♦ Delve into rehabilitation techniques supported by clinical practice
- ♦ Develop intervention skills acquired from complementary disciplines such as neuropsychology, physiotherapy and psychology
- ♦ Become proficient in the assessment, diagnosis and treatment of neurofunctional and logopedic disorders in specific groups with neurodevelopmental or syndromic disorders
- ♦ Know various approaches and intervention programs in neurological and speech therapy neurorehabilitation





## Specific Objectives

---

- ♦ Know the function of structures involved in breathing, chewing and swallowing
- ♦ Recognize dentomaxillary abnormalities
- ♦ Relate, complement and coordinate the work between dentistry and speech therapy
- ♦ Know orthodontic appliances
- ♦ Know and assess the functions of the orofacial system and their interrelationship
- ♦ Recognize when swallowing is dysfunctional
- ♦ Elaborate orofacial-myofunctional assessment protocols



*Get the goals that TECH has designed for this Diploma and become a reference professional in the field of orofacial treatment"*

# 03

# Course Management

With the intention of offering programs endowed with the highest quality, this TECH degree is directed and taught by professionals with an extensive background in the field of Speech Therapy and Speech Therapy. These experts are in charge of developing the teaching resources that the student will have throughout their academic experience. Therefore, all the contents that the student will receive will have been applied in advance by teachers in their work experiences.





“

*Those responsible for directing and teaching this degree work actively in the area of Orofacial Therapy to provide you with the most up-to-date teaching resources in this field"*

## Management



### Ms. Santacruz García, Estefanía

- ♦ Social integrator and clinical speech therapist at Uner La Clinic.
- ♦ Teacher at CEFIRE
- ♦ Specialist in Orofacial and Myofunctional Therapy



### Dr. Borrás Sanchís, Salvador

- ♦ Psychologist, Teacher and Speech Therapist
- ♦ Educational Counselor at Generalitat Valenciana, Consejería de Educación (Valencian Regional Government)
- ♦ Abile Education Specialist
- ♦ Avance SL Partner
- ♦ Pedagogical Advisor and External Collaborator of Aula Salud (an organization to promote health in the classroom).
- ♦ Pedagogical Director in iteNlearning
- ♦ Author of "Guide for the Reeducation of Atypical Swallowing and Associated Disorders"
- ♦ Pedagogical Director in the Instituto DEIAP (Institute for Comprehensive Development and Psychoeducational Care).
- ♦ Degree in Psychology
- ♦ Hearing and Speech Teacher
- ♦ Diploma in Speech Therapy.

## Professors

### Ms. Álvarez Valdés, Paula del Carmen

- ♦ Specialist in Diagnosis and Treatment of Early Childhood Care
- ♦ Clinical Speech Therapist Specialist in Myofunctional Therapy
- ♦ Diploma in Psychodiagnosis and Early Care Treatment
- ♦ Direct collaboration in Dental Office
- ♦ Graduate in Speech Therapy
- ♦ Master's Degree in Special Education and in Foreign Languages from the Pontifical University of Salamanca
- ♦ ISEP Master's Degree in Myofunctional Therapy

### Dr. Carrasco de Larriva, Concha

- ♦ Expert in Cognitive Rehabilitation and Clinical Neuropsychology
- ♦ Psychologist at PEROCA
- ♦ Clinical Neuropsychologist accredited by the General Council of Psychology in Spain
- ♦ Assistant Professor of the Department of Psychology at the Catholic University San Antonio of Murcia
- ♦ Master's Degree in Clinical Neuropsychology by the Spanish Association of Clinical Cognitive Behavioral Psychology
- ♦ Expert in Child and Cognitive Rehabilitation by the Francisco de Vitoria University
- ♦ Postgraduate degree in Cognitive Rehabilitation from ISEP
- ♦ Degree in Psychology from the University of Granada
- ♦ Qualified for the assessment of Autism with the Autism Diagnostic Observation Scale ADOS.

### Ms. Gallego Díaz, Mireia

- ♦ Hospital Speech Therapist
- ♦ Occupational Therapist
- ♦ Speech Therapist Expert in Swallowing Disorders

### Ms. García Gómez, Andrea MARÍA

- ♦ Speech therapist specialized in Acquired Brain Injury Neurorehabilitation
- ♦ Speech therapist at UNER Clinic
- ♦ Speech therapist at Integra Brain Injury
- ♦ Speech therapist at Ineuro
- ♦ Graduate in Speech Therapy
- ♦ Master's Degree in Speech Therapy Neurorehabilitation in Acquired Brain Injury

### Ms. Jiménez Jiménez, Ana

- ♦ Clinical Neuropsychologist and Social Worker
- ♦ Clinical Neuropsychologist at Integra Cerebral Damage
- ♦ Neuropsychologist at UNER Clinic
- ♦ Educator of the Social Action Team Murcia in Cáritas Spain.
- ♦ Degree in Social Work at the University of Murcia
- ♦ Degree in Psychology from the National University of Remote Education (UNED).
- ♦ Master's Degree in Clinical Neuropsychology from the European University Miguel de Cervantes
- ♦ Master in General Health Psychology from the National University of Distance Education (UNED)

**Ms. López Samper, Belén**

- ♦ General Health Psychology and Clinical Neuropsychologist
- ♦ Psychologist at the Alcaraz Institute
- ♦ Psychologist at the IDEAT Centre
- ♦ Neuropsychologist at the UNER Clinic-Comprehensive Brain Damage Assessment and Rehabilitation
- ♦ Specialized in Child and Adult Neurorehabilitation at the Integral Center for Brain Injury
- ♦ Master's Degree in Special Educational Needs and Early Care, Developmental and Child Psychology from the International University of Valencia
- ♦ Master's Degree in Clinical Neuropsychology by the Spanish Association of Clinical Cognitive Behavioral Psychology
- ♦ Master's Degree in General Health Psychology from the University of Valencia
- ♦ Degree in Psychology from the Miguel Hernández University of Elche

**Ms. Martín Bielsa, Laura**

- ♦ Director of Multidisciplinary Center Dime Más
- ♦ CFP Estill Voice Training
- ♦ Degree in Speech Therapy
- ♦ Graduate in Teaching
- ♦ Dean of the Professional Association of Speech Therapists of Aragon

**Ms. Muñoz Boje, Rocío**

- ♦ Occupational Therapist Specialist in Neurorehabilitation in the Uner Clinic
- ♦ Degree in Occupational Therapy

**Ms. Navarro Marhuenda, Laura**

- ♦ Neuropsychologist at the Kinemas Center
- ♦ Specialist in Child and Adult Neurorehabilitation in Integral Center of Brain Injury
- ♦ Master's Degree in Speech Neurorehabilitation and Vital Function Analysis
- ♦ Neuropsychologist at INEURO
- ♦ Neuropsychologist at Uner La Clinic
- ♦ Degree in Psychology from the Miguel Hernández University of Elche
- ♦ Master's Degree in Health Psychology from the Miguel Hernández University of Elche
- ♦ Master's Degree in Clinical Neuropsychology from the European University Miguel de Cervantes
- ♦ Master's Degree in Pediatric Neurology and Neurodevelopment by CEU Cardena Herrera University

**Ms. Santacruz García, Raquel**

- ♦ Specialist in Pedagogy and Nutrition.
- ♦ Dietician of the Hispanic Ballet Company
- ♦ Dancer at the Andalusian Dance Center
- ♦ Graduate in Human Nutrition and Dietetics by the Catholic University San Antonio
- ♦ Specialist in Dance Pedagogy by the Theatre Institute of Barcelona
- ♦ Intermediate Degree in Classical Dance at the Conservatory of Murcia





**Mr. Santacruz García, José Luis**

- ◆ Psychologist specializing in Congenital and Acquired Brain Injury

**Ms. Sanz Pérez, Nekane**

- ◆ Clinical Speech Therapist specialized in Acquired Cerebral Palsy
- ◆ Teacher in Iberocardio for Aspace (Main Confederation and Entity for Cerebral Palsy Care in Spain)

**Ms. Selva Cabañero, Pilar**

- ◆ Nurse Specialist in Obstetric - Gynecological Nursing (Midwife)
- ◆ Obstetric - Gynecological Nursing Teaching Unit, University of Murcia Santa Lucía General University Hospital
- ◆ Publication, Ankyloglossia and the Success of Breastfeeding, ISBN13: 978- 84- 695- 5302- 2. 2012

# 04

# Structure and Content

The syllabus of this course is composed of 1 specific module with which the student will deepen the most recent advances in dentistry and orofacial disorder. All the teaching materials that you will enjoy during the duration of this Postgraduate Certificate are available in various formats such as the explanatory video, the complementary readings or the interactive summary. Due to this, and by means of a 100% online methodology, the student will have the possibility of adapting their learning to their personal and student needs.



“

*The curriculum of this diploma is designed by high-level experts in the field of orofacial treatment to provide you with cutting-edge knowledge of this stuff"*

## Module 1. Dentistry and Orofacial Disorder

### 1.1. Dentition

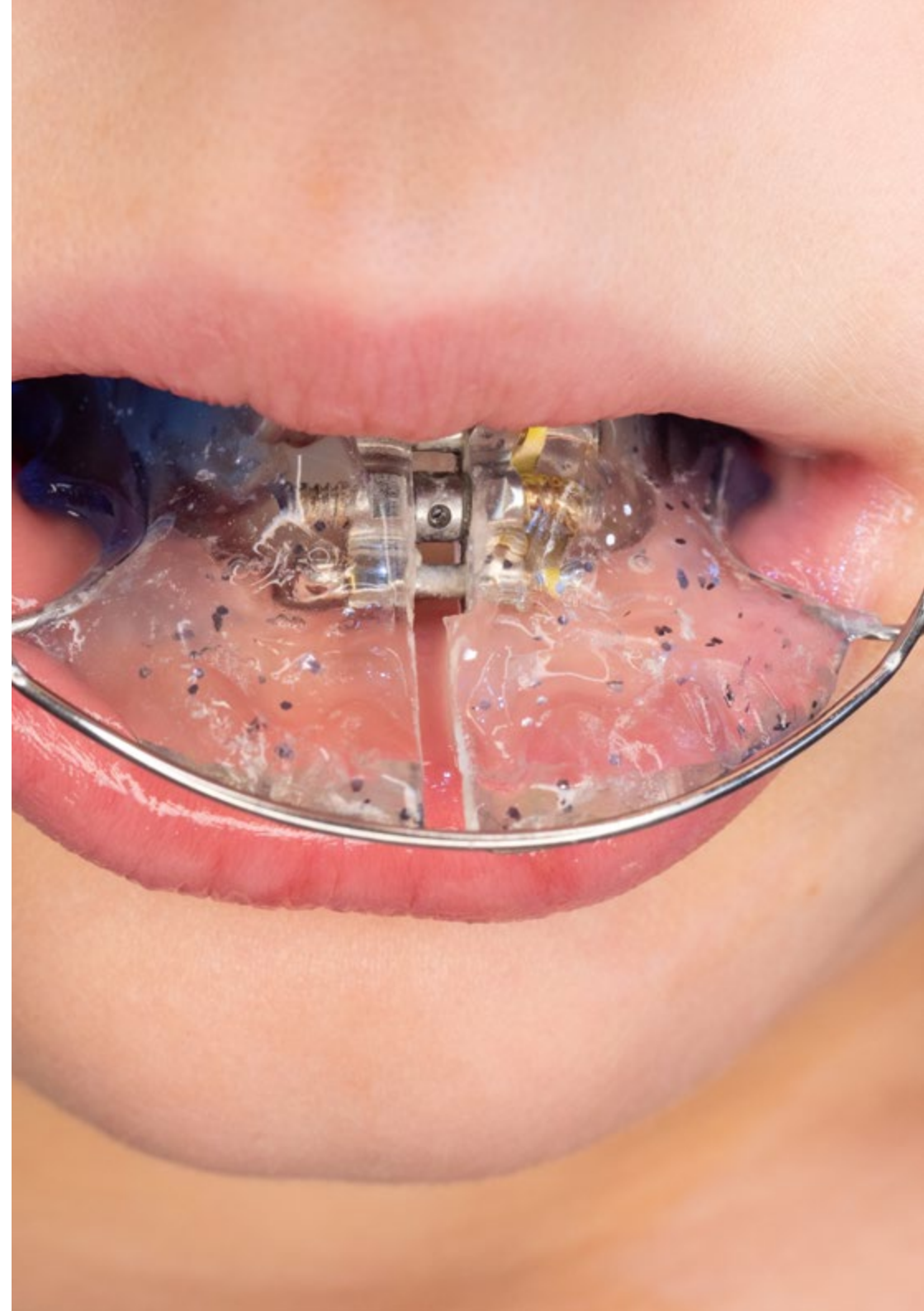
- 1.1.1. Introduction
- 1.1.2. Tooth Growth and Development
- 1.1.3. Classification
- 1.1.4. Primary Dentition
- 1.1.5. Mixed Dentition
- 1.1.6. Permanent Dentition
- 1.1.7. Tooth Formation and Development

### 1.2. Normotypical and pathological pattern

- 1.2.1. Introduction
- 1.2.2. Apparatus
- 1.2.3. Dentolabial Deformities
- 1.2.4. Eruptive Abnormalities
- 1.2.5. Pathologic Patterns and Congenital Disorders
- 1.2.6. Clinical Assessment and Examination
- 1.2.7. Clinical Intervention
- 1.2.8. Multidisciplinary Perspective

### 1.3. Clinical Examination and Radiographic Analysis

- 1.3.1. Introduction
- 1.3.2. Overview
- 1.3.3. Teleradiography
- 1.3.4. Ricketts' Circular Analysis
- 1.3.5. Steiner's Cephalometric Analysis
- 1.3.6. Bone Radiography
- 1.3.7. Bibliography



#### 1.4. Assessment

- 1.4.1. Introduction
- 1.4.2. Orofacial System Functions
- 1.4.3. Aesthetic/Biofacial Analysis
- 1.4.4. Anatomical-Functional Assessment
- 1.4.5. Orofacial System Functions Assessment
- 1.4.6. Atypical Swallowing
- 1.4.7. Myofunctional Assessment Protocol
- 1.4.8. Bibliography

#### 1.5. Function and Form

- 1.5.1. Introduction
- 1.5.2. Breathing and Swallowing Disorders
- 1.5.3. Breathing and Swallowing
- 1.5.4. Bruxism
- 1.5.5. Joint and Jaw Examination I
- 1.5.6. Joint and Jaw Examination II
- 1.5.7. Mandibular Dynamics Study
- 1.5.8. Bibliography

#### 1.6. Speech Therapy Intervention

- 1.6.1. Introduction
- 1.6.2. Mouth Breathing
- 1.6.3. Oral Dysfunction
- 1.6.4. Speech Therapy Intervention in Oral Breathing
- 1.6.5. Atypical Swallowing
- 1.6.6. Speech Therapy Intervention in Atypical Swallowing
- 1.6.7. Temporomandibular Joint (TMJ)
- 1.6.8. Speech Therapy Intervention in TMJ
- 1.6.9. Bibliography

#### 1.7. Occlusion and Malocclusion

- 1.7.1. Introduction
- 1.7.2. Temporal Occlusion
- 1.7.3. Temporal Occlusion Development
- 1.7.4. Permanent Occlusion

- 1.7.5. Permanent Occlusion Development

- 1.7.6. Physiological and Non-Physiological Occlusion

- 1.7.7. Static and Dynamic Occlusion

- 1.7.8. Multidisciplinary Treatment

- 1.7.9. Bibliography

#### 1.8. Main Occlusion Classification

- 1.8.1. Introduction

- 1.8.2. Features

- 1.8.3. Anteroposterior Classification

- 1.8.4. Transversal Syndrome I

- 1.8.5. Transversal Syndrome II

- 1.8.6. Vertical Syndromes

- 1.8.7. Etiopathogenesis of Malocclusions

- 1.8.8. Bibliography

#### 1.9. Dentistry and Speech Therapy

- 1.9.1. Introduction

- 1.9.2. Multidisciplinary Work

- 1.9.3. Extraoral Examination

- 1.9.4. Intraoral Examination

- 1.9.5. Functional Examination

- 1.9.6. Dentistry and Oral Function

- 1.9.7. Bibliography

- 1.9.8. Speech Therapy Intervention in Orofacial Disorder

#### 1.10. Case Studies

- 1.10.1. Introduction

- 1.10.2. Case Study 1

- 1.10.3. Case Study 2

- 1.10.4. Case Study 3

- 1.10.5. Case Study 4

- 1.10.6. Bibliography

# 05 Methodology

This academic program offers students a different way of learning. Our methodology uses a cyclical learning approach: **Relearning**.

This teaching system is used, for example, in the most prestigious medical schools in the world, and major publications such as the **New England Journal of Medicine** have considered it to be one of the most effective.





“

*Discover Relearning, a system that abandons conventional linear learning, to take you through cyclical teaching systems: a way of learning that has proven to be extremely effective, especially in subjects that require memorization"*

## At TECH we use the Case Method

What should a professional do in a given situation? Throughout the program, students will face multiple simulated clinical cases, based on real patients, in which they will have to do research, establish hypotheses, and ultimately resolve the situation. There is an abundance of scientific evidence on the effectiveness of the method. Specialists learn better, faster, and more sustainably over time.

*With TECH you will experience a way of learning that is shaking the foundations of traditional universities around the world.*



According to Dr. Gérvas, the clinical case is the annotated presentation of a patient, or group of patients, which becomes a "case", an example or model that illustrates some peculiar clinical component, either because of its teaching power or because of its uniqueness or rarity. It is essential that the case is based on current professional life, trying to recreate the real conditions in the physician's professional practice.



“

*Did you know that this method was developed in 1912, at Harvard, for law students? The case method consisted of presenting students with real-life, complex situations for them to make decisions and justify their decisions on how to solve them. In 1924, Harvard adopted it as a standard teaching method”*

The effectiveness of the method is justified by four fundamental achievements:

1. Students who follow this method not only achieve the assimilation of concepts, but also a development of their mental capacity, through exercises that evaluate real situations and the application of knowledge.
2. Learning is solidly translated into practical skills that allow the student to better integrate into the real world.
3. Ideas and concepts are understood more efficiently, given that the example situations are based on real-life.
4. Students like to feel that the effort they put into their studies is worthwhile. This then translates into a greater interest in learning and more time dedicated to working on the course.



## Relearning Methodology

At TECH we enhance the case method with the best 100% online teaching methodology available: Relearning.

This university is the first in the world to combine the study of clinical cases with a 100% online learning system based on repetition, combining a minimum of 8 different elements in each lesson, a real revolution with respect to the mere study and analysis of cases.

*Professionals will learn through real cases and by resolving complex situations in simulated learning environments. These simulations are developed using state-of-the-art software to facilitate immersive learning.*



At the forefront of world teaching, the Relearning method has managed to improve the overall satisfaction levels of professionals who complete their studies, with respect to the quality indicators of the best online university (Columbia University).

With this methodology, more than 250,000 physicians have been trained with unprecedented success in all clinical specialties regardless of surgical load. Our pedagogical methodology is developed in a highly competitive environment, with a university student body with a strong socioeconomic profile and an average age of 43.5 years old.


*Relearning will allow you to learn with less effort and better performance, involving you more in your specialization, developing a critical mindset, defending arguments, and contrasting opinions: a direct equation to success.*

In our program, learning is not a linear process, but rather a spiral (learn, unlearn, forget, and re-learn). Therefore, we combine each of these elements concentrically.

The overall score obtained by TECH's learning system is 8.01, according to the highest international standards.



This program offers the best educational material, prepared with professionals in mind:



#### Study Material

All teaching material is produced by the specialists who teach the course, specifically for the course, so that the teaching content is highly specific and precise.

These contents are then applied to the audiovisual format, to create the TECH online working method. All this, with the latest techniques that offer high quality pieces in each and every one of the materials that are made available to the student.



#### Surgical Techniques and Procedures on Video

TECH introduces students to the latest techniques, the latest educational advances and to the forefront of current medical techniques. All of this in direct contact with students and explained in detail so as to aid their assimilation and understanding. And best of all, you can watch the videos as many times as you like.



#### Interactive Summaries

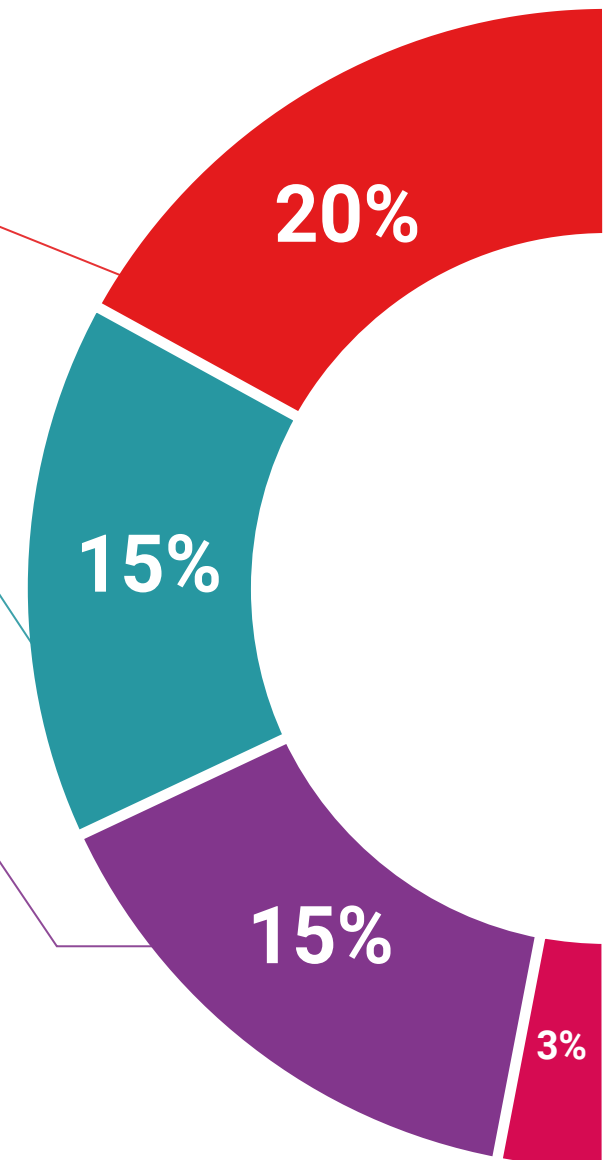
The TECH team presents the contents attractively and dynamically in multimedia lessons that include audio, videos, images, diagrams, and concept maps in order to reinforce knowledge.

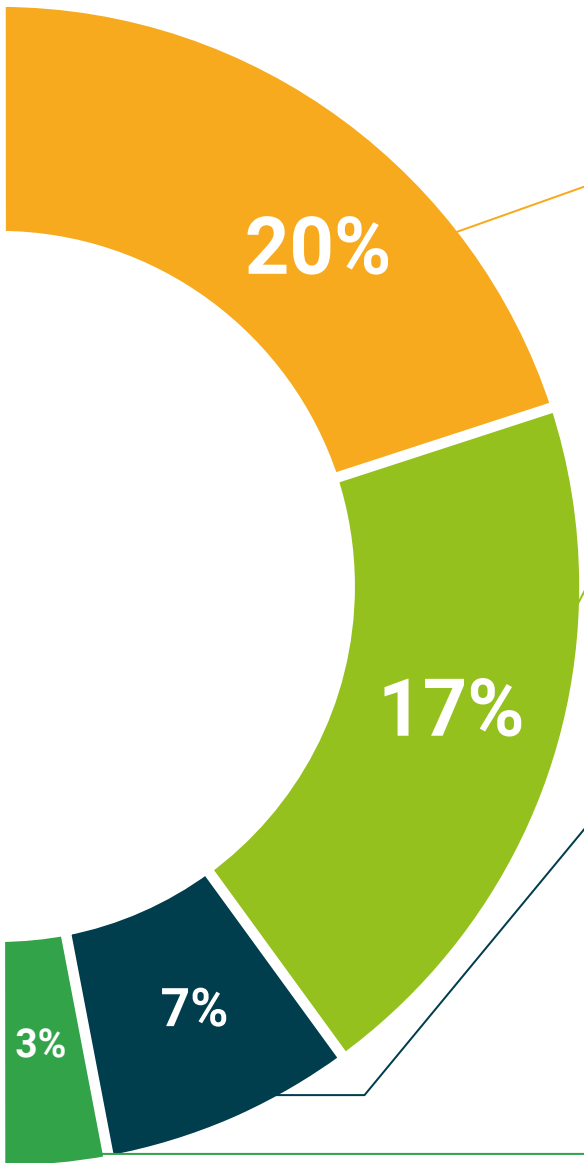
This exclusive educational system for presenting multimedia content was awarded by Microsoft as a "European Success Story".



#### Additional Reading

Recent articles, consensus documents and international guidelines, among others. In TECH's virtual library, students will have access to everything they need to complete their course.





#### Expert-Led Case Studies and Case Analysis

Effective learning ought to be contextual. Therefore, TECH presents real cases in which the expert will guide students, focusing on and solving the different situations: a clear and direct way to achieve the highest degree of understanding.



#### Testing & Retesting

We periodically evaluate and re-evaluate students' knowledge throughout the program, through assessment and self-assessment activities and exercises, so that they can see how they are achieving their goals.



#### Classes

There is scientific evidence on the usefulness of learning by observing experts. The system known as Learning from an Expert strengthens knowledge and memory, and generates confidence in future difficult decisions.



#### Quick Action Guides

TECH offers the most relevant contents of the course in the form of worksheets or quick action guides. A synthetic, practical, and effective way to help students progress in their learning.



# 06 Certificate

The Postgraduate Certificate in Dentistry and Orofacial Disorder guarantees, in addition to the most rigorous and up-to-date education, the access to a Postgraduate Certificate issued by TECH Global University.



“

*Successfully complete this program  
and receive your university qualification  
without having to travel or fill out  
laborious paperwork”*

This program will allow you to obtain your **Postgraduate Certificate in Dentistry and Orofacial Disorder** endorsed by **TECH Global University**, the world's largest online university.

**TECH Global University** is an official European University publicly recognized by the Government of Andorra (**official bulletin**). Andorra is part of the European Higher Education Area (EHEA) since 2003. The EHEA is an initiative promoted by the European Union that aims to organize the international training framework and harmonize the higher education systems of the member countries of this space. The project promotes common values, the implementation of collaborative tools and strengthening its quality assurance mechanisms to enhance collaboration and mobility among students, researchers and academics.

This **TECH Global University** title is a European program of continuing education and professional updating that guarantees the acquisition of competencies in its area of knowledge, providing a high curricular value to the student who completes the program.

Title: **Postgraduate Certificate in Dentistry and Orofacial Disorder**

Modality: **online**

Duration: **6 weeks**

Accreditation: **6 ECTS**



\*Apostille Convention. In the event that the student wishes to have their paper diploma issued with an apostille, TECH Global University will make the necessary arrangements to obtain it, at an additional cost.



future  
health confidence people  
education information tutors  
guarantee accreditation teaching  
institutions technology learning  
community commitment  
personalized service innovation  
knowledge present quality  
development languages  
virtual classroom



**Postgraduate Certificate**  
Dentistry and  
Orofacial Disorder

- » Modality: online
- » Duration: 6 weeks
- » Certificate: TECH Global University
- » Credits: 6 ECTS
- » Schedule: at your own pace
- » Exams: online

# Postgraduate Certificate

## Dentistry and Orofacial Disorder

