

Postgraduate Certificate Colorectal Oncologic Surgery





Postgraduate Certificate Colorectal Oncologic Surgery

- » Modality: online
- » Duration: 6 weeks
- » Certificate: TECH Global University
- » Accreditation: 6 ECTS
- » Schedule: at your own pace
- » Exams: online

Website: www.techtute.com/us/medicine/postgraduate-certificate/colorectal-oncologic-surgery

Index

01

Introduction

p. 4

02

Objectives

p. 8

03

Course Management

p. 12

04

Structure and Content

p. 18

05

Study Methodology

p. 22

06

Certificate

p. 30

01

Introduction

Colorectal cancer is a common and serious disease that requires specialized surgical techniques for its treatment. Healthcare professionals must keep up-to-date of the latest advances in this specialty. Therefore, this 100% flexible and accessible online program covers topics such as epidemiology and etiopathogenesis of colorectal cancer, diagnosis and staging of colorectal adenocarcinoma, endoscopic management of precursor lesions and early cancer, as well as surgical treatment of colon and rectal cancer. In addition, participants will be updated on medical and radiation oncology in colorectal cancer, as well as special situations such as pelvic recurrence of rectal cancer. In this way, participants will improve their ability to help patients struggling with this disease, which makes this program of great importance to those working in this medical specialty. Since it is completely online, they will be able to combine their current routine without any inconvenience and they will be guided by the most experienced teachers.





“

Colorectal Oncology is a topic of great importance today. Increase your knowledge in the area with this specific 100% online program"

Colorectal Oncologic Surgery is a branch of medicine that treats colorectal cancer, which is one of the most common and dangerous types of cancer worldwide. For this reason, it is essential to have highly qualified and specialized professionals in this field, and to achieve this, TECH offers the Postgraduate Certificate in Colorectal Oncologic Surgery 100% online.

The program syllabus is designed to cover all the fundamental aspects of colorectal oncologic surgery, from the anatomy and physiology of the colon and rectum, to the different types of surgery and the most advanced techniques for the treatment of this disease. In addition, topics such as epidemiology, diagnosis and prevention of colorectal cancer will be addressed,

The study methodology of the program is adapted to the needs and time of each student, thanks to the online mode. The contents are organized in a clear and accessible manner, and participants will have access to multimedia materials, clinical cases and a highly specialized teaching team that will provide constant and personalized support throughout the learning process.

TECH's Postgraduate Certificate in Colorectal Oncologic Surgery is a unique opportunity to training in a specialty of great importance in the field of medicine, which requires a high level of theoretical and practical knowledge. Participants will be able to acquire a complete and updated education in the treatment of colorectal cancer, which will allow them to improve their professional performance and provide quality care to their patients.

This **Postgraduate Certificate in Colorectal Oncologic Surgery** contains the most complete and up-to-date scientific program on the market. The most important features include:

- ♦ The development of practical cases presented by experts in Digestive Oncologic Surgery
- ♦ The graphic, schematic and eminently practical contents with which it is conceived gather scientific and practical information on those disciplines that are indispensable for professional practice
- ♦ Practical exercises where the self-assessment process can be carried out to improve learning
- ♦ Its special emphasis on innovative methodologies
- ♦ Theoretical lessons, questions for experts, discussion forums on controversial issues and individual reflection work
- ♦ Content that is accessible from any fixed or portable device with an Internet connection



This program is an excellent option that will allow you to broaden your knowledge, improve your work profile and contribute to the welfare of society"

“

Examine the epidemiology and etiopathogenesis in Colorectal Oncologic Surgery, as well as the diagnostic tests necessary to diagnose it”

The program's teaching staff includes professionals in the sector who contribute their work experience to this program, as well as renowned specialists from leading societies and prestigious universities.

The multimedia content, developed with the latest educational technology, will provide the professional with situated and contextual learning, i.e., a simulated environment that will provide immersive education programmed to learn in real situations.

The design of this program focuses on Problem-Based Learning,

by means of which the professional must try to solve the different situations of professional practice that arise throughout the academic course. For this purpose, the students will be assisted by an innovative interactive video system created by renowned and experienced experts.

You will delve into the syndromes associated with colon polyposis and your risk of developing colorectal Cancer.

The TECH study method will allow you to obtain the degree easily and efficiently.



02 Objectives

In its premise to address the most demanded topics today, TECH has designed this Postgraduate Certificate in Colorectal Oncologic Surgery with the goal that participants acquire knowledge about decisions after endoscopic resection and management of special situations such as pelvic recurrence of rectal cancer. This program provides an excellent opportunity to enhance professional specialization in Colorectal Oncologic Surgery through a flexible and accessible online modality.



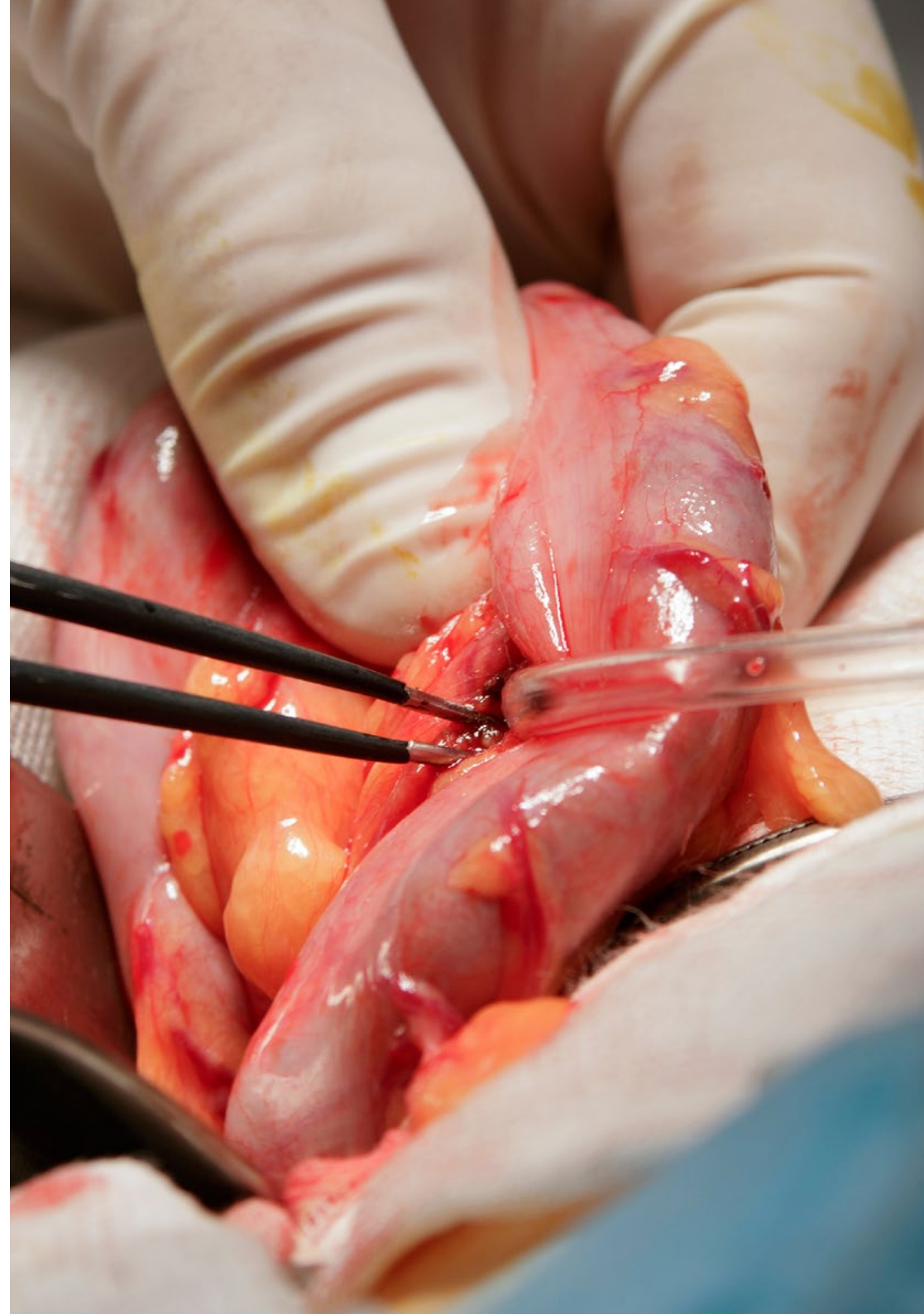


“Enhance your professional profile with the most advanced knowledge in Colorectal Oncologic Surgery”



General Objectives

- Delve into the specific knowledge on the management of patients with tumors affecting the digestive system
- Discern the surgical techniques to be used and the new technologies currently available for their diagnosis and treatment
- Know where modern surgery is heading and which are the ways of its development
- Study the fundamentals of research in oncological surgery
- Know the way to develop research projects, how to do it and where to get help
- Develop skills and technical knowledge with which to face any situation presented by a patient in an oncological surgery unit of the digestive system





Specific Objectives

- Examine the epidemiology and etiopathogenesis in Colorectal Oncologic Surgery, as well as the diagnostic tests necessary to diagnose it. Recognize the screening tests for early detection in the general population, as well as to know what the prognosis of these patients will be and what follow-up should be done
 - Understand which are the syndromes associated with colon polyposis and their risk of developing colorectal cancer
 - Analyze the surgical treatment of colon cancer depending on its location: right, transverse or left
 - Study in depth the anatomy of the pelvis and the different organs and structures that are housed in it
 - Recognize the differences between the male and female pelvis, studying the anatomical relationships between them and knowing the surgical approach planes.
 - Deepen in the importance and meaning of "complete excision of the mesorectum", differentiating the different treatment options depending on the local stage and location of the tumor
 - Learn the different surgical techniques available for each case: transanal minimally invasive surgery (TAMIS), complete transanal mesorectal excision TATME, laparoscopic and robotic surgery, sphincter preservation, pelvic exenteration techniques or abdominoperineal amputation
 - Know which are the treatments applied by Medical Oncology in colorectal cancer, in which stages it provides benefit, which are the treatment options, at what moment they should be applied and with what duration
- Understand the role of radiotherapy in colorectal cancer, especially in rectal cancer. Know when it can be applied and the differences in results, side effects and sequelae depending on when it is applied. Its role in other situations such as local recurrences and retroperitoneal lymph node disease
 - Analyze the different neoadjuvant treatment modalities in rectal cancer and their results, knowing the benefits of each strategy
 - Understand fundamental aspects of the management of patients with colorectal cancer in some special situations: obstruction, treatment with prosthesis or surgery; urgent surgery in patients treated with antiVEGF, management of pelvic recurrence; treatment of positive iliac adenopathies; retroperitoneal lymph node recurrence: radiotherapy or surgery



Update your professional profile in an area with ample opportunities for expansion within the health sector"

03

Course Management

The Postgraduate Certificate in Colorectal Oncologic Surgery at TECH has a highly qualified teaching team with extensive experience in the field of Digestive Oncology. The professors who teach the program are committed to the specialization and updating of knowledge of the participants, and offer a complete and specialized teaching in the surgical treatment of Colorectal Cancer. The quality of the faculty is a guarantee of the academic excellence of the program and of the specialized training of the medical professionals who participate in it.





“

Highly qualified teachers make up the management team of this program”

Management



Dr. Alonso Casado, Oscar

- ♦ Chief of Hepatobiliopancreatic Surgery at MD Anderson Cancer Center Madrid Hospital
- ♦ Specialist in the General and Digestive Oncology Surgery Service at MD Anderson Cancer Center Madrid, collaborating in the Thoracic Surgery Unit and Plastic Surgery Unit
- ♦ Assistant Surgeon at Quirónsalud Sur and El Escorial Hospitals
- ♦ Clinical Tutor in Practical Teaching at UFV and MD Anderson Cancer Center Madrid
- ♦ Degree in Surgery and Medicine from the UCM
- ♦ Certified in Console Surgery of the Da Vinci Xi Robotic System

Professors

Dr. Franco Perez, Fernando Fabio

- ♦ Medical Specialist in the Medical Oncology Service at the Anderson Cancer Center of Madrid
- ♦ Medical Oncologist and researcher at the Puerta de Hierro University Hospital
- ♦ Specialist in Molecular Analysis of Primary Breast Lymphomas
- ♦ Expert in Thoracic Malignant Neoplasms
- ♦ Degree in Medicine and Surgery

Dr. Grillo, Cristian

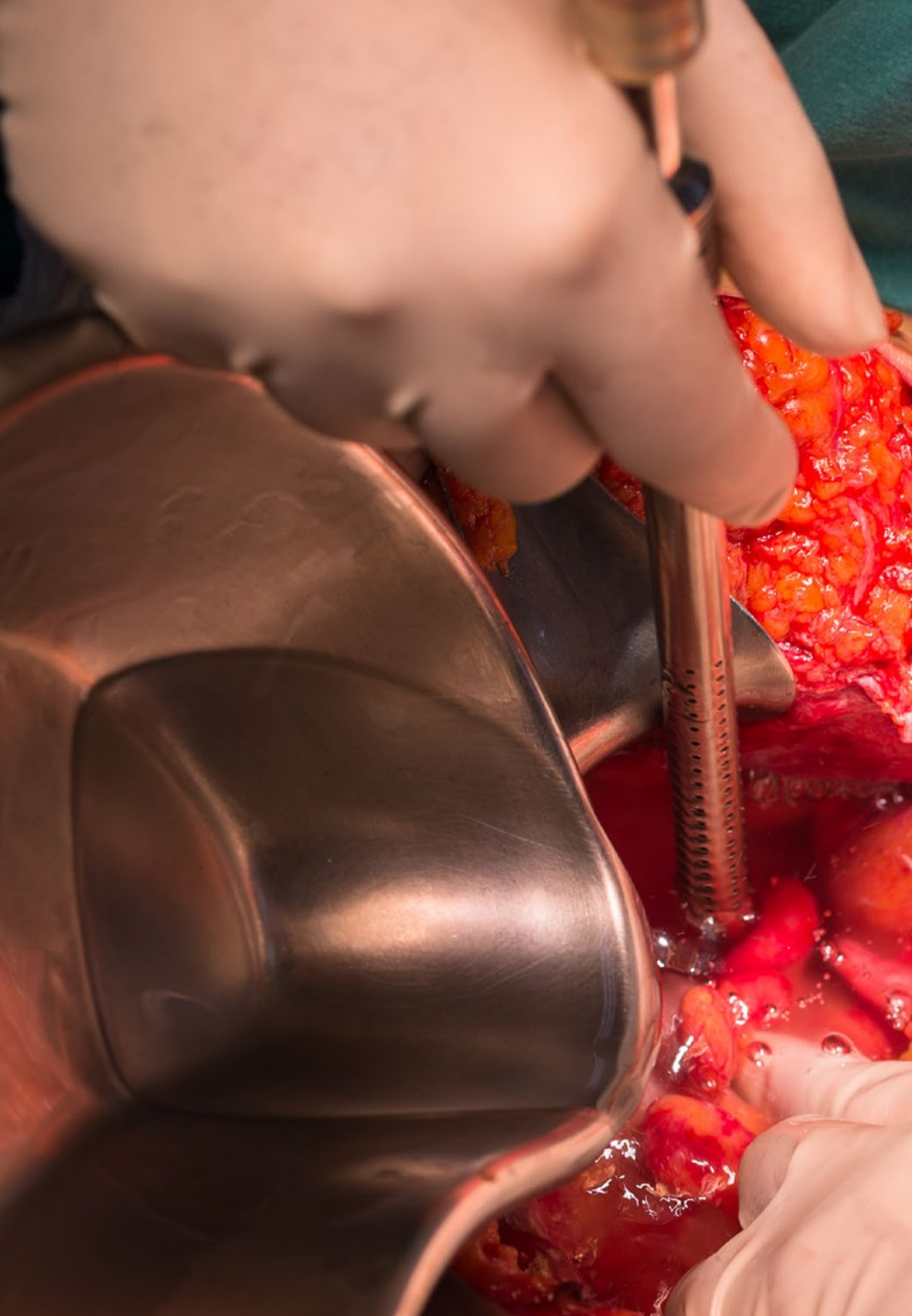
- ♦ General and Digestive System Surgery Physician at Puerta De Hierro University Hospital
- ♦ Specialist in General Surgery and Digestive Tract Surgery
- ♦ Graduate in Medicine and Surgery from the Francisco University of Vitoria

Dr. Garran, Cristina

- ♦ Resident Medical Intern in Radiation Oncology
- ♦ Physician in the Radiotherapy Service at the MD Anderson International Cancer Center
- ♦ Specialist in Oncology, University of Navarra
- ♦ Degree in Medicine and Surgery

Dr. Morales Artero, Sonia

- ♦ Assistant Physician of the General Surgery and Digestive System Service of El Escorial University Hospital
- ♦ Specialist in General Surgery and Digestive Tract Surgery
- ♦ Degree in Medicine and Surgery



Dr. Barrio González, Sonsoles

- ◆ Specialist in Digestive System at the Jiménez Díaz HU Foundation
- ◆ Specialist in Inflammatory Bowel Disease
- ◆ Graduate in Medicine from the Complutense University of Madrid

Dr. Iparraguirre, Miguel

- ◆ Specialist in General Digestive Surgery at Gregorio Marañón University Hospital
- ◆ Specialist in General and Digestive System Surgery at El Escorial University Hospital
- ◆ Specialist in General and Digestive System Surgery, Advanced Laparoscopic Surgery and Robotic Surgery
- ◆ Master's Degree in Abdominal Oncological Surgery
- ◆ Degree in Medicine and Surgery from the University of Carabobo

Dr. Cereceda Barbero, Pablo

- ◆ Specialist in General Surgery and Digestive System at Gregorio Marañón Hospital
- ◆ Master's Degree in Quality Management
- ◆ Master's Degree in Major Outpatient Surgery
- ◆ Master's Degree in Medical and Clinical Management
- ◆ Degree in Medicine and Surgery by the Complutense University of Madrid

Dr. Vega, Eduardo

- ◆ Hepato-Bilio-Pancreatic Surgeon in the Department of Surgery at the St. Elizabeth Medical Center
- ◆ Postdoctoral Researcher in the Department of Surgical Oncology at MD Anderson Cancer Center
- ◆ General Surgeon at Sotero del Rio Hospital
- ◆ Specialist in Minimally Invasive Hepatopancreatobiliary Surgery at Tufts University

Dr. González Morales, Alejandro

- ◆ Area Specialist in the Phase 1 Clinical Trials Unit at the Intercenter Clinical Management Unit of Medical Oncology
- ◆ Area Specialist in the Digestive and Thoracic Tumors Unit at the University Hospital of Málaga
- ◆ Area Specialist in the Digestive Tumors Unit MD Anderson Cancer Center Hospital, Madrid
- ◆ Medical Oncology Area Specialist at the Móstoles University Hospital
- ◆ Resident Medical Oncology Intern at the University Hospital of Burgos

Dr. Martín Valadés, José Ignacio

- ◆ Head of the Digestive Tumors Section at MD Anderson Center
- ◆ Assistant Physician, Digestive Tumors Unit, Jiménez Díaz Foundation University Hospital
- ◆ Assistant Physician at the Medical Oncology Service of the Príncipe de Asturias University Hospital
- ◆ Medical Oncologist at Moncloa Hospital
- ◆ Specialist in Medical Oncology at the Jiménez Díaz Foundation University Hospital
- ◆ Degree in Medicine and Surgery from the Autonomous University of Madrid

Dr. Martín Prieto, Libertad

- ◆ Specialist in General and Digestive Surgery at El Escorial Hospital
- ◆ Doctor in Medicine and Surgery by UAM
- ◆ Graduate in Medicine from the Complutense University of Madrid





Dr. Larraz Mora, Elena

- ◆ Head of the General and Digestive System Surgery Department at El Escorial University Hospital
- ◆ Specialist in General Surgery and Digestive Tract Surgery
- ◆ Professional Master's Degree in Major Outpatient Surgery, Francisco de Vitoria University
- ◆ Master's Degree in Hospital Management from the University of Alcalá de Henares
- ◆ D. in Medicine and Surgery from the UCM
- ◆ Degree in Medicine from the Complutense University of Madrid

“

A unique, crucial and decisive learning experience to boost your professional development"

04

Structure and Content

TECH's Postgraduate Certificate in Colorectal Oncologic Surgery is a 100% online qualification aimed at physicians seeking to update their professional profile in this specialty. The module on Colorectal Oncologic Surgery is divided into ten sections covering from the epidemiology and etiopathogenesis of colorectal cancer to surgical treatment in special situations. Participants will learn about the diagnosis and staging of colorectal adenocarcinoma, as well as polyposis syndromes and endoscopic management of precursor lesions and early cancer. Topics related to the surgical anatomy of the pelvis and the different options for medical and radiotherapeutic treatment options in colorectal cancer. All this in a dynamic study material, distributed in varied multimedia resources and available for consultation or download.



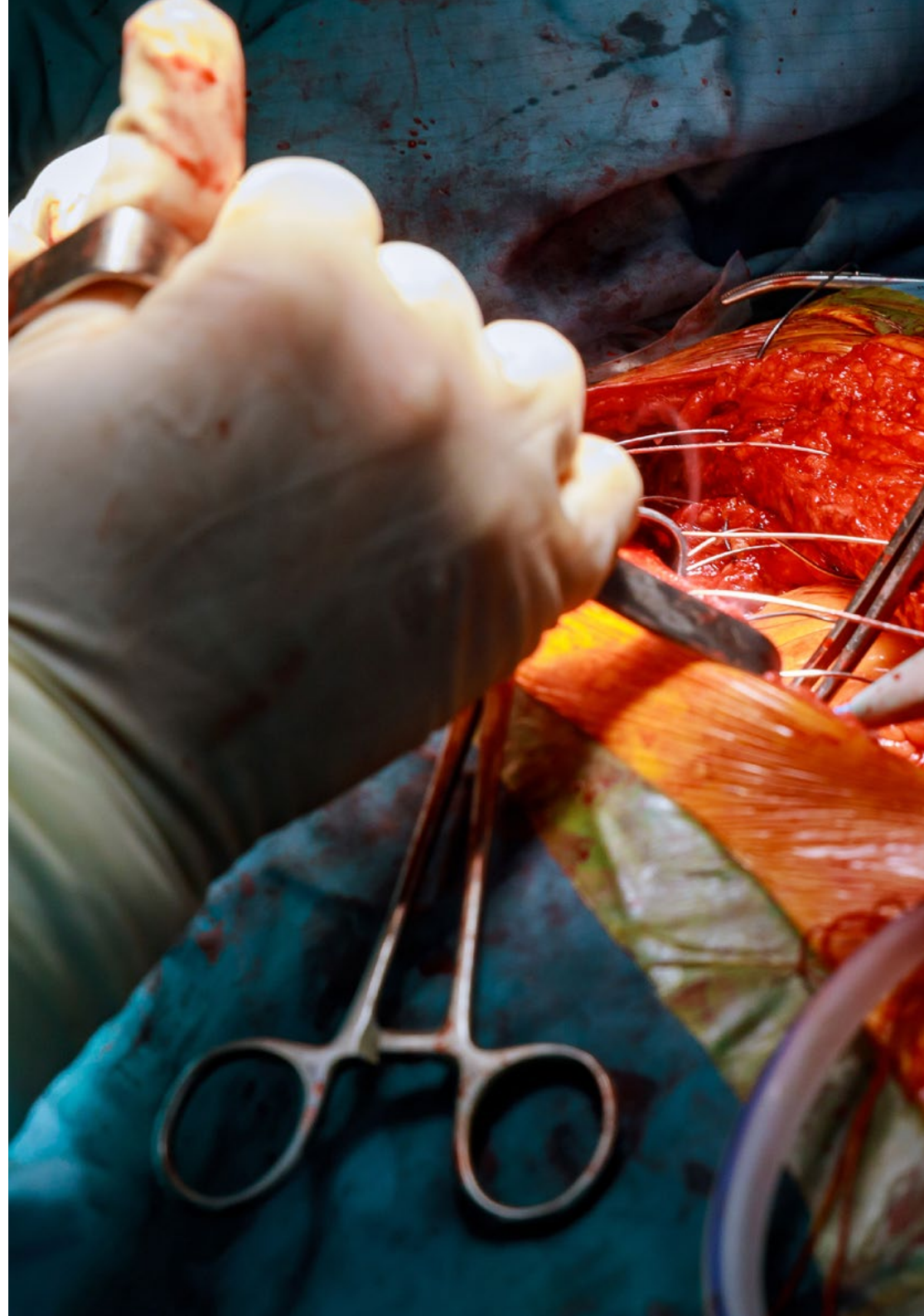


“

Thanks to the Relearning methodology and 100% online study system, you will be able to access a complete academic itinerary in an agile way and at your own pace"

Module 1. Colorectal Oncologic Surgery

- 1.1. Colorectal Cancer
 - 1.1.1. Epidemiology and Etiopathogenesis
 - 1.1.2. Diagnosis and Staging
 - 1.1.3. Follow-up and Prognosis of Colorectal Adenocarcinoma
- 1.2. Polyposis Syndromes
 - 1.2.1. Diagnosis
 - 1.2.2. Treatment
 - 1.2.3. Monitoring
- 1.3. Endoscopic Management of Precursor Lesions and Early Cancer
 - 1.3.1. Biliopancreatic Precursor Lesions
 - 1.3.2. Early Cancer
 - 1.3.3. Decisions after Endoscopic Resection
- 1.4. Surgical Treatment of Colon Cancer Fundamental Concepts about Ostomies
 - 1.4.1. Right Colon
 - 1.4.2. Transverse Colon
 - 1.4.3. Left Colon
 - 1.4.4. Colostomies and Ileostomies
- 1.5. Surgical Anatomy of the Pelvis
 - 1.5.1. General Concepts
 - 1.5.2. Male Pelvis
 - 1.5.3. Female Pelvis
- 1.6. Surgical Treatment of Rectal Cancer
 - 1.6.1. Early Stages
 - 1.6.2. Advanced Stages
 - 1.6.3. Functional Sequelae





- 1.7. Medical Oncology in Colorectal Cancer
 - 1.7.1. Non-Metastatic Colorectal Cancer
 - 1.7.2. Metastatic Colorectal Cancer
 - 1.7.3. Palliative Treatment
- 1.8. Radiation Oncology in Colorectal Cancer
 - 1.8.1. Radiotherapy in Rectal Cancer
 - 1.8.2. Radiotherapy in Pelvic Recurrence
 - 1.8.3. Radiotherapy in Special Situations
- 1.9. Total Neoadjuvant Treatment in Rectal Cancer Watch and Wait
 - 1.9.1. Concept and Justification of TNT
 - 1.9.2. Current TNT Schemes
 - 1.9.3. Watch and Wait Concept, Handling and Indications
- 1.10. Surgical Treatment in Special Situations
 - 1.10.1. Pelvic Recurrence of Rectal Cancer
 - 1.10.2. Positive Pelvic Adenopathies in Rectal Cancer
 - 1.10.3. Retroperitoneal Lymph Node Recurrence: Surgery vs. Radiotherapy



This Postgraduate Certificate in Colorectal Oncologic Surgery is a unique opportunity to update your knowledge with the most experienced teachers and the highest quality content. Enroll now”

05

Study Methodology

TECH is the world's first university to combine the case study methodology with Relearning, a 100% online learning system based on guided repetition.

This disruptive pedagogical strategy has been conceived to offer professionals the opportunity to update their knowledge and develop their skills in an intensive and rigorous way. A learning model that places students at the center of the educational process giving them the leading role, adapting to their needs and leaving aside more conventional methodologies.



“

TECH will prepare you to face new challenges in uncertain environments and achieve success in your career”


The student: the priority of all TECH programs

In TECH's study methodology, the student is the main protagonist. The teaching tools of each program have been selected taking into account the demands of time, availability and academic rigor that, today, not only students demand but also the most competitive positions in the market.

With TECH's asynchronous educational model, it is students who choose the time they dedicate to study, how they decide to establish their routines, and all this from the comfort of the electronic device of their choice. The student will not have to participate in live classes, which in many cases they will not be able to attend. The learning activities will be done when it is convenient for them. They can always decide when and from where they want to study.

“

*At TECH you will NOT have live classes
(which you might not be able to attend)”*



The most comprehensive study plans at the international level

TECH is distinguished by offering the most complete academic itineraries on the university scene. This comprehensiveness is achieved through the creation of syllabi that not only cover the essential knowledge, but also the most recent innovations in each area.

By being constantly up to date, these programs allow students to keep up with market changes and acquire the skills most valued by employers. In this way, those who complete their studies at TECH receive a comprehensive education that provides them with a notable competitive advantage to further their careers.

And what's more, they will be able to do so from any device, pc, tablet or smartphone.

“*TECH's model is asynchronous, so it allows you to study with your pc, tablet or your smartphone wherever you want, whenever you want and for as long as you want*”

Case Studies and Case Method

The case method has been the learning system most used by the world's best business schools. Developed in 1912 so that law students would not only learn the law based on theoretical content, its function was also to present them with real complex situations. In this way, they could make informed decisions and value judgments about how to resolve them. In 1924, Harvard adopted it as a standard teaching method.

With this teaching model, it is students themselves who build their professional competence through strategies such as Learning by Doing or Design Thinking, used by other renowned institutions such as Yale or Stanford.

This action-oriented method will be applied throughout the entire academic itinerary that the student undertakes with TECH. Students will be confronted with multiple real-life situations and will have to integrate knowledge, research, discuss and defend their ideas and decisions. All this with the premise of answering the question of how they would act when facing specific events of complexity in their daily work.



Relearning Methodology

At TECH, case studies are enhanced with the best 100% online teaching method: Relearning.

This method breaks with traditional teaching techniques to put the student at the center of the equation, providing the best content in different formats. In this way, it manages to review and reiterate the key concepts of each subject and learn to apply them in a real context.

In the same line, and according to multiple scientific researches, reiteration is the best way to learn. For this reason, TECH offers between 8 and 16 repetitions of each key concept within the same lesson, presented in a different way, with the objective of ensuring that the knowledge is completely consolidated during the study process.

Relearning will allow you to learn with less effort and better performance, involving you more in your specialization, developing a critical mindset, defending arguments, and contrasting opinions: a direct equation to success.



A 100% online Virtual Campus with the best teaching resources

In order to apply its methodology effectively, TECH focuses on providing graduates with teaching materials in different formats: texts, interactive videos, illustrations and knowledge maps, among others. All of them are designed by qualified teachers who focus their work on combining real cases with the resolution of complex situations through simulation, the study of contexts applied to each professional career and learning based on repetition, through audios, presentations, animations, images, etc.

The latest scientific evidence in the field of Neuroscience points to the importance of taking into account the place and context where the content is accessed before starting a new learning process. Being able to adjust these variables in a personalized way helps people to remember and store knowledge in the hippocampus to retain it in the long term. This is a model called Neurocognitive context-dependent e-learning that is consciously applied in this university qualification.

In order to facilitate tutor-student contact as much as possible, you will have a wide range of communication possibilities, both in real time and delayed (internal messaging, telephone answering service, email contact with the technical secretary, chat and videoconferences).

Likewise, this very complete Virtual Campus will allow TECH students to organize their study schedules according to their personal availability or work obligations. In this way, they will have global control of the academic content and teaching tools, based on their fast-paced professional update.



The online study mode of this program will allow you to organize your time and learning pace, adapting it to your schedule”

The effectiveness of the method is justified by four fundamental achievements:

1. Students who follow this method not only achieve the assimilation of concepts, but also a development of their mental capacity, through exercises that assess real situations and the application of knowledge.
2. Learning is solidly translated into practical skills that allow the student to better integrate into the real world.
3. Ideas and concepts are understood more efficiently, given that the example situations are based on real-life.
4. Students like to feel that the effort they put into their studies is worthwhile. This then translates into a greater interest in learning and more time dedicated to working on the course.

The university methodology top-rated by its students

The results of this innovative teaching model can be seen in the overall satisfaction levels of TECH graduates.


The students' assessment of the quality of teaching, quality of materials, course structure and objectives is excellent. Not surprisingly, the institution became the best rated university by its students on the Trustpilot review platform, obtaining a 4.9 out of 5.

Access the study contents from any device with an Internet connection (computer, tablet, smartphone) thanks to the fact that TECH is at the forefront of technology and teaching.

You will be able to learn with the advantages that come with having access to simulated learning environments and the learning by observation approach, that is, Learning from an expert.



As such, the best educational materials, thoroughly prepared, will be available in this program:



Study Material

All teaching material is produced by the specialists who teach the course, specifically for the course, so that the teaching content is highly specific and precise. This content is then adapted in an audiovisual format that will create our way of working online, with the latest techniques that allow us to offer you high quality in all of the material that we provide you with.



Practicing Skills and Abilities

You will carry out activities to develop specific competencies and skills in each thematic field. Exercises and activities to acquire and develop the skills and abilities that a specialist needs to develop within the framework of the globalization we live in.



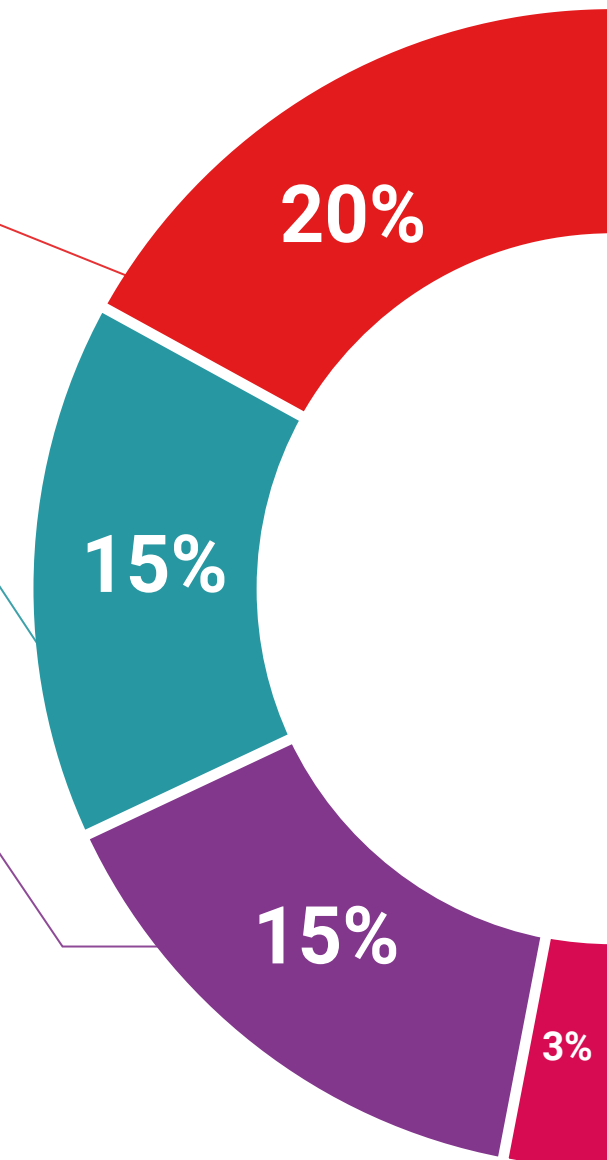
Interactive Summaries

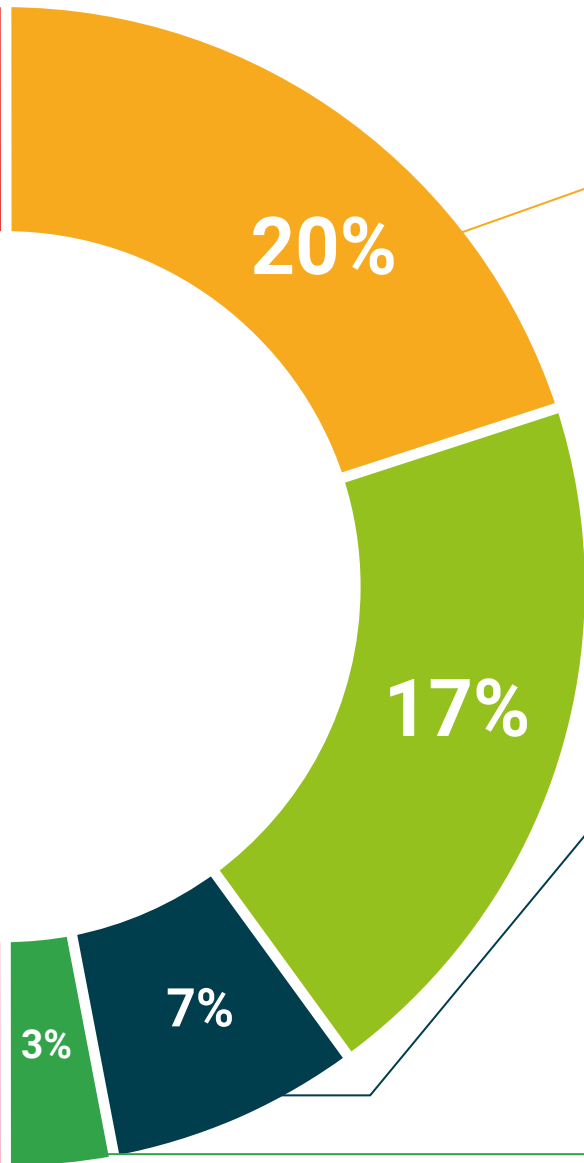
We present the contents attractively and dynamically in multimedia lessons that include audio, videos, images, diagrams, and concept maps in order to reinforce knowledge. This exclusive educational system for presenting multimedia content was awarded by Microsoft as a "European Success Story".



Additional Reading

Recent articles, consensus documents, international guides... In our virtual library you will have access to everything you need to complete your education.





Case Studies

Students will complete a selection of the best case studies in the field. Cases that are presented, analyzed, and supervised by the best specialists in the world.



Testing & Retesting

We periodically assess and re-assess your knowledge throughout the program. We do this on 3 of the 4 levels of Miller's Pyramid.



Classes

There is scientific evidence suggesting that observing third-party experts can be useful. Learning from an expert strengthens knowledge and memory, and generates confidence for future difficult decisions.



Quick Action Guides

TECH offers the most relevant contents of the course in the form of worksheets or quick action guides. A synthetic, practical and effective way to help students progress in their learning.



06 Certificate

The Postgraduate Certificate in Colorectal Oncologic Surgery guarantees students, in addition to the most rigorous and up-to-date education, access to a Postgraduate Certificate issued by TECH Global University.



“

Successfully complete this program and receive your university qualification without having to travel or fill out laborious paperwork”

This private qualification will allow you to obtain a **Postgraduate Certificate in Colorectal Oncologic Surgery** endorsed by **TECH Global University**, the world's largest online university.

TECH Global University is an official European University publicly recognized by the Government of Andorra ([official bulletin](#)). Andorra is part of the European Higher Education Area (EHEA) since 2003. The EHEA is an initiative promoted by the European Union that aims to organize the international training framework and harmonize the higher education systems of the member countries of this space. The project promotes common values, the implementation of collaborative tools and strengthening its quality assurance mechanisms to enhance collaboration and mobility among students, researchers and academics.

This **TECH Global University** private qualification is a European program of continuing education and professional updating that guarantees the acquisition of competencies in its area of knowledge, providing a high curricular value to the student who completes the program.

Title: **Postgraduate Certificate in Colorectal Oncologic Surgery**

Modality: **online**

Duration: **6 weeks**

Accreditation: **6 ECTS**



*Apostille Convention. In the event that the student wishes to have their paper diploma issued with an apostille, TECH Global University will make the necessary arrangements to obtain it, at an additional cost.



Postgraduate Certificate Colorectal Oncologic Surgery

- » Modality: online
- » Duration: 6 weeks
- » Certificate: TECH Global University
- » Accreditation: 6 ECTS
- » Schedule: at your own pace
- » Exams: online

Postgraduate Certificate Colorectal Oncologic Surgery

