

# Postgraduate Certificate Clinical Trials Monitoring



## Postgraduate Certificate Clinical Trials Monitoring

- » Modality: online
- » Duration: 12 weeks
- » Certificate: TECH Global University
- » Credits: 12 ECTS
- » Schedule: at your own pace
- » Exams: online

Website: [www.techtute.com/us/medicine/postgraduate-certificate/clinical-trials-monitoring](http://www.techtute.com/us/medicine/postgraduate-certificate/clinical-trials-monitoring)

# Index

01

Introduction

---

*p. 4*

02

Objectives

---

*p. 8*

03

Course Management

---

*p. 12*

04

Structure and Content

---

*p. 16*

05

Methodology

---

*p. 24*

06

Certificate

---

*p. 32*

# 01

# Introduction

The monitoring of clinical trials is one of the most important facets of medical research, since the person responsible for this process must validate the results achieved, which is the basis for improving the quality of life of patients.





“

*The goal of healthcare is to achieve a cure for diseases and a better quality of life for patients. Investing in research is important, but so is having specialized professionals”*

The Postgraduate Certificate in Clinical Trials Monitoring provides students with comprehensive training in the field of clinical research, a key element in the discovery of new drugs to improve the quality of life of patients. A key role in this process is played by the trial monitor, who is responsible for ensuring that the results obtained are reliable.

The monitoring of the clinical trial is one of the fundamental sections of this program, since it defines the figure of the sponsor, an essential element for the design and conduct of the research.

In this case, the main functions of the sponsor are analyzed, including the design of the protocol on the basis of which the entire clinical trial is developed, and the promoter's responsibility for the "verification of the adequate and effective monitoring of the clinical trial" is evaluated, in order to establish the close relationship between the sponsor and the monitor.

As such, it specifies the profile of the monitor and the skills and abilities to ensure the proper functioning of the study within the research center, complying with Good Clinical Practice standards and protocol requirements.

On the other hand, the final part of the clinical trial and the SOPs (Standard Operating Procedures) that the CROs (Clinical Research Organization) propose to the monitors will also be shown.

In short, a global vision of the monitoring process is presented, so that the healthcare professional will be able to acquire specialized knowledge that will serve as a guide for carrying out this work in a specialized center.

This **Postgraduate Certificate in Clinical Trials Monitoring** contains the most complete and up-to-date educational program on the market. The most important features include:

- The development of practical case studies presented by experts in Clinical Trials Monitoring
- The graphic, schematic, and practical contents with which they are created, provide scientific and practical information on the disciplines that are essential for professional development
- New developments in Clinical Trials
- Practical exercises where self-assessment can be used to improve learning
- Special emphasis on innovative methodologies in Clinical Trials
- Theoretical lessons, questions to the expert, debate forums on controversial topics, and individual reflection assignments
- Content that is accessible from any fixed or portable device with an internet connection



*Expand your knowledge through this Postgraduate Certificate in Clinical Trials Monitoring that will allow you to specialize until you achieve excellence in this field"*

“

*This Postgraduate Certificate is the best investment you can make when selecting a refresher program for two reasons: in addition to updating your knowledge in Clinical Trials Monitoring, you will obtain a qualification endorsed by the world's largest digital university, TECH"*

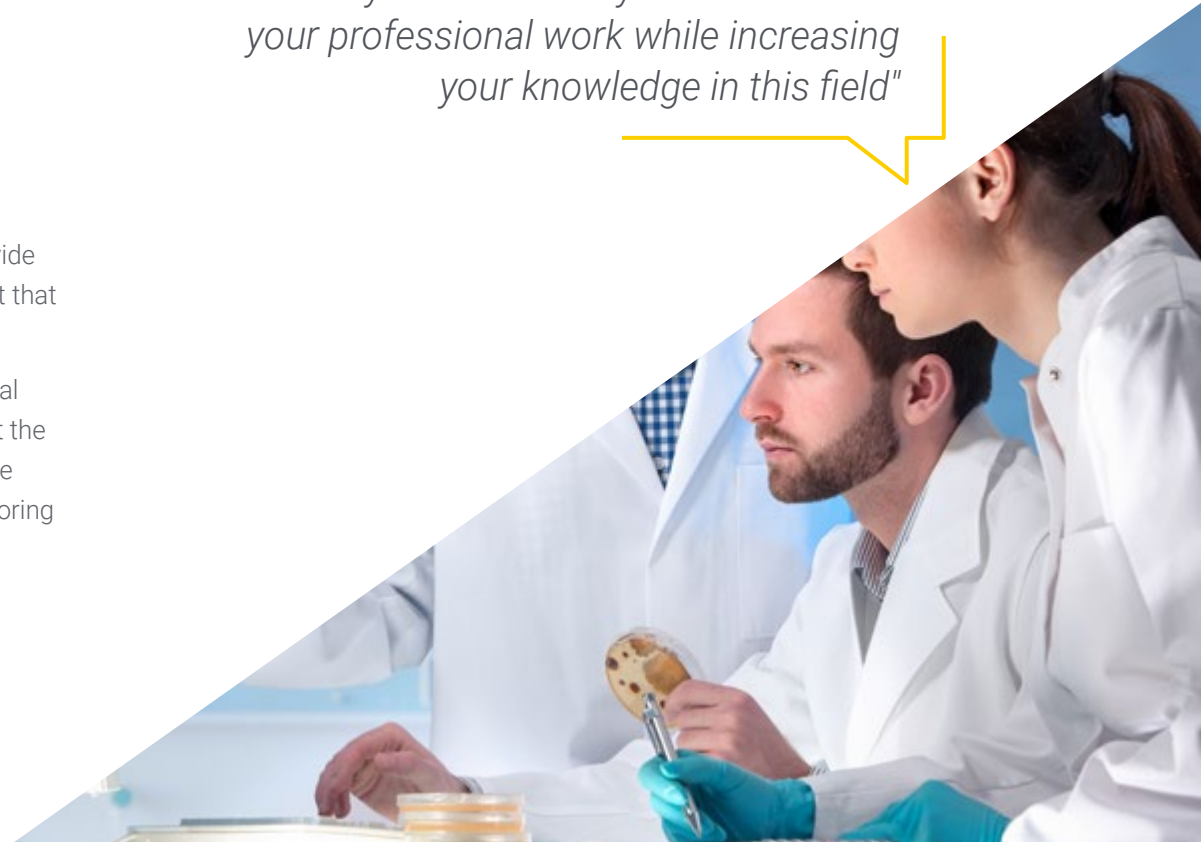
The teaching staff includes professionals from the Health sector, who bring their experience to this training program, as well as renowned specialists from leading societies and prestigious universities.

The multimedia content, developed with the latest educational technology, will provide the professional with situated and contextual learning, i.e., a simulated environment that will provide immersive training programmed to train in real situations.

This program is designed around Problem-Based Learning, whereby the professional must try to solve the different professional practice situations that arise throughout the program. For this purpose, the professor will be assisted by an innovative interactive video system developed by renowned and experienced experts in the field of Monitoring of Clinical Trials.

*Do not hesitate to take this program with us. You will find the best teaching material with virtual lessons"*

*This 100% online Postgraduate Certificate will allow you to balance your studies with your professional work while increasing your knowledge in this field"*



02

# Objectives

The Postgraduate Certificate in Clinical Trials Monitoring is aimed at facilitating the performance of the research professional with the latest advances and most innovative treatments in the sector.





“

*Thanks to this Postgraduate Certificate you will be able to specialize in Clinical Trials Monitoring and learn about the latest advances in the field"*



## General Objectives

---

- Establish the different roles that exist in the figure of the clinical trial sponsor, its function and its relationship with the investigational center
- Substantiate the concept of monitoring
- Analyze the content of a clinical research protocol and recognize the commitment that a good compliance with it entails
- Master the skills necessary for project development and management.
- Define the monitoring process of a clinical trial, having the necessary documentation, tools and guidance for this role, taking into account the main problems that may be encountered
- Present the latest scientific advances in clinical trial monitoring tasks, with knowledge adapted to the real needs of companies in the pharmaceutical sector
- Present the wide range of tasks involved in conducting a CT and what is involved at each stage of the clinical trial
- Explain the practical aspects of conducting a CT and the role of the monitor of a clinical trial





## Specific Objectives

---

- ◆ Specify both the professional profile of the clinical trial monitor and the skills that must be developed to carry out the monitoring process of a clinical trial
  - ◆ Establish your responsibility in the selection of the center and in the initiation of the study
  - ◆ Justify the importance of the monitor in ensuring, during the trial, the correct compliance with the procedures and activities established by the protocol and the Good Clinical Practice Guidelines
  - ◆ Generate knowledge on the practical aspects of visits prior to the start of the clinical trial
  - ◆ Present the basis for the essential documentation for the implementation of the clinical trial at the center
  - ◆ Train the student in the correct handling of a pre-selection visit and initiation in the research center
  - ◆ Assess the involvement of the Hospital Pharmacy Service in the management, control and traceability of the medication in the study
  - ◆ Justify the importance of maintaining good communication between team members involved in the development of a clinical trial
  - ◆ Establish the basic points of a monitoring and closing visit.
  - ◆ Develop the *Monitoring Plan* and Standard Operating Procedures (SOPs) at each stage of the clinical trial
- ◆ Present a data collection notebook and specify how to keep it up to date
  - ◆ Establish the data collection process to assess safety in a clinical trial Adverse Events (AEs) and Serious Adverse Events (SAEs)
  - ◆ Reproduce the management of a monitoring visit
  - ◆ Analyze the most common protocol deviations
  - ◆ Establish the important documents for a clinical trial
  - ◆ Submit a clinical trial monitor's guideline (monitoring plan)
  - ◆ Present the data collection notebooks
  - ◆ Develop important theoretical knowledge about closeout visits.
  - ◆ Establish the documentation to be prepared for closeout visits.
  - ◆ Specify the points to be reviewed in the closeout visits



*A unique, key, and decisive training experience to boost your professional development”*

03

# Course Management

The program's teaching staff includes leading experts in research and health, who bring the experience of their work to this training. Additionally, other recognized experts participate in its design and preparation, completing the program in an interdisciplinary manner.



“

*Leading experts in Clinical Trials  
Monitoring have come together to share  
with you all their knowledge in this field”*

## Management



### Dr. Gallego Lago, Vicente

- ♦ Doctoral studies with the qualification of Outstanding
- ♦ Honors Degree in Pharmacy from the Complutense University of Madrid
- ♦ Resident Internal Pharmacist Examination obtaining the No. 1 in this selective test
- ♦ Military pharmacist at HMC Gómez Ulla. Madrid
- ♦ Resident Internal Pharmacist (F.I.R) of the Pharmacy Service of the "12 de Octubre" Hospital. Madrid

## Teachers

### Ms. Benito Zafra, Ana

- ♦ Degree in Biology from the Autonomous University Madrid (2017)
- ♦ Master's Degree in Biochemistry, Molecular Biology and Biomedicine from the Complutense University of Madrid (2018)
- ♦ Coordinator of clinical trials and projects in the Heart Failure Unit at the Cardiology Department of the 12 de Octubre Hospital of Madrid

### Ms. De Torres Pérez, Diana

- ♦ Degree in Pharmacy from the Complutense University of Madrid
- ♦ Master's Degree in Coordination of Clinical Trials at ESAME
- ♦ Master's Degree in Study Coordinator in ESAME Pharmaceutical- Business School
- ♦ Trial Coordinator at the 12 de Octubre University Hospital, Cardiology Service (Hemodynamics and Arrhythmias)



**Ms. Onteniente Gomis, María del Mar**

- Degree in Veterinary Medicine from the University of Córdoba.
- 10 years of experience in consultation and anesthesia in companion animals

**Dr. Cano Armenteros, Montserrat**

- Master's Degree in Clinical Trials University of Seville
- Official Professional Master's Degree in Primary Care Research by the Miguel Hernández University of Alicante for the Doctorate Outstanding. Recognition from the University of Chicago
- Certificate of Pedagogical Aptitude (CAP) University of Alicante
- Bachelor's Degree in Biology. University of Alicante

# 04

# Structure and Content

The structure of the contents has been designed by the best professionals in the field of Clinical Trials Monitoring, with extensive experience and recognized prestige in the profession, backed by the volume of cases reviewed, studied and diagnosed, and with extensive knowledge of new technologies applied to the Monitoring of Clinical Trials.







“

*This Postgraduate Certificate in Clinical Trials Monitoring contains the most complete and up-to-date scientific program on the market”*

## Module 1. Monitoring of Clinical Trials (I)

- 1.1. Promoter I
  - 1.1.1. General Aspects
  - 1.1.2. Promoters Responsibilities
- 1.2. Promoter II
  - 1.2.1. Project Management
  - 1.2.2. Non-commercial Research
- 1.3. Protocol
  - 1.3.1. Definition and Content
  - 1.3.2. Protocol Compliance
- 1.4. Monitoring
  - 1.4.1. Introduction
  - 1.4.2. Definition
  - 1.4.3. Monitoring Objectives
  - 1.4.4. Types of Monitoring: Traditional and Risk-Based
- 1.5. Clinical Trial Monitor I
  - 1.5.1. Who can be a Monitor?
  - 1.5.2. CRO: *Clinical Research Organization*
  - 1.5.3. Monitoring Plan
- 1.6. Clinical Monitor II
  - 1.6.1. Monitors Responsibilities
  - 1.6.2. Verification of Source Documents Source Documents Verification (SDV)
  - 1.6.3. Monitors Report and Monitoring Letter
- 1.7. Selection Visit
  - 1.7.1. Researcher Selection
  - 1.7.2. Aspects to take into account
  - 1.7.3. Suitability of Facilities
  - 1.7.4. Visit to other Hospital Services
  - 1.7.5. Deficiencies in Study Facilities and Staffing
- 1.8. *Start Up* in a Clinical Research Center
  - 1.8.1. Definition and Functionality
  - 1.8.2. Essential Documents at the Beginning of the Trial

- 1.9. Initiation Visit
  - 1.9.1. Objective
  - 1.9.2. Preparing the Initiation Visit
  - 1.9.3. Investigators File
  - 1.9.4. Investigator Meeting
- 1.10. Hospital Pharmacy Initiation Visit
  - 1.10.1. Objective
  - 1.10.2. Investigational Drug Management
  - 1.10.3. Temperature Control
  - 1.10.4. General Deviation Procedure

## Module 2. Monitoring of Clinical Trials (II)

- 2.1. Follow-Up Visit
  - 2.1.1. Preparation
    - 2.1.1.1. Letter Confirming the Visit
    - 2.1.1.2. Preparation
  - 2.1.2. Center Development
    - 2.1.2.1. Documentation Review
    - 2.1.2.2. SAEs
    - 2.1.2.3. Inclusion and Exclusion Criteria
    - 2.1.2.4. Collate
  - 2.1.3. Research Team Training
    - 2.1.3.1. Monitoring
      - 2.1.3.1.1. Monitoring Report Preparation
      - 2.1.3.1.2. Issue Tracking
      - 2.1.3.1.3. Team Support
      - 2.1.3.1.4. Monitoring Letter



- 2.1.3.2. Temperature
  - 2.1.3.2.1. Adequate Medication
  - 2.1.3.2.2. Reception
  - 2.1.3.2.3. Expiration
  - 2.1.3.2.4. Dispensing
  - 2.1.3.2.5. Setting Up
  - 2.1.3.2.6. Return
  - 2.1.3.2.7. Storage
  - 2.1.3.2.8. Documentation
- 2.1.3.3. Samples
  - 2.1.3.3.1. Local and Central
  - 2.1.3.3.2. Types
  - 2.1.3.3.3. Temperature Registration
  - 2.1.3.3.4. Calibration/Maintenance Certificate
- 2.1.3.4. Meeting with the Research Team
  - 2.1.3.4.1. Signature of Pending Documentation
  - 2.1.3.4.2. Discussion of Findings
  - 2.1.3.4.3. Re-Training
  - 2.1.3.4.4. Corrective Actions
- 2.1.3.5. Review of ISF (*Investigator Site File*)
  - 2.1.3.5.1. Clinical Investigations (CIs) and Protocols
  - 2.1.3.5.2. New Approvals from the Ethics Committee and the AEMPS
  - 2.1.3.5.3. LOGs
  - 2.1.3.5.4. Site Visit Letter
  - 2.1.3.5.5. New Documentation
- 2.1.3.6. Suspected Unexpected Serious Adverse Reactions (SUSARs)
  - 2.1.3.6.1. Concept
  - 2.1.3.6.2. Principal Investigator Review
- 2.1.3.7. Electronic Notebook

- 2.2. *Close-Out Visit*
  - 2.2.1. Definition
  - 2.2.2. Reasons for Close-Out Visits
    - 2.2.2.1. Completion of the Clinical Trial
    - 2.2.2.2. Not Complying with Protocol
    - 2.2.2.3. Not Complying with Good Clinical Practices
    - 2.2.2.4. At the Investigators Request
    - 2.2.2.5. Low Recruitment
  - 2.2.3. Procedures and Responsibilities
    - 2.2.3.1. Before the Close-Out Visit
    - 2.2.3.2. During the Close-Out Visit
    - 2.2.3.3. After the Close-Out Visit
  - 2.2.4. Pharmacy Close-Out Visit
  - 2.2.5. Final Report
  - 2.2.6. Conclusions
- 2.3. *Queries Management, Database Slicing*
  - 2.3.1. Definition
  - 2.3.2. Queries Rules
  - 2.3.3. How are *Queries* Generated?
    - 2.3.3.1. Automatically
    - 2.3.3.2. By the Monitor
    - 2.3.3.3. By an External Reviewer
  - 2.3.4. When are Queries Generated?
    - 2.3.4.1. After a Monitoring Visit
    - 2.3.4.2. Close to Closing a Database
  - 2.3.5. Query Status
    - 2.3.5.1. Open
    - 2.3.5.2. Pending Revision
    - 2.3.5.3. Closed
  - 2.3.6. Database Slicing
    - 2.3.6.1. Most Frequent Database Slicing Errors



- 2.3.7. Conclusions
- 2.4. AE Management and SAE Notification
  - 2.4.1. Definitions
    - 2.4.1.1. Adverse Events "Adverse Event" (AE)
    - 2.4.1.2. Adverse Reactions (AR)
    - 2.4.1.3. Serious Adverse Event (SAE) or Serious Adverse Reaction (SAR).
    - 2.4.1.4. Suspected Unexpected Serious Adverse Reaction (SUSAR) (SUSAR)
  - 2.4.2. Data to be Collected by the Researcher
  - 2.4.3. Collection and Assessment of the Safety Data Obtained in the Clinical Trial
    - 2.4.3.1. Description
    - 2.4.3.2. Dates
    - 2.4.3.3. Unraveling
    - 2.4.3.4. Intensity
    - 2.4.3.5. Actions Taken
    - 2.4.3.6. Causal Relationship
    - 2.4.3.7. Basic Questions
      - 2.4.3.7.1. Who Notifies, What is Notified, Who is Notified, How are they Notified, When are they Notified?
  - 2.4.4. Procedures for the Communication of AE/AR with Investigational Drugs
    - 2.4.4.1. Expedited Notification of Individual Cases
    - 2.4.4.2. Periodic Security Reports
    - 2.4.4.3. "Ad hoc" Security Reports
    - 2.4.4.4. Annual Reports
  - 2.4.5. Special Interest Events
  - 2.4.6. Conclusions
- 2.5. Clinical Research Associate (CRA) Standard Operating Procedures *Standard Operating Procedures (SOP)*
  - 2.5.1. Definition and objectives
  - 2.5.2. Writing a SOP
    - 2.5.2.1. Procedure
    - 2.5.2.2. Format
    - 2.5.2.3. Implementation
    - 2.5.2.4. Review
  - 2.5.3. SOP *Feasibility and Site Qualification Visit*
    - 2.5.3.1. Procedures
  - 2.5.4. SOP Initiation Visit
    - 2.5.4.1. Procedures Prior to the Initiation Visit
    - 2.5.4.2. Procedures During the Initiation Visit
    - 2.5.4.3. Monitoring Initiation Visit Procedures
  - 2.5.5. SOP Monitoring Visit
    - 2.5.5.1. Procedures Prior to the Monitoring Visit
    - 2.5.5.2. Procedures During the Monitoring Visit
    - 2.5.5.3. Monitoring Letter
  - 2.5.6. SOP for Close-Out Visit
    - 2.5.6.1. Preparing the Close-Out Visit
    - 2.5.6.2. Manage the Close-Out Visit
    - 2.5.6.3. Monitoring After a Close-Up Visit
  - 2.5.7. Conclusions
- 2.6. Quality Guarantee. Audits and Inspections
  - 2.6.1. Definition
  - 2.6.2. Legal Framework
  - 2.6.3. Types of Audits
    - 2.6.3.1. Internal Audits
    - 2.6.3.2. External Audits or Inspections
  - 2.6.4. How Prepare an Audit
  - 2.6.5. Principal Findings
  - 2.6.6. Conclusions
- 2.7. Protocol Deviations
  - 2.7.1. Criteria
    - 2.7.1.1. Non-Compliance with Inclusion Criteria
    - 2.7.1.2. Compliance with Exclusion Criteria
  - 2.7.2. International Classification of Functioning (ICF) Deficiencies
    - 2.7.2.1. Correct Signatures on Documents (CI, LOG)
    - 2.7.2.2. Correct Dates
    - 2.7.2.3. Correct Documentation
    - 2.7.2.4. Correct Storage
    - 2.7.2.5. Correct Version

- 2.7.3. Out-Of-Window Visits
  - 2.7.4. Poor or Wrong Documentation
  - 2.7.5. The 5 Rights Medication Administration
    - 2.7.5.1. Right Patient
    - 2.7.5.2. Right Drug
    - 2.7.5.3. Right Time
    - 2.7.5.4. Right Dose
    - 2.7.5.5. Right Route
  - 2.7.6. Missing Samples and Parameters
    - 2.7.6.1. Missing Samples
    - 2.7.6.2. Parameter Not Performed
    - 2.7.6.3. Sample Not Sent On Time
    - 2.7.6.4. Time of Sample Collection
    - 2.7.6.5. Request for Kits Out of Time
  - 2.7.7. Information Privacy
    - 2.7.7.1. Information Security
    - 2.7.7.2. Reporting Security
    - 2.7.7.3. Photo Security
  - 2.7.8. Temperature Deviations
    - 2.7.8.1. Register
    - 2.7.8.2. Inform.
    - 2.7.8.3. Act
  - 2.7.9. Open Blinding at the Wrong Time
  - 2.7.10. PI Availability
    - 2.7.10.1. Not Updated in Interactive Voice Response Services (IVRS)
    - 2.7.10.2. Not Sent on Time
    - 2.7.10.3. Not Registered on Time
    - 2.7.10.4. Broken Stock
  - 2.7.11. Forbidden Medication
  - 2.7.12. *Key and Non-Key*
- 2.8. Source and Essential Documents
    - 2.8.1. Features
    - 2.8.2. Source Documents Location
    - 2.8.3. Source Document Access
    - 2.8.4. Source Document Types
    - 2.8.5. How to Correct a Source Document
    - 2.8.6. Source Document Retention Time
    - 2.8.7. Main Components of the Medical History
    - 2.8.8. Investigator's Brochure (IB)
  - 2.9. *Monitoring Plan*
    - 2.9.1. Visits
    - 2.9.2. Frequency
    - 2.9.3. Organisation
    - 2.9.4. Confirmation
    - 2.9.5. Site Issues Categorization
    - 2.9.6. Communication with Researchers
    - 2.9.7. Research Team Training
    - 2.9.8. Trial Master File
    - 2.9.9. Reference Documents
    - 2.9.10. Electronic Notebooks Remote Review
    - 2.9.11. *Data Privacy*
    - 2.9.12. Center Management Activities
  - 2.10. Data Collection Notebooks
    - 2.10.1. Concept and History
    - 2.10.2. Timeline Compliance
    - 2.10.3. Data Validation
    - 2.10.4. Management of Data Inconsistencies or Queries
    - 2.10.5. Data Exports
    - 2.10.6. Security and Roles
    - 2.10.7. Traceability and Logs
    - 2.10.8. Report Generation
    - 2.10.9. Notifications and Alerts
    - 2.10.10. Electronic Notebook vs. Paper Notebook



“

*This training will allow you to advance in your career comfortably”*

# 05 Methodology

This academic program offers students a different way of learning. Our methodology uses a cyclical learning approach: **Relearning**.

This teaching system is used, for example, in the most prestigious medical schools in the world, and major publications such as the **New England Journal of Medicine** have considered it to be one of the most effective.





“

*Discover Relearning, a system that abandons conventional linear learning, to take you through cyclical teaching systems: a way of learning that has proven to be extremely effective, especially in subjects that require memorization"*

## At TECH we use the Case Method

What should a professional do in a given situation? Throughout the program, students will face multiple simulated clinical cases, based on real patients, in which they will have to do research, establish hypotheses, and ultimately resolve the situation. There is an abundance of scientific evidence on the effectiveness of the method. Specialists learn better, faster, and more sustainably over time.

*With TECH you will experience a way of learning that is shaking the foundations of traditional universities around the world.*



According to Dr. Gérvas, the clinical case is the annotated presentation of a patient, or group of patients, which becomes a "case", an example or model that illustrates some peculiar clinical component, either because of its teaching power or because of its uniqueness or rarity. It is essential that the case is based on current professional life, trying to recreate the real conditions in the physician's professional practice.

“

*Did you know that this method was developed in 1912, at Harvard, for law students? The case method consisted of presenting students with real-life, complex situations for them to make decisions and justify their decisions on how to solve them. In 1924, Harvard adopted it as a standard teaching method”*

The effectiveness of the method is justified by four fundamental achievements:

1. Students who follow this method not only achieve the assimilation of concepts, but also a development of their mental capacity, through exercises that evaluate real situations and the application of knowledge.
2. Learning is solidly translated into practical skills that allow the student to better integrate into the real world.
3. Ideas and concepts are understood more efficiently, given that the example situations are based on real-life.
4. Students like to feel that the effort they put into their studies is worthwhile. This then translates into a greater interest in learning and more time dedicated to working on the course.



## Relearning Methodology

At TECH we enhance the case method with the best 100% online teaching methodology available: Relearning.

This university is the first in the world to combine the study of clinical cases with a 100% online learning system based on repetition, combining a minimum of 8 different elements in each lesson, a real revolution with respect to the mere study and analysis of cases.

*Professionals will learn through real cases and by resolving complex situations in simulated learning environments. These simulations are developed using state-of-the-art software to facilitate immersive learning.*



At the forefront of world teaching, the Relearning method has managed to improve the overall satisfaction levels of professionals who complete their studies, with respect to the quality indicators of the best online university (Columbia University).

With this methodology, more than 250,000 physicians have been trained with unprecedented success in all clinical specialties regardless of surgical load. Our pedagogical methodology is developed in a highly competitive environment, with a university student body with a strong socioeconomic profile and an average age of 43.5 years old.

*Relearning will allow you to learn with less effort and better performance, involving you more in your specialization, developing a critical mindset, defending arguments, and contrasting opinions: a direct equation to success.*

In our program, learning is not a linear process, but rather a spiral (learn, unlearn, forget, and re-learn). Therefore, we combine each of these elements concentrically.

The overall score obtained by TECH's learning system is 8.01, according to the highest international standards.



This program offers the best educational material, prepared with professionals in mind:



#### Study Material

All teaching material is produced by the specialists who teach the course, specifically for the course, so that the teaching content is highly specific and precise.

These contents are then applied to the audiovisual format, to create the TECH online working method. All this, with the latest techniques that offer high quality pieces in each and every one of the materials that are made available to the student.



#### Surgical Techniques and Procedures on Video

TECH introduces students to the latest techniques, the latest educational advances and to the forefront of current medical techniques. All of this in direct contact with students and explained in detail so as to aid their assimilation and understanding. And best of all, you can watch the videos as many times as you like.



#### Interactive Summaries

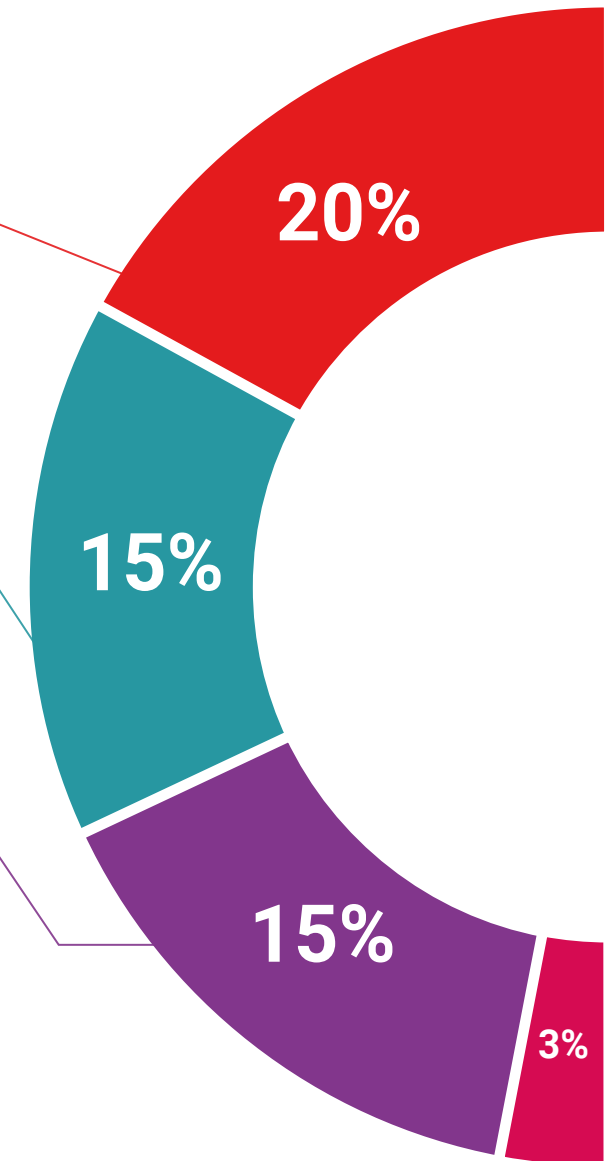
The TECH team presents the contents attractively and dynamically in multimedia lessons that include audio, videos, images, diagrams, and concept maps in order to reinforce knowledge.

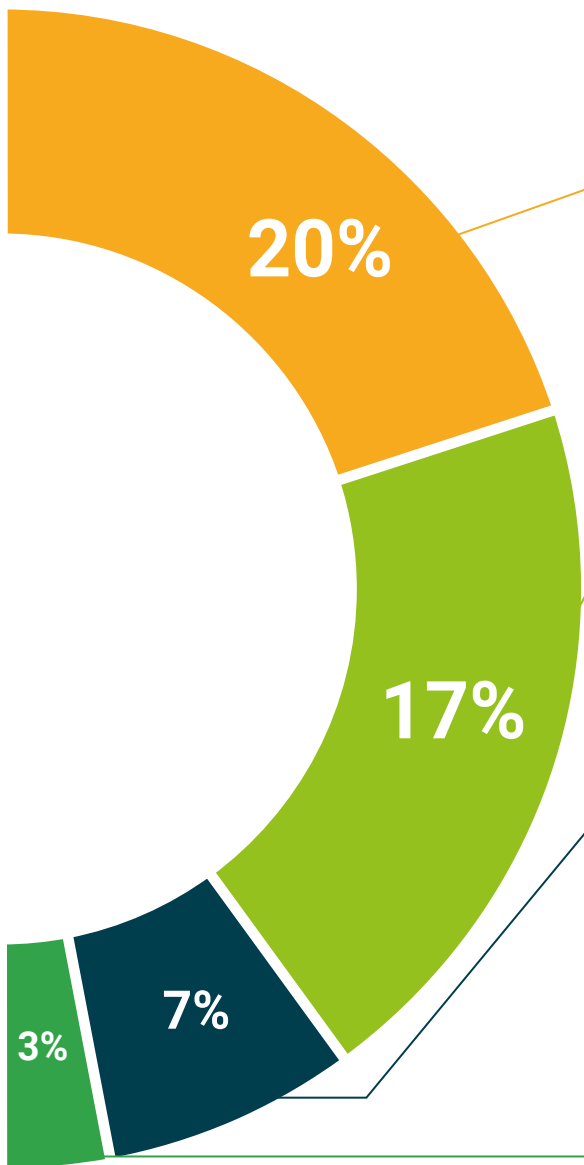
This exclusive educational system for presenting multimedia content was awarded by Microsoft as a "European Success Story".



#### Additional Reading

Recent articles, consensus documents and international guidelines, among others. In TECH's virtual library, students will have access to everything they need to complete their course.





#### Expert-Led Case Studies and Case Analysis

Effective learning ought to be contextual. Therefore, TECH presents real cases in which the expert will guide students, focusing on and solving the different situations: a clear and direct way to achieve the highest degree of understanding.



#### Testing & Retesting

We periodically evaluate and re-evaluate students' knowledge throughout the program, through assessment and self-assessment activities and exercises, so that they can see how they are achieving their goals.



#### Classes

There is scientific evidence on the usefulness of learning by observing experts. The system known as Learning from an Expert strengthens knowledge and memory, and generates confidence in future difficult decisions.



#### Quick Action Guides

TECH offers the most relevant contents of the course in the form of worksheets or quick action guides. A synthetic, practical, and effective way to help students progress in their learning.



# 06 Certificate

The Postgraduate Certificate in Clinical Trials Monitoring guarantees students, in addition to the most rigorous and up-to-date education, access to a Postgraduate Certificate issued by TECH Global University.





“

*Successfully complete this program and receive your university qualification without having to travel or fill out laborious paperwork”*

This program will allow you to obtain your **Postgraduate Certificate in Clinical Trials Monitoring** endorsed by **TECH Global University**, the world's largest online university.

**TECH Global University** is an official European University publicly recognized by the Government of Andorra ([official bulletin](#)). Andorra is part of the European Higher Education Area (EHEA) since 2003. The EHEA is an initiative promoted by the European Union that aims to organize the international training framework and harmonize the higher education systems of the member countries of this space. The project promotes common values, the implementation of collaborative tools and strengthening its quality assurance mechanisms to enhance collaboration and mobility among students, researchers and academics.

This **TECH Global University** title is a European program of continuing education and professional updating that guarantees the acquisition of competencies in its area of knowledge, providing a high curricular value to the student who completes the program.

Title: **Postgraduate Certificate in Clinical Trials Monitoring**

Modality: **online**

Duration: **12 weeks**

Accreditation: **12 ECTS**



\*Apostille Convention. In the event that the student wishes to have their paper diploma issued with an apostille, TECH Global University will make the necessary arrangements to obtain it, at an additional cost.

future  
health confidence people  
education information tutors  
guarantee accreditation teaching  
institutions technology learning  
community commitment  
personalized service innovation  
knowledge present quality  
development language  
virtual classroom



## Postgraduate Certificate Clinical Trials Monitoring

- » Modality: online
- » Duration: 12 weeks
- » Certificate: TECH Global University
- » Credits: 12 ECTS
- » Schedule: at your own pace
- » Exams: online

# Postgraduate Certificate Clinical Trials Monitoring