

Postgraduate Certificate

Care for Adolescents with RMD in
Transition to Adult Rheumatology



Postgraduate Certificate Care for Adolescents with RMD in Transition to Adult Rheumatology

Course Modality: **Online**

Duration: **6 weeks**

Certificate: **TECH Technological University**

Official N° of hours: **150 h.**

Website: www.techtute.com/in/medicine/postgraduate-certificate/care-adolescents-rmd-transition-adult-rheumatology

Index

01

Introduction

p. 4

02

Objectives

p. 8

03

Course Management

p. 12

04

Structure and Content

p. 16

05

Methodology

p. 20

06

Certificate

p. 28

01

Introduction

The transition from management by professionals accustomed to dealing with children and adolescents to professionals who only deal with adults is a vital moment for which no one is adequately prepared. It is necessary to have specific preparation to enable the professional to make this step adequate and successful, both from the point of view of the patient and their family, as well as from the point of view of the professional teams that manage it. This is a specific program in which the student will acquire the most advanced diagnostic and intervention tools of this medical specialty.





A specific qualification in the Postgraduate Certificate in Care for Adolescents with RMD in Transition to Adult Rheumatology that will give you the keys for an adequate care for this delicate moment of the patient"

Childhood is not a territory safe from rheumatologic disease (RD). Although it is difficult to know their exact prevalence, given the absence of specific and global studies, they are potentially serious diseases that lead to a significant decrease in the quality of life of the affected child. Comprehensive care for patients and their families, as a fundamental part of the process, is an essential condition in the approach to this group of diseases.

This program takes a different look at the global attention that the child affected by RD needs. A comprehensive approach that covers all aspects of this care: from pre- and post-diagnostic care to families, pharmacological criteria and psychological and emotional care for the affected person and their environment. A holistic approach that you will acquire throughout the most specific and comprehensive online program in the teaching market.

During this very complete program, professionals will have the opportunity to acquire the basic knowledge necessary to deal with the situations that arise around a child or adolescent suspected of having RMD. From the moment of diagnosis, with the development of the guidelines that the specialist must follow, to the information on procedures or attitudes to be avoided in this medical practice.

This program will also offer them a different view of what RD means thanks to the participation of expert patients; an unparalleled opportunity to complete the medical knowledge with the view from the other side. This approach seeks to respond to the need for general practitioners, orthopedic surgeons, pediatricians, rheumatologists, social workers, nurses, psychologists and many other professionals to be able to handle situations with a high impact on the lives of children and young people and their families.

This **Postgraduate Certificate in Care for Adolescents with RMD in Transition to Adult Rheumatology** contains the most complete and up-to-date scientific program on the market.

The most important features include:

- ♦ The latest technology in online teaching software
- ♦ A highly visual teaching system, supported by graphic and schematic contents that are easy to assimilate and understand
- ♦ Practical cases presented by practising experts
- ♦ State-of-the-art interactive video systems
- ♦ Teaching supported by telepractice
- ♦ Continuous updating and recycling systems
- ♦ Autonomous learning: full compatibility with other occupations
- ♦ Practical exercises for self-evaluation and learning verification
- ♦ Support groups and educational synergies: questions to the expert, debate and knowledge forums
- ♦ Communication with the teacher and individual reflection work
- ♦ Content that is accessible from any fixed or portable device with an Internet connection
- ♦ Supplementary documentation databases are permanently available, even after the program



All aspects of the practice of Pediatric Rheumatology, with a global vision of the care of the affected patient, in the most complete Postgraduate Certificate in the online teaching market"

“

The teachers of this Postgraduate Certificate have been selected on the basis of two fundamental criteria: their proven experience and knowledge of RD in pediatrics and their proven teaching skills"

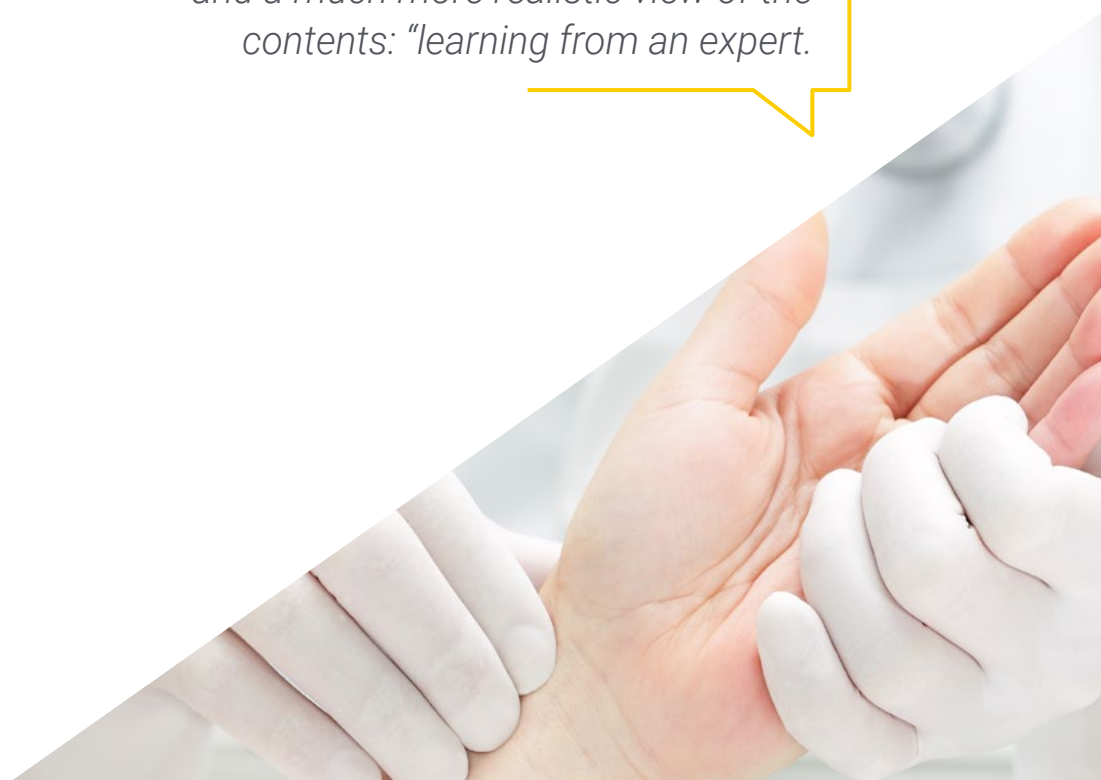
With a methodological design based on proven teaching techniques, this Postgraduate Certificate will take you through different teaching approaches to allow you to learn in a dynamic and effective way.

Our innovative telepractice concept will give you the opportunity to learn through an immersive experience, which will provide you with a faster integration and a much more realistic view of the contents: "learning from an expert."

The program's teaching staff includes professionals from the sector who contribute their work experience to this program, as well as renowned specialists from leading societies and prestigious universities.

The multimedia content, developed with the latest educational technology, will provide the professional with situated and contextual learning, i.e., a simulated environment that will provide immersive knowledge programmed to learn in real situations.

This program is designed around Problem-Based Learning, whereby the professional must try to solve the different professional practice situations that arise throughout the program. For this purpose, the professional will be assisted by an innovative interactive video system created by renowned and experienced experts.



02 Objectives

The objective of TECH is to prepare highly competent professionals who possess the most up-to-date knowledge and techniques in the medical field focused on the specialty of adolescent rheumatology. A goal that the student will be able to achieve thanks to this high-intensity and precise Postgraduate Certificate and the best teaching methodology. In this way, they will be able to distinguish between different types of musculoskeletal problems in adolescents, focus on them and refer them if necessary.





“

Get up-to-date specialization in Pediatric Rheumatic and Musculoskeletal Diseases of the moment with the best, with TECH”



General Objectives

- ♦ Distinguish between different types of musculoskeletal problems in children, approach them and refer them if necessary
- ♦ Treat them from different points of view, medical, psychological or physical, or at least to interpret the suitability of applied treatments
- ♦ Discuss whether a treatment was sufficiently effective
- ♦ Know which attitudes, treatments and strategies are inappropriate and should be avoided
- ♦ Prevent illness and complications
- ♦ Recognize basic needs and refer to specialized resources
- ♦ Identify social and environmental factors and reflect on the impact they have on the quality of life of patients and their families





Specific Objective

- ♦ Describe the phases and processes of the transition from the management of adults with RMDs to the management of pediatric patients

“

The fundamentals of holistic care in rheumatological conditions in children and adolescents, in a practical approach that will allow you to apply it immediately”

03

Course Management

In its commitment to offer an elite education for all, TECH counts on renowned professionals so that the student acquires a solid knowledge in the field of adolescent rheumatology. For this reason, the program is composed of various medical professionals whose experience and skills will guide the student towards excellence during their learning. This is a unique opportunity to learn from the best, TECH's guarantee of quality.

“

An impressive teaching staff, made up of professionals from different areas of expertise, will be your teachers during the program: a unique opportunity not to be missed”

Management



Dr. Carmona, Loreto

- ♦ Rheumatologist and epidemiologist (LIRE). Medical Director InMusc
- ♦ PhD in Epidemiology and Preventive Medicine from the Autonomous University of Madrid
- ♦ University Research Professor at Camilo José Cela University



Dr. De La Torre Hervera, Elisenda

- ♦ Member of the Spanish Rheumatologic League
- ♦ Postgraduate in Patient Advocacy, UIC (International University of Catalonia), Barcelona, Spain
- ♦ Technical Engineering in Computer Management, (Polytechnic University of Mataró (UPC), Barcelona)
- ♦ Patients' Consultative Council of Catalonia (CCPC)
- ♦ CCPC Technical Communication Council
- ♦ Member of the executive board of administration of the healthcare quality agency (AQuAS)
- ♦ Member of the Pharmacotherapeutic Commission (CFT-SISCAT)



Dr. Clemente Garulo, Daniel

- ♦ Assistant Pediatric Physician at the Niño Jesús University Hospital, performing his healthcare activity in the Pediatric Rheumatology Unit
- ♦ Active member of the Spanish Society of Rheumatology (SER) and the Spanish Society of Pediatric Rheumatology (SERPE), participating in numerous studies and multicenter collaborative research projects promoted by different working groups of both societies
- ♦ Secretary of the ERNA-SER working group ("Rheumatologic diseases of childhood and adolescence")
- ♦ Professor at the Faculty of Health Sciences of the Lasalle Center for Higher University Studies
- ♦ Degree in Medicine and Surgery from the Faculty of Medicine at Alcalá University
- ♦ Specialist in Rheumatology, after completing his MIR training at San Carlos Clinical University in Madrid (2002-2006) and in Pediatrics and specific areas, after completing his MIR training at the Infant University Hospital Niño Jesús
- ♦ PhD in Health Sciences from the Universidad Camilo José Cela

04

Structure and Content

The contents of this program have been developed by the different experts on the course, with a clear purpose: to ensure that our students acquire each and every one of the necessary skills to become true experts in this field. Structured in one module, the student will address everything related to the transition to adulthood with juvenile-onset RMDs, distinguishing themselves in a specialty in continuous research.





“

*A comprehensive teaching program,
structured in well-developed teaching units,
oriented towards learning that is compatible
with your personal and professional life"*

Module 1. Transition to Adulthood with Juvenile-Onset RMD

- 1.1. Access to Transition Services and Initiation of the Process
 - 1.1.1. Definition of Transition Services
 - 1.1.2. Transition as a Moving Target
- 1.2. Transition Policies
 - 1.2.1. Recommendations of the Spanish Transition Group on RMD Transition
 - 1.2.2. EULAR Recommendations for Transition in RMD
- 1.3. Documentation of the Transition and Transfer Processes
 - 1.3.1. What Should Be Documented in the Transition?
 - 1.3.2. How Should the Transfer Be Documented?
- 1.4. The HEADSS Strategy
 - 1.4.1. Definition
 - 1.4.2. Application
- 1.5. How to Adapt Services to Adolescents?
 - 1.5.1. How to Adapt Language and Communication?
 - 1.5.2. How to Make the Handover of Responsibility?
- 1.6. Peer-to-Peer Communication
 - 1.6.1. Communication among Adolescents
 - 1.6.2. Communication between Professionals
- 1.7. What Not to Do?





“

You will master the recommendations of the successful transition in RMD thanks to the content of this TECH Postgraduate Certificate"

05

Methodology

This academic program offers students a different way of learning. Our methodology uses a cyclical learning approach: **Relearning.**

This teaching system is used, for example, in the most prestigious medical schools in the world, and major publications such as the **New England Journal of Medicine** have considered it to be one of the most effective.



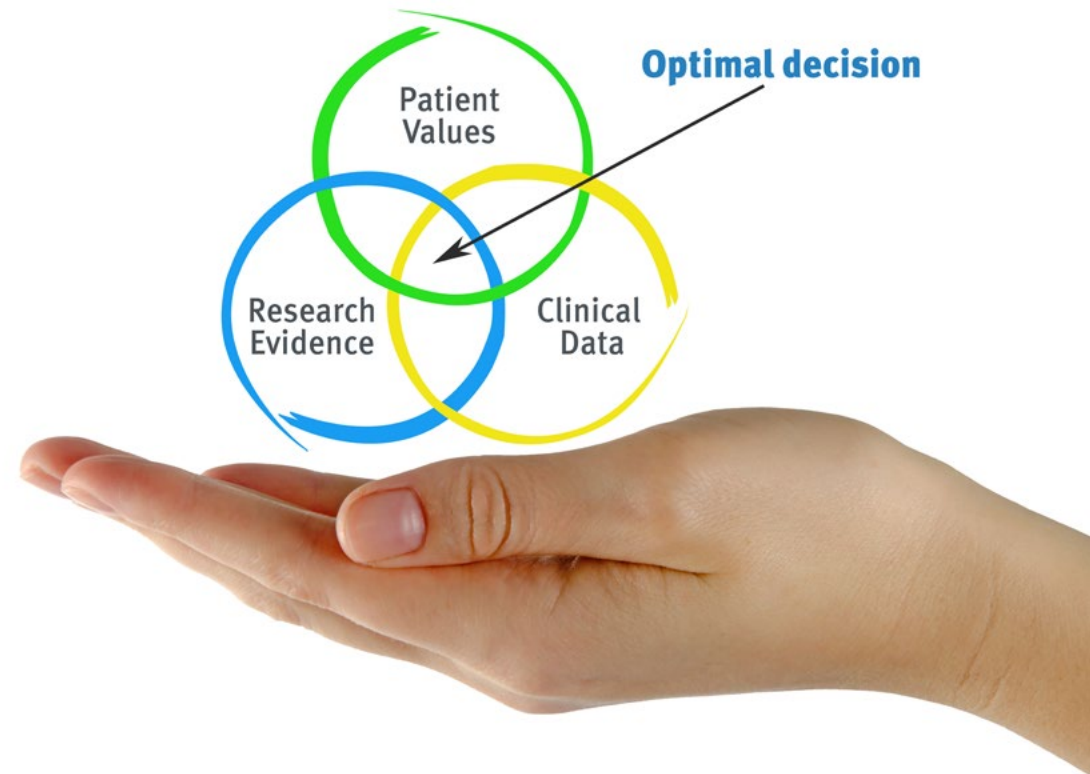
“

Discover Relearning, a system that abandons conventional linear learning, to take you through cyclical teaching systems: a way of learning that has proven to be extremely effective, especially in subjects that require memorization"

At TECH we use the Case Method

What should a professional do in a given situation? Throughout the program, students will face multiple simulated clinical cases, based on real patients, in which they will have to do research, establish hypotheses, and ultimately resolve the situation. There is an abundance of scientific evidence on the effectiveness of the method. Specialists learn better, faster, and more sustainably over time.

With TECH you will experience a way of learning that is shaking the foundations of traditional universities around the world.



According to Dr. Gérvas, the clinical case is the annotated presentation of a patient, or group of patients, which becomes a "case", an example or model that illustrates some peculiar clinical component, either because of its teaching power or because of its uniqueness or rarity. It is essential that the case is based on current professional life, trying to recreate the real conditions in the physician's professional practice.

“

Did you know that this method was developed in 1912, at Harvard, for law students? The case method consisted of presenting students with real-life, complex situations for them to make decisions and justify their decisions on how to solve them. In 1924, Harvard adopted it as a standard teaching method”

The effectiveness of the method is justified by four fundamental achievements:

1. Students who follow this method not only achieve the assimilation of concepts, but also a development of their mental capacity, through exercises that evaluate real situations and the application of knowledge.
2. Learning is solidly translated into practical skills that allow the student to better integrate into the real world.
3. Ideas and concepts are understood more efficiently, given that the example situations are based on real-life.
4. Students like to feel that the effort they put into their studies is worthwhile. This then translates into a greater interest in learning and more time dedicated to working on the course.



Relearning Methodology

At TECH we enhance the case method with the best 100% online teaching methodology available: Relearning.

This university is the first in the world to combine the study of clinical cases with a 100% online learning system based on repetition, combining a minimum of 8 different elements in each lesson, a real revolution with respect to the mere study and analysis of cases.

Professionals will learn through real cases and by resolving complex situations in simulated learning environments. These simulations are developed using state-of-the-art software to facilitate immersive learning.



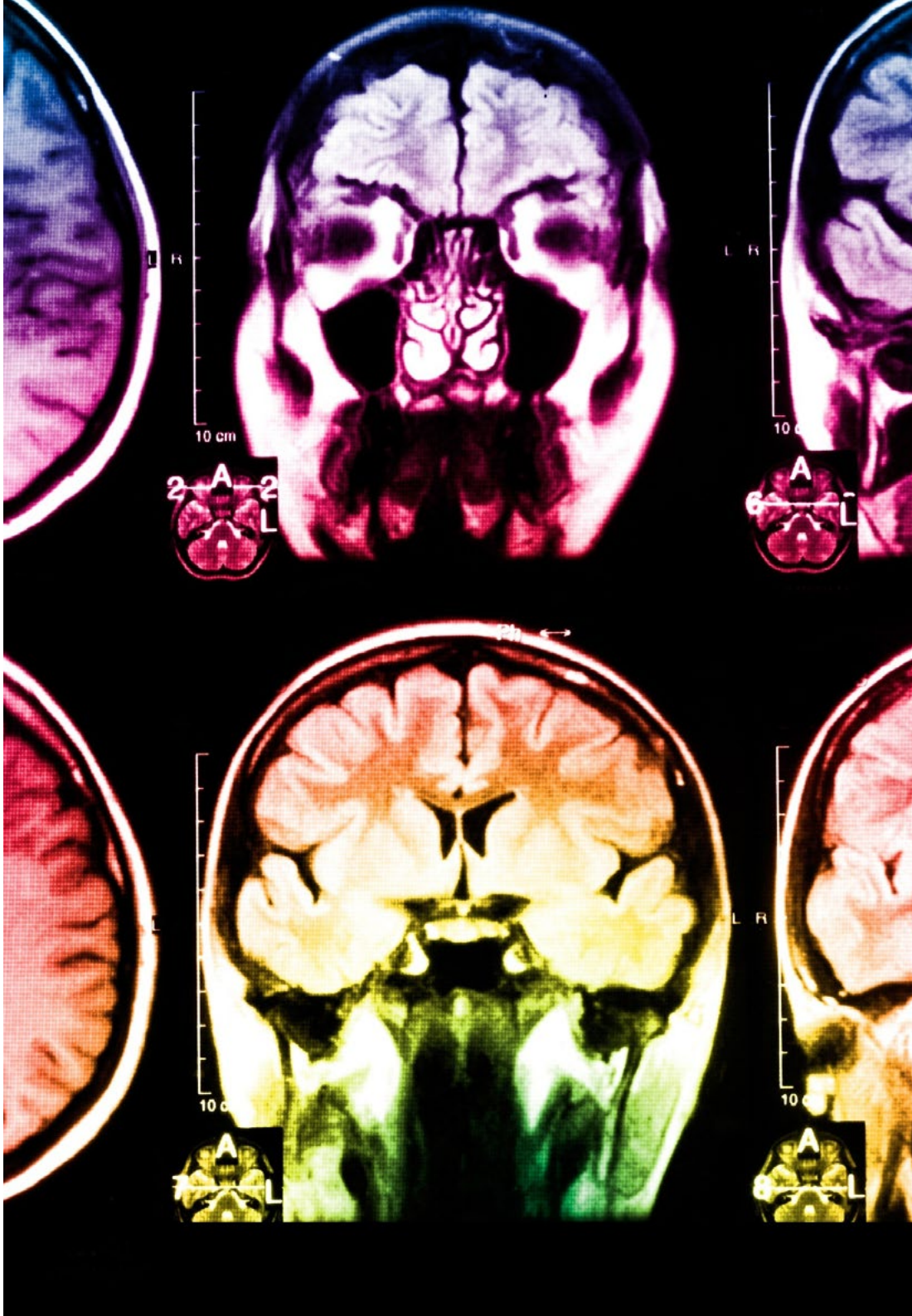
At the forefront of world teaching, the Relearning method has managed to improve the overall satisfaction levels of professionals who complete their studies, with respect to the quality indicators of the best online university (Columbia University).

With this methodology, more than 250,000 physicians have been trained with unprecedented success in all clinical specialties regardless of surgical load. Our pedagogical methodology is developed in a highly competitive environment, with a university student body with a strong socioeconomic profile and an average age of 43.5 years old.

Relearning will allow you to learn with less effort and better performance, involving you more in your specialization, developing a critical mindset, defending arguments, and contrasting opinions: a direct equation to success.

In our program, learning is not a linear process, but rather a spiral (learn, unlearn, forget, and re-learn). Therefore, we combine each of these elements concentrically.

The overall score obtained by TECH's learning system is 8.01, according to the highest international standards.



This program offers the best educational material, prepared with professionals in mind:



Study Material

All teaching material is produced by the specialists who teach the course, specifically for the course, so that the teaching content is highly specific and precise.

These contents are then adapted in audiovisual format, to create the TECH online working method. All this, with the latest techniques that offer high-quality pieces in each and every one of the materials that are made available to the student.



Surgical Techniques and Procedures on Video

TECH introduces students to the latest techniques, the latest educational advances and to the forefront of current medical techniques. All of this in direct contact with students and explained in detail so as to aid their assimilation and understanding. And best of all, you can watch the videos as many times as you like.



Interactive Summaries

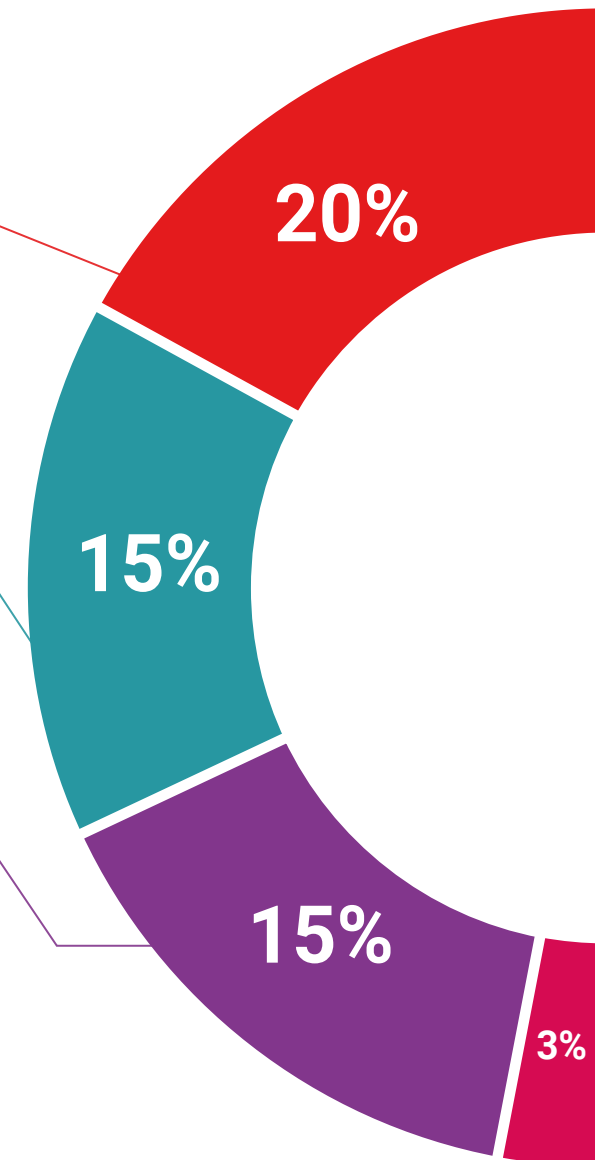
The TECH team presents the contents attractively and dynamically in multimedia lessons that include audio, videos, images, diagrams, and concept maps in order to reinforce knowledge.

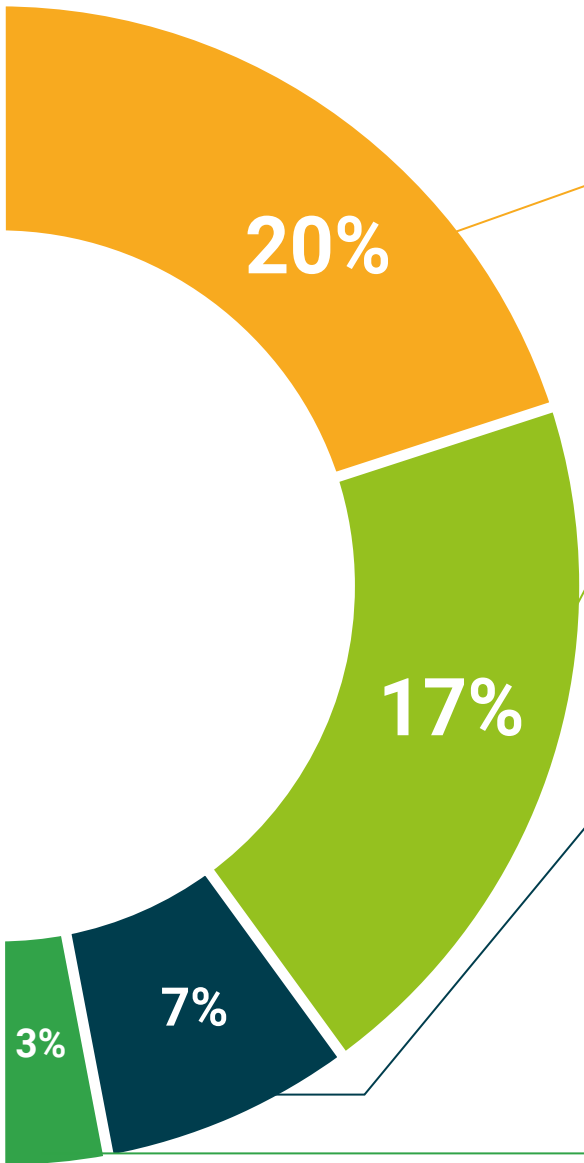
This exclusive educational system for presenting multimedia content was awarded by Microsoft as a "European Success Story".



Additional Reading

Recent articles, consensus documents and international guidelines, among others. In TECH's virtual library, students will have access to everything they need to complete their course.





Expert-Led Case Studies and Case Analysis

Effective learning ought to be contextual. Therefore, TECH presents real cases in which the expert will guide students, focusing on and solving the different situations: a clear and direct way to achieve the highest degree of understanding.



Testing & Retesting

We periodically evaluate and re-evaluate students' knowledge throughout the program, through assessment and self-assessment activities and exercises, so that they can see how they are achieving their goals.



Classes

There is scientific evidence on the usefulness of learning by observing experts. The system known as Learning from an Expert strengthens knowledge and memory, and generates confidence in future difficult decisions.



Quick Action Guides

TECH offers the most relevant contents of the course in the form of worksheets or quick action guides. A synthetic, practical, and effective way to help students progress in their learning.



06

Certificate

The Postgraduate Certificate in Care for Adolescents with Adult RMD in Transition to Adult Rheumatology guarantees students, in addition to the most rigorous and up-to-date education, access to a Postgraduate Certificate issued by TECH Technological University.



“

Successfully complete this program and receive your university qualification without having to travel or fill out laborious paperwork”

This **Postgraduate Certificate in Care for Adolescents with RMD in Transition to Adult Rheumatology** contains the most complete and up-to-date scientific program on the market.

After the student has passed the assessments, they will receive their corresponding **Postgraduate Certificate** issued by **TECH Technological University** via tracked delivery*.

The certificate issued by **TECH Technological University** will reflect the qualification obtained in the Postgraduate Certificate, and meets the requirements commonly demanded by labor exchanges, competitive examinations and professional career evaluation committees.

Title: **Diploma in Care for Adolescents with RMD in Transition to Adult Rheumatology**

Official N° of Hours: **150 h.**



*Apostille Convention. In the event that the student wishes to have their paper certificate issued with an apostille, TECH EDUCATION will make the necessary arrangements to obtain it, at an additional cost.

future
health confidence people
education information tutors
guarantee accreditation teaching
institutions technology learning
community commitment
personalized service innovation
knowledge present
online training
development languages
virtual classroom



Postgraduate Certificate
Care for Adolescents
with RMD in Transition
to Adult Rheumatology

Course Modality: **Online**

Duration: **6 weeks**

Certificate: **TECH Technological University**

Official N° of hours: **150 h.**

Postgraduate Certificate

Care for Adolescents with RMD in
Transition to Adult Rheumatology