

Postgraduate Certificate Bronchopulmonary Neoplasms





Postgraduate Certificate Bronchopulmonary Neoplasms

- » Modality: online
- » Duration: 6 weeks
- » Certificate: TECH Technological University
- » Dedication: 16h/week
- » Schedule: at your own pace
- » Exams: online

Website: www.techtute.com/pk/medicine/postgraduate-certificate/bronchopulmonary-neoplasms

Index

01

Introduction

p. 4

02

Objectives

p. 8

03

Course Management

p. 12

04

Structure and Content

p. 18

05

Methodology

p. 22

06

Certificate

p. 30

01

Introduction

The incidence of lung cancer in adult populations has been increasing in recent years, becoming one of the leading causes of death from cancer. This drives pulmonologists and specialists to carry out advances and research of all kinds in this area, which in turn makes it necessary to keep abreast of the most successful developments. This program delves into recent scientific postulates on the epidemiology of Bronchopulmonary Neoplasms, as well as the most innovative radiodiagnostic and invasive diagnostic methods. This compendium of current knowledge is an ideal opportunity for the specialist to get up to date in Bronchopulmonary Neoplasms.





“

Incorporate into your daily practice the most recent advances in lobectomy, lymphadenectomy and pneumonectomy, as well as the most atypical resections”

Despite increased public awareness of the health dangers of smoking, lung cancer remains one of the most prevalent cancers worldwide. The specialists must, therefore, be constant in keeping their knowledge in this area up-to-date, especially in the surgical and medical lines of treatment.

Therefore, this program delves into the staging of the diagnosis, multidisciplinary evolution of the therapeutic approach as well as current surgical treatments in early stages of cancer. All this is compiled by a team of great experts with extensive experience in the approach to all types of bronchopulmonary neoplasms, which guarantees a plus of quality for all the material to which the specialist has access.

There is also a topic dedicated to advanced disease and the latest advances in chemotherapy, immunotherapy and targeted therapies. The most recent studies on supportive care with radiotherapy and management of airway-related complications have also been included.

As TECH is aware of how difficult it can be for the specialist to take on a degree of these characteristics, the format of the course is 100% online. This makes it easier to combine it with the most demanding professional or personal activities, having access 24 hours a day to the entire syllabus. The didactic material can be downloaded from any device with an internet connection, so it can be studied when, where and how you want.

Having a renowned international expert in Pneumology is one of the unique experiences TECH provides in this degree. Through his exclusive masterclasses, physicians will be able to acquire high quality skills and knowledge by addressing with emphasis the recent innovations in this health discipline.

This **Postgraduate Certificate in Bronchopulmonary Neoplasms** contains the most complete and up-to-date scientific program on the market. The most important features include:

- ◆ The development of practical cases presented by experts in Pneumology
- ◆ The graphic, schematic, and practical contents with which they are created, provide scientific and practical information on the disciplines that are essential for professional practice
- ◆ Practical exercises where self-assessment can be used to improve learning
- ◆ Special emphasis is placed on innovative methodologies in the approach to respiratory failure and lung transplantation
- ◆ Theoretical lessons, questions to the expert, debate forums on controversial topics, and individual reflection assignments
- ◆ Content that is accessible from any fixed or portable device with an Internet connection



Upgrade yourself with the best possible professional team, knowledgeable about what you need in order to continue offering the best professional praxis"

“

By choosing TECH you are opting for the best possible educational quality, offered by one of the biggest educational institutions”

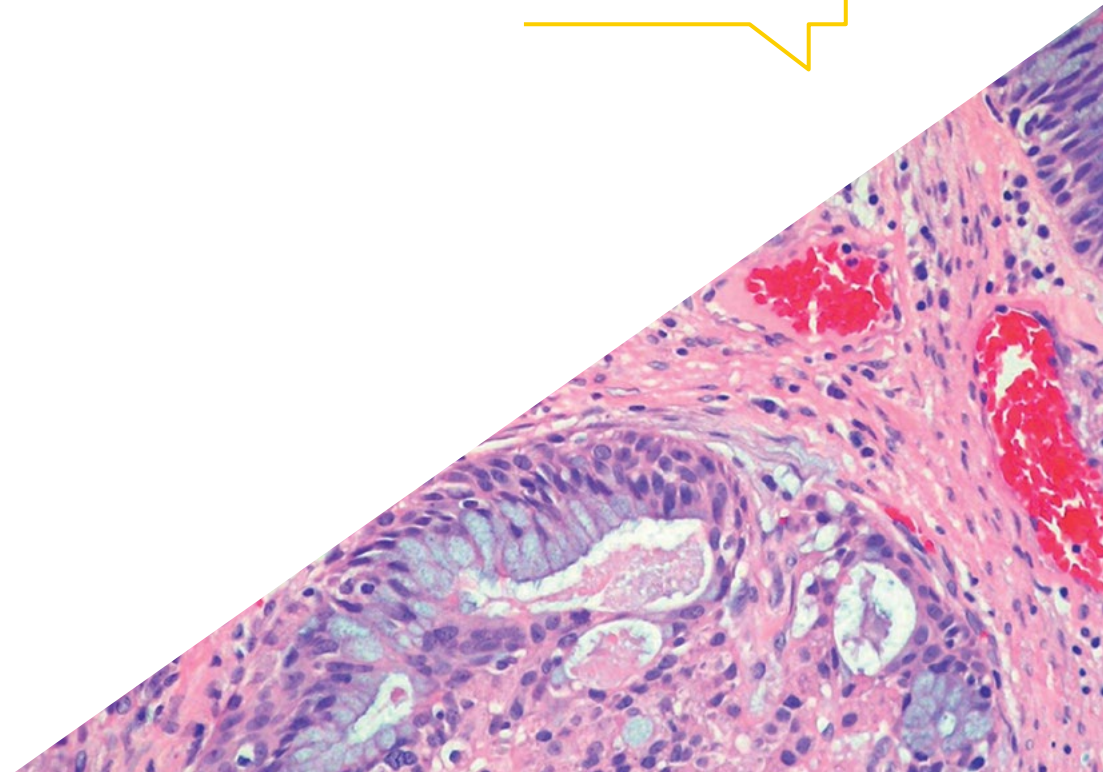
The program’s teaching staff includes professionals from the sector who contribute their work experience to this educational program, as well as renowned specialists from leading societies and prestigious universities.

Its multimedia content, developed with the latest educational technology, will allow the professional a situated and contextual learning, that is, a simulated environment that will provide an immersive training programmed to train in real situations.

The design of this program focuses on Problem-Based Learning, by means of which the professional must try to solve the different professional practice situations that are presented throughout the academic course. For this purpose, the student will be assisted by an innovative interactive video system created by renowned experts.

You will be able to study at your own pace, without the pressure of fixed schedules or in-person classes to which you will have to adapt.

You will have access to the latest etiology and malignancy factors of the solitary pulmonary nodule.



02 Objectives

As lung cancer is such a widespread area of study, the aim of this program is to provide the specialist with the most current and successful knowledge in the approach to Bronchopulmonary Neoplasms. Thus, this degree is a unique option to catch up and review the latest scientific evidence on histological subtypes of cancer and biomarkers with diagnostic and therapeutic value.



“

You will achieve your professional goals in a gradual and gradual way, driven by the best teaching methodology in the academic panorama"



General Objectives

- ◆ Provide an update on the latest scientific evidence available in published guidelines, scientific articles and systematic reviews
- ◆ Address the fundamental aspects for the care practice of pneumologic pathologies
- ◆ Update the knowledge of pulmonologists and other medical specialists on the most frequent pathologies in the area of pulmonology





Specific Objectives

- ◆ Provide a global and multidisciplinary perspective on the approach to lung cancer, including its epidemiology, etiology, histology, diagnostic and treatment process
- ◆ Provide up-to-date information on multidisciplinary issues important for daily clinical practice in lung cancer patients
- ◆ Delve into the latest, ever-changing advances in both the diagnosis and treatment of lung cancer

“

You will have access to the latest educational technology, with a virtual campus that will give you access to the entire syllabus from day one”

03

Course Management

The teachers responsible for the development of this program have extensive experience in the treatment and approach to Bronchopulmonary Neoplasms, so the specialist is guaranteed access to a teaching material that incorporates the latest scientific postulates with the most advanced practical experience of all teachers. The real clinical cases that exemplify the syllabus serve as a great support point for the contextualization of all teaching.





“

The masterclasses that make up this syllabus will complement your skills under the guidance of an internationally renowned guest lecturer”

International Guest Director

Dr. Franck Rahaghi is one of the most prolific international figures in the field of Pneumology. Noted for his leadership in quality and medical care, as well as his commitment to clinical research, he has held several important positions at Cleveland Clinic, Florida. Among them, his roles as Chairman of Quality, Medical Director of the Respiratory Care Department and Director of the Pulmonary Hypertension Clinic are noteworthy.

Thanks to his studies and continuous preparation in this discipline, he has made several contributions in the rehabilitation of patients with various respiratory pathologies. These contributions and permanent academic improvement have allowed him to assume other responsibilities such as the position of Head of the Department of Pulmonary Education and Rehabilitation. In addition, he is a member of the Internal Review Committee, responsible for supervising the correct execution of research and clinical trials (Activated Protein C and IFN gamma-1b) inside and outside the aforementioned health institution.

In his solid preparation, he has established care links with centers of excellence such as the Rockefeller University Hospital in New York, as well as the Internal Medicine programs at the University of Illinois at Chicago and the University of Minnesota. He also studied at the Department of Interventional Pulmonary Pulmonology and Pulmonary Hypertension at the University of California-San Diego. He has also participated in important academic projects as an instructor in Genetic Medicine.

Dr. Rahaghi has authored and co-authored numerous articles published in renowned scientific journals in the medical field. Among the most recent and significant studies he has unveiled are his researches on the impact of COVID-19 on the respiratory health of patients, specifically on its effects in controlling Pulmonary Hypertension.

His other fields of interest include Scleroderma, Sarcoidosis AATD and ILD/IPF. He is also a consulting member of MedEdCenter Incorporated, a non-profit corporation dedicated to providing educational materials focused on pulmonary pathologies. An initiative from where he is committed to promote the education of patients and physicians through new technologies.



Dr. Rahaghi, Franck

- Medical Director, Department of Respiratory Care, Cleveland Clinic Hospital, Florida, USA
- Director of the Pulmonary Hypertension Clinic attached to the
- Cleveland Clinic Hospital, Florida, USA
- Doctor of Medicine, University of San Francisco, San Francisco, USA
- Master's Degree in Health Sciences/Administration at UC Berkeley

“

Thanks to TECH you will be able to learn with the best professionals in the world"

Management



Dr. Jara Chinarro, Beatriz

- ◆ Head of the Pneumology Service at University Hospital Puerta de Hierro Majadahonda
- ◆ Responsible for the Basic Sleep Unit at the University Hospital Puerta de Hierro Majadahonda.
- ◆ Specialist in the Pneumology Area at the University Hospital Puerta de Hierro Majadahonda.
- ◆ Clinical Research
- ◆ Author of several scientific publications on Pneumology.



Dr. Ussetti Gil, Piedad

- ◆ Head of the Pneumology Service at University Hospital Puerta de Hierro Majadahonda
- ◆ Director of the Pneumology Research Group at the Institute of Sanitary Research Puerta de Hierro-Segovia de Arana
- ◆ Associate Professor of Pneumology at the Autonomous University of Madrid
- ◆ Specialist in Pulmonology
- ◆ Degree in Medicine and Surgery from the Central University of Barcelona
- ◆ Executive Master's Degree in Healthcare Leadership from ESADE
- ◆ Pneumologist of the Year Award 2021 by the Madrid Society of Pneumology and Thoracic Surgery (Neumomadrid)
- ◆ Member of the Spanish Society of Pneumology and Thoracic Surgery (SEPAR)

Professors

Dr. Aguado Ibáñez, Silvia

- ◆ Assistant Physician in the Pneumology Service at the University Hospital Puerta Hierro Majhonda
- ◆ Specialist Doctor in Pulmonolog
- ◆ Pneumology FEA at the Southwestern University Hospital
- ◆ Author and co-author of several articles published in scientific journals

“

A unique, key, and decisive educational experience to boost your professional development”

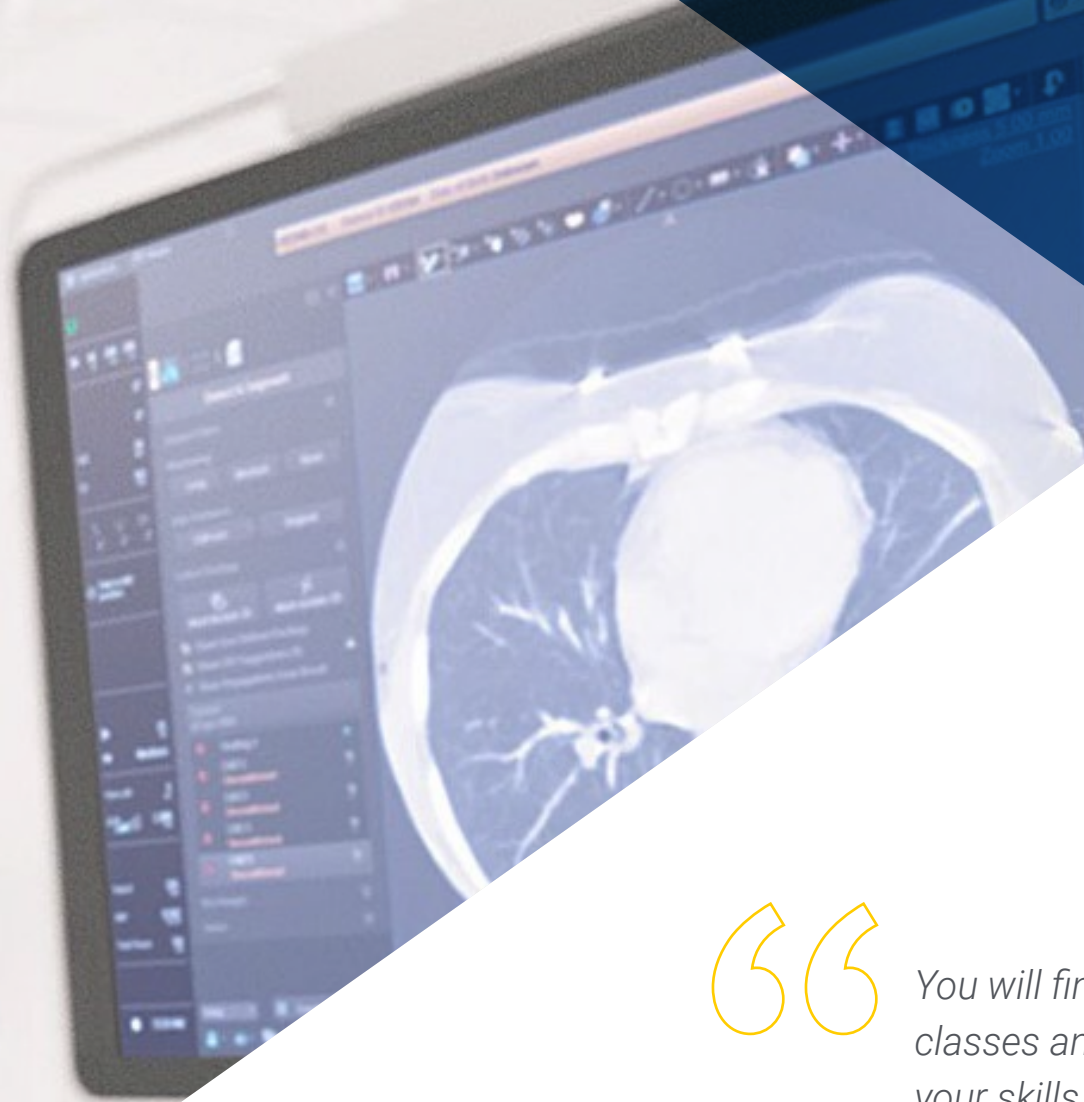


04

Structure and Content

In order to facilitate as much as possible the study work of the specialist, TECH has used educational resources of the highest level in the structuring and preparation of this program. Thus, the syllabus contains the most advanced theory with visual support and practical material. This lightens the student's teaching load and facilitates the incorporation of all this knowledge into their daily practice.





“

You will find interactive abstracts, master classes and workbooks to effectively upgrade your skills in Bronchopulmonary Neoplasms”

Module 1. Bronchopulmonary Neoplasms

- 1.1. Epidemiology
 - 1.1.1. Incidence and Prognosis of Lung Cancer
 - 1.1.2. Risk Factors: Tobacco, Jobs, Other Carcinogens
 - 1.1.3. Screening
- 1.2. Solitary Pulmonary Nodule
 - 1.2.1. Etiology
 - 1.2.2. Factors Associated With Malignancy
 - 1.2.2.1. Estimation of Malignancy
 - 1.2.2.2. Sequential Evaluation. Management Algorithm
- 1.3. Classification
 - 1.3.1. Histological Subtypes
 - 1.3.1.1. Non-Small Cell: Adenocarcinoma, Epidermoid, Large Cell
 - 1.3.1.2. Small Cell
 - 1.3.2. Biomarkers with Diagnostic and Therapeutic Value
- 1.4. Diagnosis
 - 1.4.1. Symptoms and Signs
 - 1.4.1.1. Paraneoplastic Syndromes
 - 1.4.2. Radiodiagnostics
 - 1.4.3. Invasive Diagnostic Methods
- 1.5. Staging
 - 1.5.1. General Aspects
 - 1.5.2. TNM 8th Edition Classification
- 1.6. Multidisciplinary Evaluation in the Therapeutic Approach
 - 1.6.1. Operability Criteria
 - 1.6.2. Resectability Criteria
 - 1.6.2.1. Resectable
 - 1.6.2.2. Unresectable
 - 1.6.2.3. Potentially Resectable





- 1.7. Treatment in Initial Stages
 - 1.7.1. Surgical Management
 - 1.7.1.1. Lobectomy and Lymphadenectomy
 - 1.7.1.2. Pneumonectomy
 - 1.7.1.3. Atypical Resections
 - 1.7.2. Adjuvants
- 1.8. Locally Advanced Disease Treatment
 - 1.8.1. Neoadjuvant
 - 1.8.2. Radical Treatment with Chemoradiotherapy
- 1.9. Advanced Disease
 - 1.9.1. Oligometastatic Disease
 - 1.9.2. Chemotherapy
 - 1.9.3. Immunotherapy
 - 1.9.4. Directed Treatment
- 1.10. Support Treatments
 - 1.10.1. Radiotherapy
 - 1.10.2. Management of Complications Related to the Airway: Dyspnea, Superior Vena Cava Syndrome, Hemoptysis, Endobronchial Resection
 - 1.10.3. Other Complications

“

This is the push you were looking for to modernize, deepen and bring you up-to-date on all diagnostic and therapeutic issues about Bronchopulmonary Neoplasms”

05

Methodology

This academic program offers students a different way of learning. Our methodology uses a cyclical learning approach: **Relearning**.

This teaching system is used, for example, in the most prestigious medical schools in the world, and major publications such as the **New England Journal of Medicine** have considered it to be one of the most effective.



“

Discover Relearning, a system that abandons conventional linear learning, to take you through cyclical teaching systems: a way of learning that has proven to be extremely effective, especially in subjects that require memorization"

At TECH we use the Case Method

What should a professional do in a given situation? Throughout the program, students will face multiple simulated clinical cases, based on real patients, in which they will have to do research, establish hypotheses, and ultimately resolve the situation. There is an abundance of scientific evidence on the effectiveness of the method. Specialists learn better, faster, and more sustainably over time.

With TECH you will experience a way of learning that is shaking the foundations of traditional universities around the world.



According to Dr. Gérvas, the clinical case is the annotated presentation of a patient, or group of patients, which becomes a "case", an example or model that illustrates some peculiar clinical component, either because of its teaching power or because of its uniqueness or rarity. It is essential that the case is based on current professional life, trying to recreate the real conditions in the physician's professional practice.

“

Did you know that this method was developed in 1912, at Harvard, for law students? The case method consisted of presenting students with real-life, complex situations for them to make decisions and justify their decisions on how to solve them. In 1924, Harvard adopted it as a standard teaching method”

The effectiveness of the method is justified by four fundamental achievements:

1. Students who follow this method not only achieve the assimilation of concepts, but also a development of their mental capacity, through exercises that evaluate real situations and the application of knowledge.
2. Learning is solidly translated into practical skills that allow the student to better integrate into the real world.
3. Ideas and concepts are understood more efficiently, given that the example situations are based on real-life.
4. Students like to feel that the effort they put into their studies is worthwhile. This then translates into a greater interest in learning and more time dedicated to working on the course.



Relearning Methodology

At TECH we enhance the case method with the best 100% online teaching methodology available: Relearning.

This university is the first in the world to combine the study of clinical cases with a 100% online learning system based on repetition, combining a minimum of 8 different elements in each lesson, a real revolution with respect to the mere study and analysis of cases.

Professionals will learn through real cases and by resolving complex situations in simulated learning environments. These simulations are developed using state-of-the-art software to facilitate immersive learning.



At the forefront of world teaching, the Relearning method has managed to improve the overall satisfaction levels of professionals who complete their studies, with respect to the quality indicators of the best online university (Columbia University).

With this methodology, more than 250,000 physicians have been trained with unprecedented success in all clinical specialties regardless of surgical load. Our pedagogical methodology is developed in a highly competitive environment, with a university student body with a strong socioeconomic profile and an average age of 43.5 years old.

Relearning will allow you to learn with less effort and better performance, involving you more in your specialization, developing a critical mindset, defending arguments, and contrasting opinions: a direct equation to success.

In our program, learning is not a linear process, but rather a spiral (learn, unlearn, forget, and re-learn). Therefore, we combine each of these elements concentrically.

The overall score obtained by TECH's learning system is 8.01, according to the highest international standards.



This program offers the best educational material, prepared with professionals in mind:



Study Material

All teaching material is produced by the specialists who teach the course, specifically for the course, so that the teaching content is highly specific and precise.

These contents are then applied to the audiovisual format, to create the TECH online working method. All this, with the latest techniques that offer high quality pieces in each and every one of the materials that are made available to the student.



Surgical Techniques and Procedures on Video

TECH introduces students to the latest techniques, the latest educational advances and to the forefront of current medical techniques. All of this in direct contact with students and explained in detail so as to aid their assimilation and understanding. And best of all, you can watch the videos as many times as you like.



Interactive Summaries

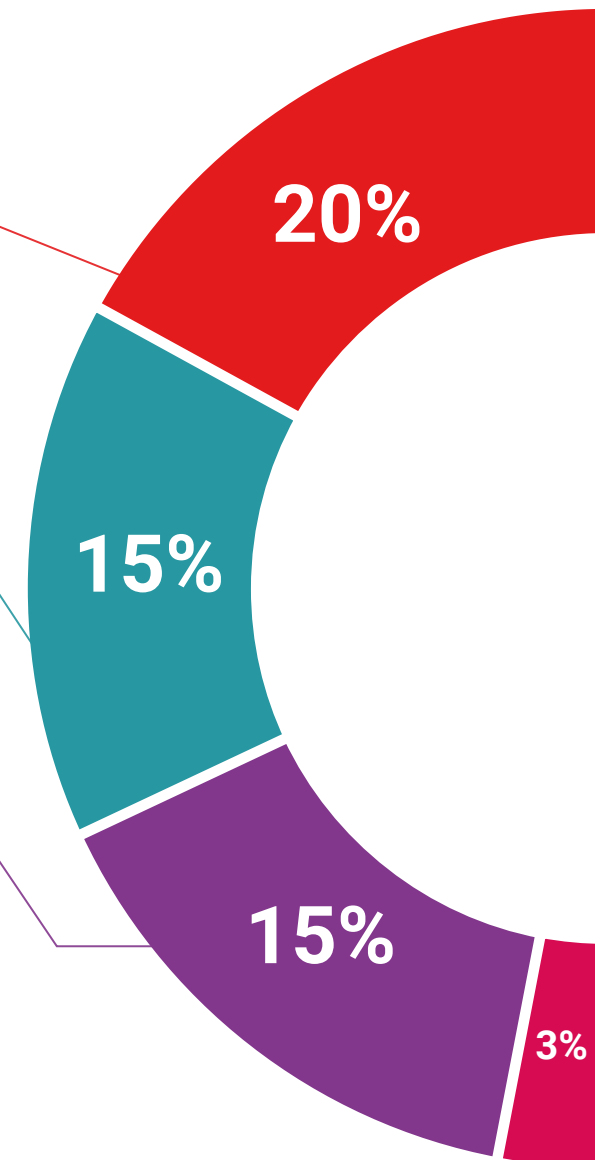
The TECH team presents the contents attractively and dynamically in multimedia lessons that include audio, videos, images, diagrams, and concept maps in order to reinforce knowledge.

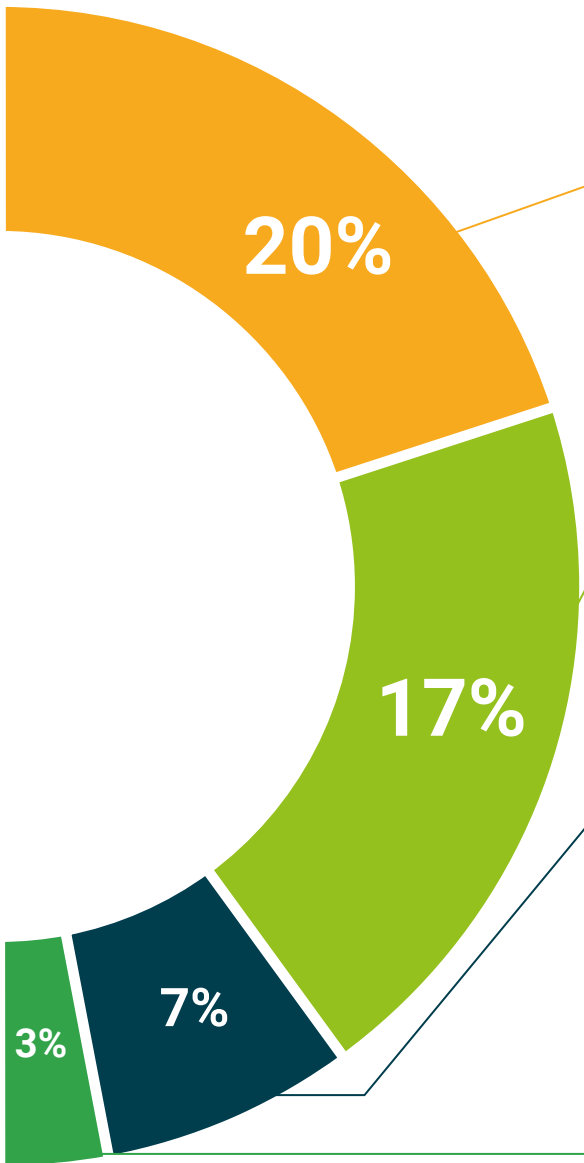
This exclusive educational system for presenting multimedia content was awarded by Microsoft as a "European Success Story".



Additional Reading

Recent articles, consensus documents and international guidelines, among others. In TECH's virtual library, students will have access to everything they need to complete their course.





Expert-Led Case Studies and Case Analysis

Effective learning ought to be contextual. Therefore, TECH presents real cases in which the expert will guide students, focusing on and solving the different situations: a clear and direct way to achieve the highest degree of understanding.



Testing & Retesting

We periodically evaluate and re-evaluate students' knowledge throughout the program, through assessment and self-assessment activities and exercises, so that they can see how they are achieving their goals.



Classes

There is scientific evidence on the usefulness of learning by observing experts. The system known as Learning from an Expert strengthens knowledge and memory, and generates confidence in future difficult decisions.



Quick Action Guides

TECH offers the most relevant contents of the course in the form of worksheets or quick action guides. A synthetic, practical, and effective way to help students progress in their learning.



06 Certificate

The Postgraduate Certificate in Bronchopulmonary Neoplasms guarantees students, in addition to the most rigorous and up-to-date education, access to a Postgraduate Certificate issued by TECH Technological University.





“

Successfully complete this program and receive your university qualification without having to travel or fill out laborious paperwork”

This **Postgraduate Certificate in Bronchopulmonary Neoplasms** contains the most complete and up-to-date scientific program on the market.

After the student has passed the assessments, they will receive their corresponding **Postgraduate Certificate** issued by **TECH Technological University** via tracked delivery*.

The certificate issued by **TECH Technological University** will reflect the qualification obtained in the Postgraduate Certificate, and meets the requirements commonly demanded by labor exchanges, competitive examinations, and professional career evaluation committees.

Title: **Postgraduate Certificate in Bronchopulmonary Neoplasms**

Official N° of Hours: **150 h.**



*Apostille Convention. In the event that the student wishes to have their paper certificate issued with an apostille, TECH EDUCATION will make the necessary arrangements to obtain it, at an additional cost.

future
health confidence people
education information tutors
guarantee accreditation teaching
institutions technology learning
community commitment
personalized service innovation
knowledge presentation
development languages
virtual classroom



Postgraduate Certificate

Bronchopulmonary

Neoplasms

- » Modality: online
- » Duration: 6 weeks
- » Certificate: TECH Technological University
- » Dedication: 16h/week
- » Schedule: at your own pace
- » Exams: online

Postgraduate Certificate

Bronchopulmonary Neoplasms