

Postgraduate Certificate

Breast Cancer in Medical Oncology





Postgraduate Certificate

Breast Cancer in Medical Oncology

- » Modality: online
- » Duration: 6 weeks
- » Certificate: TECH Global University
- » Credits: 6 ECTS
- » Schedule: at your own pace
- » Exams: online

Website: www.techtute.com/us/medicine/postgraduate-certificate/breast-cancer-medical-oncology

Index

01

Introduction

p. 4

02

Objectives

p. 8

03

Course Management

p. 12

04

Structure and Content

p. 16

05

Methodology

p. 20

06

Certificate

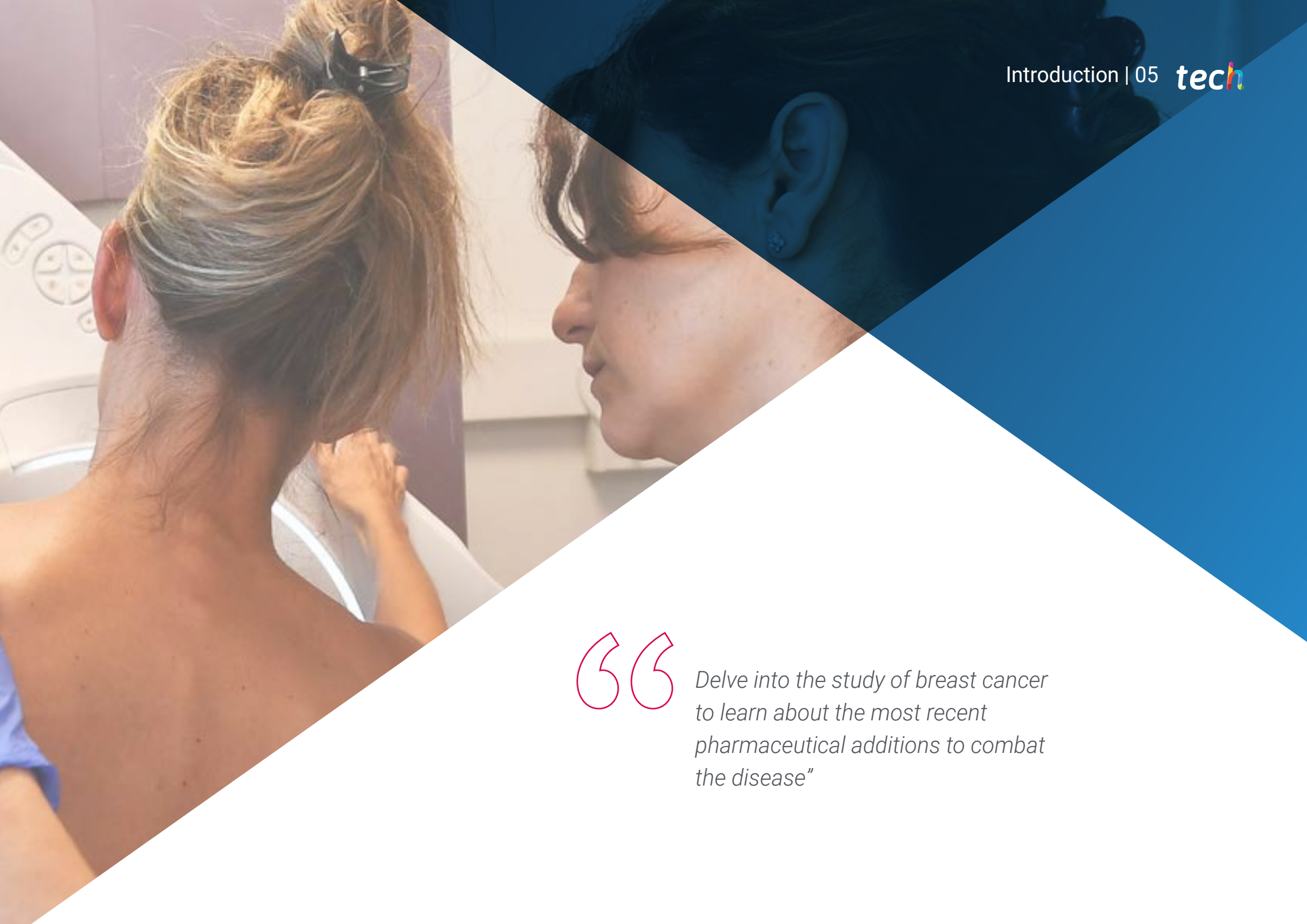
p. 28

01

Introduction

Medical advances in the 21st century reflect the rapid evolution of treatments for oncologic diseases. The recent discovery of new treatments for metastatic breast cancer is one of the evidences of medicinal development. Responding to these changes requires professionals focused on specific areas. Therefore, this program offers a broadening of knowledge to those physicians who are interested in delving deeper into the prevention of breast cancer, as well as the identification of its types and subtypes and the possible recovery of each patient. To achieve this, the online methodology applied by TECH allows the student to distribute the learning process according to their according to their possibilities and can even cover it without an Internet connection.





“

Delve into the study of breast cancer to learn about the most recent pharmaceutical additions to combat the disease”

Cases of oncological diseases have increased in recent years. This reality is added to the fact that the initial uncertainty regarding these conditions limited the study of physicians in this field. Therefore, it is necessary that there is an updated offer of teachings that expand on the latest medical and facultative incorporations regarding cancer diseases.

TECH offers a Postgraduate Certificate in Breast Cancer in Medical Oncology that teaches about the risk factors and prevention of the disease, as well as its diagnosis, follow-up and monitoring of the patient. In addition, this program delves into the types of treatment and the latest research, so that the student can assimilate the additional resources that can be put into practice after the latest oncological studies.

In order to reconcile this teaching with the user's availability, TECH applies a 100% online methodology, through audiovisual and downloadable contents, which are taught by professionals in the healthcare field. In this way, students will be able to update their knowledge in an optimal way without fixed timetables.

This **Postgraduate Certificate in Breast Cancer in Medical Oncology** contains the most complete and up-to-date scientific program on the market. The most important features include:

- ◆ Development of case studies presented by experts in Medical Oncology
- ◆ The graphic, schematic, and practical contents with which they are created, provide medical information on the disciplines that are essential for professional practice
- ◆ Practical exercises where the self-assessment process can be carried out to improve learning
- ◆ Its special emphasis on innovative methodologies
- ◆ Theoretical lessons, questions to the expert, debate forums on controversial topics, and individual reflection assignments
- ◆ Content that is accessible from any fixed or portable device with an Internet connection



Renew your knowledge in Oncology with this Postgraduate Certificate in Breast Cancer in Medical Oncology that is just a click away"

“

Be part of the new era of updated professionals and update your knowledge in breast tumors online”

The program's teaching staff includes professionals in the sector who contribute their work experience to this training program, as well as renowned specialists from leading societies and prestigious universities.

The multimedia content, developed with the latest educational technology, will provide the professional with situated and contextual learning, i.e., a simulated environment that will provide immersive education programmed to learn in real situations.

This program is designed around Problem-Based Learning, whereby the professional must try to solve the different professional practice situations that arise during the academic year. For this purpose, the students will be assisted by an innovative interactive video system created by renowned and experienced experts.

Renew your knowledge in Medicine to approach the new methods of early and advanced disease prognosis.

Delve deeper into a discipline focused on cyclin inhibitors (cdk4/6) and immunotherapy.



02 Objectives

This Postgraduate Certificate in Breast Cancer in Medical Oncology aims to facilitate the knowledge of high-level professionals to achieve intensive training. The latest additions in pharmaceuticals have created the need for medical graduates to update their methods and know how to adapt to new diagnoses. By being part of this PROGRAM, the student will receive a detailed teaching that will facilitate decision making in the real scientific scenario, the phases of project development of illness. In addition, you will be advised to guide patients in the survival of the disease.



“

Apply additional resources to accompany your patients through the process and cope with breast cancer in the right way”



General Objectives

- Know how to perform a good assessment of the cancer patient, starting with the epidemiology, diagnosis and staging of the most common tumors
- Delve into the complementary studies that help us diagnose and make decisions of the main neoplasms
- Become familiar with the main genetic syndromes that lead to the development of this disease
- Recognize and manage the main breast, lung, digestive, urological, gynecological and mesenchymal tumors

“

Increase your confidence in decision-making by renewing your medical knowledge to identify high, medium and low risk patients”





Specific Objectives

- ◆ Perform a detailed diagnosis, with an adequate staging of breast cancer
- ◆ Know the basics of early diagnosis of breast cancer, the target ages and differentiate screening for low, intermediate or high risk patients
- ◆ Distinguish the main subtypes of breast cancer, know the predictive and prognostic factors that help determine the best treatment, both in early and advanced disease
- ◆ Become acquainted with the different genetic platforms, which help to decide which patients benefit and which do not benefit from adjuvant chemotherapy treatment
- ◆ Determine which treatment is most appropriate for each patient, based on the subtype and stage of disease
- ◆ Know each of the available treatments for advanced disease, as well as the main toxicities derived from it, highlighting cyclin inhibitors (cdk4/6) and immunotherapy
- ◆ Understand the disease and have clear ideas regarding the management of patients with advanced, luminal, triple negative and HER 2 positive disease. Know which treatment should be chosen in each of the situations, both in the first instance and subsequently

03

Course Management

Based on the imminent increase in breast pathologies, especially in the area of cancer, TECH has turned to teachers working in this field to instruct its students. The experience of the teachers is fundamental in order to offer all the technical guarantees that are embodied in the contents of this program. Thanks to the equipment that supports the subject, the student will obtain a correct update of medical concepts to diagnose, with efficiency, the types and degrees of breast cancer. In this way, the student will be able to approach their objective with the support of experts who will be at their disposal 24 hours a day to solve all doubts and certify a gradual study.



“


TECH draws on leading oncology experts so that you too can obtain a higher degree of professionalism that will strategically position you in the marketplace”

International Guest Director

Dr. Lawrence Kleinberg is a leading specialist in the treatment of Brain and Spine Tumors by Radiation, including Stereotactic Radiosurgery. As such, with a solid background in research, his work has encompassed both Primary Tumors of the Central Nervous System, as well as Metastases from other locations. In addition, his expertise extends to the treatment of Esophageal Tumors, leading national clinical trials in these fields, which underlines his significant impact on Radiation Oncology.

He has also been awarded as one of the Best Doctors in America by the publishing organization Castle Connolly, both in the general category and in the specialty of Cancer. In this sense, it is worth mentioning his role as Vice Chair of Clinical Research at Johns Hopkins Medicine in Baltimore, United States, where his work has had a significant impact on the advancement of treatments and technologies in Oncology, contributing to improve the therapeutic options for patients with complex conditions. He has made numerous contributions to Medicine and Radiosurgery, establishing himself as an influential and respected leader in his field.

Internationally recognized for his excellence, Dr. Lawrence Kleinberg has been included in the list of the Top 1% of Doctors in his specialty by the US News and World Report. Likewise, his role as Co-Chair of the Eastern Cooperative Oncology Group's Brain Tumor Task Force and as Vice Chair of the Steering Committee of the NCI Esophageal and Gastric Tumor Cooperative Group has highlighted his leadership in research and clinical practice. In turn, his membership on the NCI Gastrointestinal Tumor Cooperative Group Steering Committee and the Neurologic Cancer Practice Accreditation Team for the American College of Radiation Oncology has highlighted his commitment to continuous improvement.



Dr. Lawrence, Kleinberg

- ♦ Vice Chair of Clinical Research at Johns Hopkins Medicine, Baltimore, United States
- ♦ Co-Chair of the Brain Tumor Working Group of the Eastern Cooperative Oncology Group (ECOG)
- ♦ Vice Chair of the Steering Committee of the NCI (National Cancer Institute) Esophageal and Gastric Tumor Cooperative Group
- ♦ Member of the Steering Committee of the NCI (National Cancer Institute) Gastrointestinal Tumors Cooperative Group
- ♦ Specialist in Radiation Oncology at Memorial Sloan Kettering Cancer Center.
- ♦ Doctor of Medicine from Yale University
- ♦ Member of: American Society of Clinical Oncology (American Society of Clinical Oncology)

“

Thanks to TECH, you will be able to learn with the best professionals in the world”

Management



Dr. Olier Gárate, Clara

- ♦ Specialist Physician at the University Hospital Fundación Alcorcón
- ♦ Medical Doctor via MIR in the Specialization in Oncology at the University Clinic of Navarra
- ♦ Specialist in the area of Breast Cancer, CNS, Melanoma, Sarcoma and Genetic Counseling
- ♦ Degree in Medicine from the University of Navarra



Dr. Moreno Muñoz, Diana

- ♦ Specialist Physician in Medical Oncology. at the University Hospital Fundación Alcorcón
- ♦ PhD in the Programming of Biomedicine at the University of Cordoba



Professors

Dr. Cajal Campo, Begoña

- Medical Specialist in Radiodiagnostics at the University Hospital Fundación Alcorcón
- Medical Specialist in Radiodiagnosis at the Central Unit of Radiodiagnosis
- Doctoral Graduate, Complutense University, Madrid
- Postgraduate Diploma in Breast Radiology from the University of Barcelona
- Advanced Studies Diploma in Surgical Specialities from the University of Cordoba
- Degree in Medicine from the University of Granada



Take the opportunity to learn about the latest advances in this field in order to apply it to your daily practice"

04

Structure and Content

The content of this Diploma in Breast Cancer in Medical Oncology has been reviewed in detail by medical oncologists. Thanks to their TECH can offer a study that explores the available treatments for advanced disease, as well as the main toxicities derived from it, highlighting cyclin inhibitors (cdk4/6) and immunotherapy. Furthermore, the Relearning methodology will make you avoid long hours of study, turning it into a constant learning process based on theoretical and practical foundations, which will prepare you for its application in real cases.



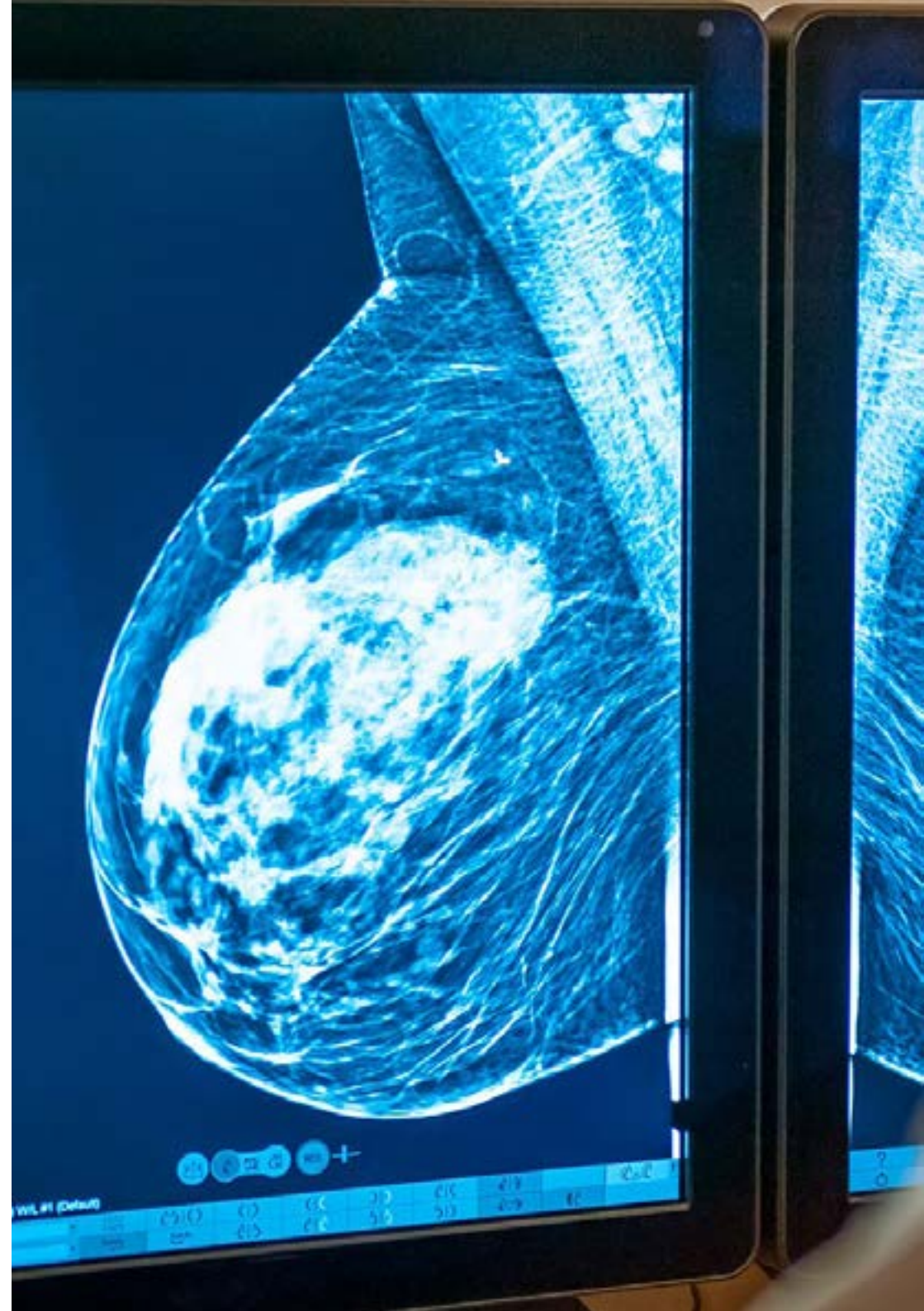


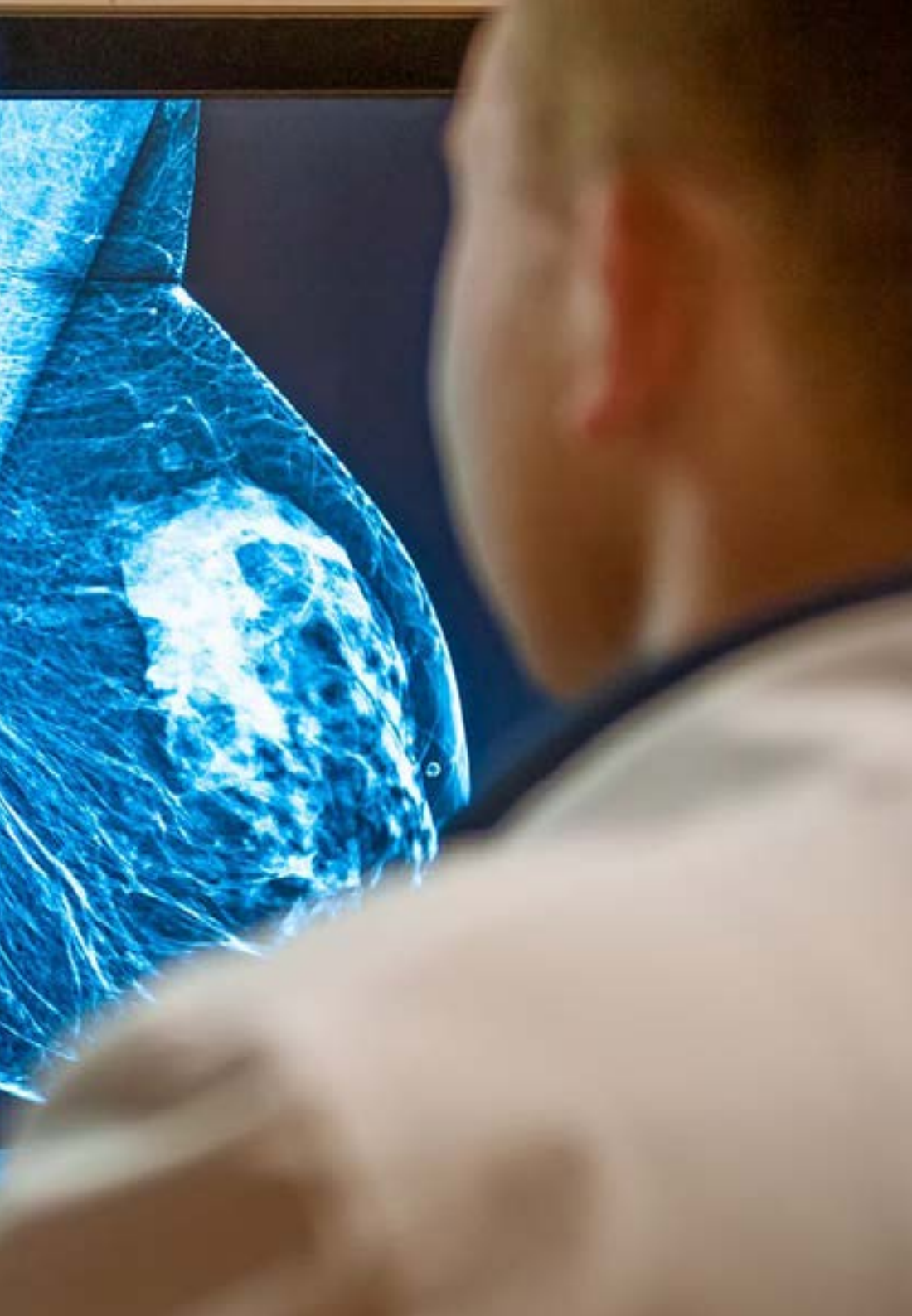
“

A training created to incorporate the acquired knowledge to your daily practice, obtaining the most appropriate diagnosis for your patients”

Module 1. Breast Cancer

- 1.1. Principles of Breast Cancer
 - 1.1.1. Epidemiology
 - 1.1.2. Risk Factors
- 1.2. Screening
- 1.3. Diagnosis
 - 1.3.1. Clinical Introduction and Diagnosis
- 1.4. Staging
- 1.5. Subtypes
- 1.6. Treatment of luminal Disease
 - 1.6.1. Localized Disease
 - 1.6.2. Advanced Disease
- 1.7. Treatment of HER 2 disease
 - 1.7.1. Localized Disease
 - 1.7.2. Advanced Disease
- 1.8. Treatment of triple negative disease
 - 1.8.1. Localized Disease
 - 1.8.2. Advanced Disease
- 1.9. Future prospects for luminal disease
- 1.10. Primary prevention





“

A program designed for doctors like you, committed to their profession and interested in expanding their knowledge to be more competitive in the job market”

05

Methodology

This academic program offers students a different way of learning. Our methodology uses a cyclical learning approach: **Relearning**.

This teaching system is used, for example, in the most prestigious medical schools in the world, and major publications such as the **New England Journal of Medicine** have considered it to be one of the most effective.





“

Discover Relearning, a system that abandons conventional linear learning, to take you through cyclical teaching systems: a way of learning that has proven to be extremely effective, especially in subjects that require memorization"

At TECH we use the Case Method

What should a professional do in a given situation? Throughout the program, students will face multiple simulated clinical cases, based on real patients, in which they will have to do research, establish hypotheses, and ultimately resolve the situation. There is an abundance of scientific evidence on the effectiveness of the method. Specialists learn better, faster, and more sustainably over time.

With TECH you will experience a way of learning that is shaking the foundations of traditional universities around the world.



According to Dr. Gérvas, the clinical case is the annotated presentation of a patient, or group of patients, which becomes a "case", an example or model that illustrates some peculiar clinical component, either because of its teaching power or because of its uniqueness or rarity. It is essential that the case is based on current professional life, trying to recreate the real conditions in the physician's professional practice.

“

Did you know that this method was developed in 1912, at Harvard, for law students? The case method consisted of presenting students with real-life, complex situations for them to make decisions and justify their decisions on how to solve them. In 1924, Harvard adopted it as a standard teaching method”

The effectiveness of the method is justified by four fundamental achievements:

1. Students who follow this method not only achieve the assimilation of concepts, but also a development of their mental capacity, through exercises that evaluate real situations and the application of knowledge.
2. Learning is solidly translated into practical skills that allow the student to better integrate into the real world.
3. Ideas and concepts are understood more efficiently, given that the example situations are based on real-life.
4. Students like to feel that the effort they put into their studies is worthwhile. This then translates into a greater interest in learning and more time dedicated to working on the course.



Relearning Methodology

At TECH we enhance the case method with the best 100% online teaching methodology available: Relearning.

This university is the first in the world to combine the study of clinical cases with a 100% online learning system based on repetition, combining a minimum of 8 different elements in each lesson, a real revolution with respect to the mere study and analysis of cases.

Professionals will learn through real cases and by resolving complex situations in simulated learning environments. These simulations are developed using state-of-the-art software to facilitate immersive learning.



At the forefront of world teaching, the Relearning method has managed to improve the overall satisfaction levels of professionals who complete their studies, with respect to the quality indicators of the best online university (Columbia University).

With this methodology, more than 250,000 physicians have been trained with unprecedented success in all clinical specialties regardless of surgical load. Our pedagogical methodology is developed in a highly competitive environment, with a university student body with a strong socioeconomic profile and an average age of 43.5 years old.

Relearning will allow you to learn with less effort and better performance, involving you more in your specialization, developing a critical mindset, defending arguments, and contrasting opinions: a direct equation to success.

In our program, learning is not a linear process, but rather a spiral (learn, unlearn, forget, and re-learn). Therefore, we combine each of these elements concentrically.

The overall score obtained by TECH's learning system is 8.01, according to the highest international standards.



This program offers the best educational material, prepared with professionals in mind:



Study Material

All teaching material is produced by the specialists who teach the course, specifically for the course, so that the teaching content is highly specific and precise.

These contents are then applied to the audiovisual format, to create the TECH online working method. All this, with the latest techniques that offer high quality pieces in each and every one of the materials that are made available to the student.



Surgical Techniques and Procedures on Video

TECH introduces students to the latest techniques, the latest educational advances and to the forefront of current medical techniques. All of this in direct contact with students and explained in detail so as to aid their assimilation and understanding. And best of all, you can watch the videos as many times as you like.



Interactive Summaries

The TECH team presents the contents attractively and dynamically in multimedia lessons that include audio, videos, images, diagrams, and concept maps in order to reinforce knowledge.

This exclusive educational system for presenting multimedia content was awarded by Microsoft as a "European Success Story".



Additional Reading

Recent articles, consensus documents and international guidelines, among others. In TECH's virtual library, students will have access to everything they need to complete their course.





Expert-Led Case Studies and Case Analysis

Effective learning ought to be contextual. Therefore, TECH presents real cases in which the expert will guide students, focusing on and solving the different situations: a clear and direct way to achieve the highest degree of understanding.



Testing & Retesting

We periodically evaluate and re-evaluate students' knowledge throughout the program, through assessment and self-assessment activities and exercises, so that they can see how they are achieving their goals.



Classes

There is scientific evidence on the usefulness of learning by observing experts. The system known as Learning from an Expert strengthens knowledge and memory, and generates confidence in future difficult decisions.



Quick Action Guides

TECH offers the most relevant contents of the course in the form of worksheets or quick action guides. A synthetic, practical, and effective way to help students progress in their learning.



06 Certificate

The Postgraduate Certificate in Breast Cancer Medical Oncology guarantees students, in addition to the most rigorous and up-to-date education, access to a Postgraduate Certificate issued by TECH Global University.



“

*Successfully complete this program
and receive your university qualification
without having to travel or fill out
laborious paperwork”*

This program will allow you to obtain your **Postgraduate Certificate in Breast Cancer in Medical Oncology** endorsed by **TECH Global University**, the world's largest online university.

TECH Global University is an official European University publicly recognized by the Government of Andorra ([official bulletin](#)). Andorra is part of the European Higher Education Area (EHEA) since 2003. The EHEA is an initiative promoted by the European Union that aims to organize the international training framework and harmonize the higher education systems of the member countries of this space. The project promotes common values, the implementation of collaborative tools and strengthening its quality assurance mechanisms to enhance collaboration and mobility among students, researchers and academics.

This **TECH Global University** title is a European program of continuing education and professional updating that guarantees the acquisition of competencies in its area of knowledge, providing a high curricular value to the student who completes the program.

Title: **Postgraduate Certificate in Breast Cancer in Medical Oncology**

Modality: **online**

Duration: **6 weeks**

Accreditation: **6 ECTS**



*Apostille Convention. In the event that the student wishes to have their paper diploma issued with an apostille, TECH Global University will make the necessary arrangements to obtain it, at an additional cost.

future
health confidence people
education information tutors
guarantee accreditation teaching
institutions technology learning
community commitment
personalized service innovation
knowledge present quality
development languages
virtual classroom

tech global
university

Postgraduate Certificate

Breast Cancer in
Medical Oncology

- » Modality: online
- » Duration: 6 weeks
- » Certificate: TECH Global University
- » Credits: 6 ECTS
- » Schedule: at your own pace
- » Exams: online

Postgraduate Certificate

Breast Cancer in Medical Oncology

