

Postgraduate Certificate

Biostimulation with Platelet
Rich Plasma (PRP)





Postgraduate Certificate Biostimulation with Platelet Rich Plasma (PRP)

- » Modality: online
- » Duration: 6 weeks
- » Certificate: TECH Global University
- » Credits: 6 ECTS
- » Schedule: at your own pace
- » Exams: online

Website: www.techtute.com/us/medicine/postgraduate-certificate/biostimulation-platelet-rich-plasma-prp

Index

01

Introduction

p. 4

02

Objectives

p. 8

03

Course Management

p. 12

04

Structure and Content

p. 16

05

Methodology

p. 20

06

Certificate

p. 28

01

Introduction

PRP is a product obtained from the patient's own blood, rich in growth factors and proteins that stimulate tissue regeneration and repair. Its application is done through various techniques such as needles, Dermapen or masks, among others. The benefits of PRP treatment cover from hair regeneration to facial and body aesthetics, which makes it a procedure in great demand by patients in the current context. Therefore, TECH has created this 100% online degree in which it will provide the physician with the most updated and rigorous information on plasma biostimulation. All of this through audiovisual resources, complementary readings and exercises developed with the Relearning methodology.



“

*You will face real and simulation cases
that will enhance your medical skills"*

Platelet-rich plasma (PRP) biostimulation has become a highly demanded technique in aesthetic and regenerative medicine. An increasing number of people are looking for non-invasive and safe treatments to improve their physical appearance and PRP meets these expectations. Additionally, advances in medical technology and the growing research in this area have allowed the expansion of its applications, covering fields such as dermatology, trichology and sports medicine.

Facing this growing demand, it is essential for medical professionals to have up-to-date and rigorous training, which is why TECH has created this degree. The Postgraduate Certificate in Biostimulation with Platelet Rich Plasma is an adequate response to these needs, providing a complete update of its technique and application.

All this informative material can be accessed by the physician from any device with an internet connection, without having to go to an on-site training center. In addition, it uses the innovative Relearning methodology, based on the repetition and presentation of real cases. In this way, the professional will be confronted with current scenarios that will allow him/her to understand the implications of each intervention.

This **Postgraduate Certificate in Biostimulation with Platelet Rich Plasma (PRP)** contains the most complete and up-to-date scientific program on the market. The most important features include:

- ◆ This Postgraduate Certificate in Biostimulation with Platelet Rich Plasma (PRP) contains the most complete and updated scientific program in the market
- ◆ The graphic, schematic, and practical contents with which they are created, provide scientific and practical information on the disciplines that are essential for professional practice
- ◆ Practical exercises where self-assessment can be used to improve learning
- ◆ Its special emphasis on innovative methodologies
- ◆ Theoretical lessons, questions to the expert, debate forums on controversial topics, and individual reflection assignments
- ◆ Content that is accessible from any fixed or portable device with an Internet connection



Thanks to this program you will learn the process to be carried out for a correct biostimulation with plasma"

“

You will be up-to-date in a sector with high demand and great future projection”

You will learn the benefits of PRP treatment and implement it according to patient requirements.

Take this degree from the place of your choice, without having to travel to on-site centers.

The program's teaching staff includes professionals from sector who contribute their work experience to this educational program, as well as renowned specialists from leading societies and prestigious universities.

Its multimedia content, developed with the latest educational technology, will provide the professional with situated and contextual learning, i.e., a simulated environment that will provide an immersive education programmed to learn in real situations.

The design of this program focuses on Problem-Based Learning, by means of which the professional must try to solve the different professional practice situations that are presented throughout the academic course. For this purpose, the student will be assisted by an innovative interactive video system created by renowned experts.



02 Objectives

One of TECH's main objectives when it comes to developing a degree program is the selection of academic subjects that allow professionals to broaden their knowledge and strengthen their skills to achieve their work goals. Thus, with the Relearning methodology, a practical process is guaranteed, developing activities based on real cases and simulations. In this way, the professional will be trained in a booming and constantly evolving sector within the medical field.





“

Thanks to the 100% online format, you will be able to accommodate your schedule to your liking, thus combining your work with your care"



General Objectives

- ◆ Update the professional's knowledge in order to be a Aesthetic Medicine expert on the best and newest treatments and to know how to apply them in an adequate and individualized way for each patient
- ◆ Influence the establishment of the most innovative guidelines for an exquisite doctor-patient relationship
- ◆ Get updated on the most important advices regarding risk prevention, complications and emergency situations
- ◆ Learn about the latest developments in Aesthetic Medicine, its treatments and techniques in a way that is not purely theoretical, but through dynamic and practical material





Specific Objectives

- ◆ Know the tremendous relevance of PRP and its various applications in Aesthetic Medicine today
- ◆ Elaborate a good plasma treatment, thus obtaining the best results based on the guidelines of current Aesthetic Medicine
- ◆ Know the most effective and innovative techniques for its application according to the physiological characteristics of the patient

“

You will learn about the risks and medical implications that can be generated by a bad medical procedure”

03

Course Management

In order to provide an immersive and highly beneficial experience, TECH has selected for the direction of this program an active teaching staff with several years of experience in aesthetic medicine, who have also specialized in the field of plasma biostimulation. They are experts and specialists who have worked together to pour all their knowledge into the syllabus of the program, which will guarantee the students an exclusive and rigorous experience of professional updating.






“

You will be trained through high-impact audiovisual resources, designed by experts and specialists with several years of experience”

Management



Dr. Ruiz Allende, Alba María

- ♦ Medical Director of Aesthetic Medicine of the Clínica Londres Group
- ♦ Director of the Department of Aesthetic Medicine in the IMEMA Clinic
- ♦ Aesthetic medicine workshops trainer
- ♦ University professor at the CEU and UCAM
- ♦ Professor of MIR preparation at CTO
- ♦ Clinical researcher and editor of the magazine Emergency Live
- ♦ Residency in the specialty of Family, Community and Emergency Medicine at the Hospital Clínico San Carlos
- ♦ Master in Aesthetic Medicine and Nutrition at the Catholic University San Antonio of Murcia
- ♦ Master's Degree in Business Management from the Catholic University San Antonio of Murcia
- ♦ Master's Degree in Clinical Bioethics from UIMP

Professors

Dr. Álvarez Roca, Eva

- ♦ Corporate Medical Advisor in the Medical Department of Mediderma-Sesderma
- ♦ Master of Continuing Education in Aesthetic Medicine and Comprehensive Rejuvenation by the Catholic University of Valencia and the European Medical College
- ♦ MBA with Specialization in Health and Hospital Management from MF Nebrija
- ♦ Degree in Medicine from the Complutense University of Madrid
- ♦ Speaker at national and international medicine congresses
- ♦ International cooperation in health projects in Cameroon, Ghana, Benin and Honduras

Dr. Albors Vaquer, Arturo

- ♦ Corporate Coordinator of the Medical Department in Mediderma
- ♦ Medical Advisor at Mediderma-Sesderma
- ♦ Scientific Researcher at La Fe Health Research Institute
- ♦ Speaker at various workshops, congresses and scientific conferences related to the area of Aesthetic Medicine
- ♦ Biotechnology Degree from the Catholic University of Valencia
- ♦ Master's Degree in Research and Rational Use of Medicines from the University of Valencia



04

Structure and Content

The syllabus of this program has been designed following the guidelines required by the medical sector. Within it, the professional will find up-to-date and rigorous information on plasma biostimulation and platelet-rich properties. This content will be available on the virtual campus, which can be accessed from any device with an internet connection and will be available 24 hours a day. In this way, the professional will be trained in a booming sector with great demand.





“

In addition to its broad informative content, it offers the most innovative audiovisual resources developed with the latest technology”

Module 1. Biostimulation with platelet-rich plasma (PRP)

- 1.1. What is PRP
 - 1.1.1. Concept
 - 1.1.2. Main current indications in medicine
 - 1.1.3. Main indications in Aesthetic Medicine
 - 1.1.4. Principal indications in trichology
- 1.2. What does PRP treatment consist of? Step-by-Step Explanation
 - 1.2.1. What does PRP treatment consist of
 - 1.2.2. Step-by-Step Explanation
 - 1.2.3. Possible Complications
- 1.3. Obtaining the PRP open technique
 - 1.3.1. What Is It?
 - 1.3.2. Risk
 - 1.3.3. Biosecurity
- 1.4. Obtaining the PRP closed technique
 - 1.4.1. What Is It?
 - 1.4.2. Benefits over the open
 - 1.4.3. Biosecurity
- 1.5. How to centrifuge PRP and its activation
 - 1.5.1. Centrifuge
 - 1.5.2. Choosing the right speed and centrifugation time
 - 1.5.3. Platelet activation
- 1.6. Application Techniques PRP
 - 1.6.1. How PRP is applied to our patients
 - 1.6.2. Techniques: needles and Dermapen
 - 1.6.3. PRP facial mask
- 1.7. Benefits of PRP treatment
 - 1.7.1. Benefits at capillary level
 - 1.7.2. Benefits in terms of facial esthetics
 - 1.7.3. Benefits in terms of body esthetics



- 1.8. Risk
 - 1.8.1. PRP application risks
 - 1.8.2. Contraindications for PRP application
- 1.9. New generation PRP (2nd, 3rd and 4th generation)
 - 1.9.1. 2nd generation PRP
 - 1.9.2. 3rd generation PRP
 - 1.9.3. 4th and 5th generation PRP
- 1.10. Adverse Effects
 - 1.10.1. Most common undesirable effects of PRP use
 - 1.10.2. How to manage the side effects caused by the use of PRP

“

*This Postgraduate Certificate becomes
your best tool for medical updating”*



05

Methodology

This academic program offers students a different way of learning. Our methodology uses a cyclical learning approach: **Relearning**.

This teaching system is used, for example, in the most prestigious medical schools in the world, and major publications such as the **New England Journal of Medicine** have considered it to be one of the most effective.



“

Discover Relearning, a system that abandons conventional linear learning, to take you through cyclical teaching systems: a way of learning that has proven to be extremely effective, especially in subjects that require memorization"

At TECH we use the Case Method

What should a professional do in a given situation? Throughout the program, students will face multiple simulated clinical cases, based on real patients, in which they will have to do research, establish hypotheses, and ultimately resolve the situation. There is an abundance of scientific evidence on the effectiveness of the method. Specialists learn better, faster, and more sustainably over time.

With TECH you will experience a way of learning that is shaking the foundations of traditional universities around the world.



According to Dr. Gérvas, the clinical case is the annotated presentation of a patient, or group of patients, which becomes a "case", an example or model that illustrates some peculiar clinical component, either because of its teaching power or because of its uniqueness or rarity. It is essential that the case is based on current professional life, trying to recreate the real conditions in the physician's professional practice.

“

Did you know that this method was developed in 1912, at Harvard, for law students? The case method consisted of presenting students with real-life, complex situations for them to make decisions and justify their decisions on how to solve them. In 1924, Harvard adopted it as a standard teaching method”

The effectiveness of the method is justified by four fundamental achievements:

1. Students who follow this method not only achieve the assimilation of concepts, but also a development of their mental capacity, through exercises that evaluate real situations and the application of knowledge.
2. Learning is solidly translated into practical skills that allow the student to better integrate into the real world.
3. Ideas and concepts are understood more efficiently, given that the example situations are based on real-life.
4. Students like to feel that the effort they put into their studies is worthwhile. This then translates into a greater interest in learning and more time dedicated to working on the course.



Relearning Methodology

At TECH we enhance the case method with the best 100% online teaching methodology available: Relearning.

This university is the first in the world to combine the study of clinical cases with a 100% online learning system based on repetition, combining a minimum of 8 different elements in each lesson, a real revolution with respect to the mere study and analysis of cases.

Professionals will learn through real cases and by resolving complex situations in simulated learning environments. These simulations are developed using state-of-the-art software to facilitate immersive learning.



At the forefront of world teaching, the Relearning method has managed to improve the overall satisfaction levels of professionals who complete their studies, with respect to the quality indicators of the best online university (Columbia University).

With this methodology, more than 250,000 physicians have been trained with unprecedented success in all clinical specialties regardless of surgical load. Our pedagogical methodology is developed in a highly competitive environment, with a university student body with a strong socioeconomic profile and an average age of 43.5 years old.

Relearning will allow you to learn with less effort and better performance, involving you more in your specialization, developing a critical mindset, defending arguments, and contrasting opinions: a direct equation to success.

In our program, learning is not a linear process, but rather a spiral (learn, unlearn, forget, and re-learn). Therefore, we combine each of these elements concentrically.

The overall score obtained by TECH's learning system is 8.01, according to the highest international standards.



This program offers the best educational material, prepared with professionals in mind:



Study Material

All teaching material is produced by the specialists who teach the course, specifically for the course, so that the teaching content is highly specific and precise.

These contents are then applied to the audiovisual format, to create the TECH online working method. All this, with the latest techniques that offer high quality pieces in each and every one of the materials that are made available to the student.



Surgical Techniques and Procedures on Video

TECH introduces students to the latest techniques, the latest educational advances and to the forefront of current medical techniques. All of this in direct contact with students and explained in detail so as to aid their assimilation and understanding. And best of all, you can watch the videos as many times as you like.



Interactive Summaries

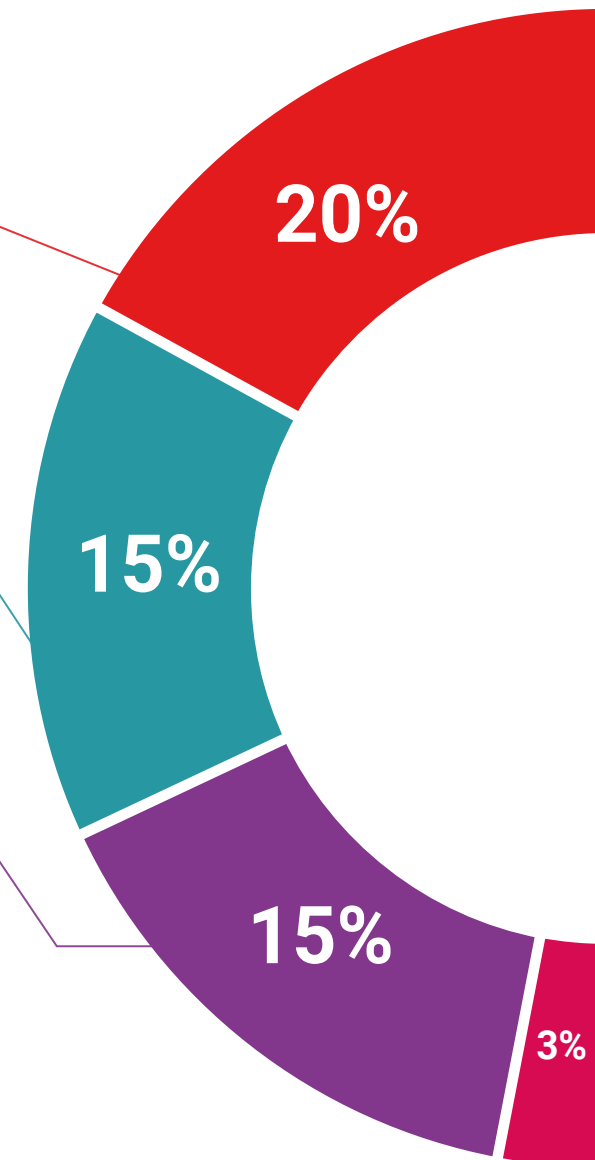
The TECH team presents the contents attractively and dynamically in multimedia lessons that include audio, videos, images, diagrams, and concept maps in order to reinforce knowledge.

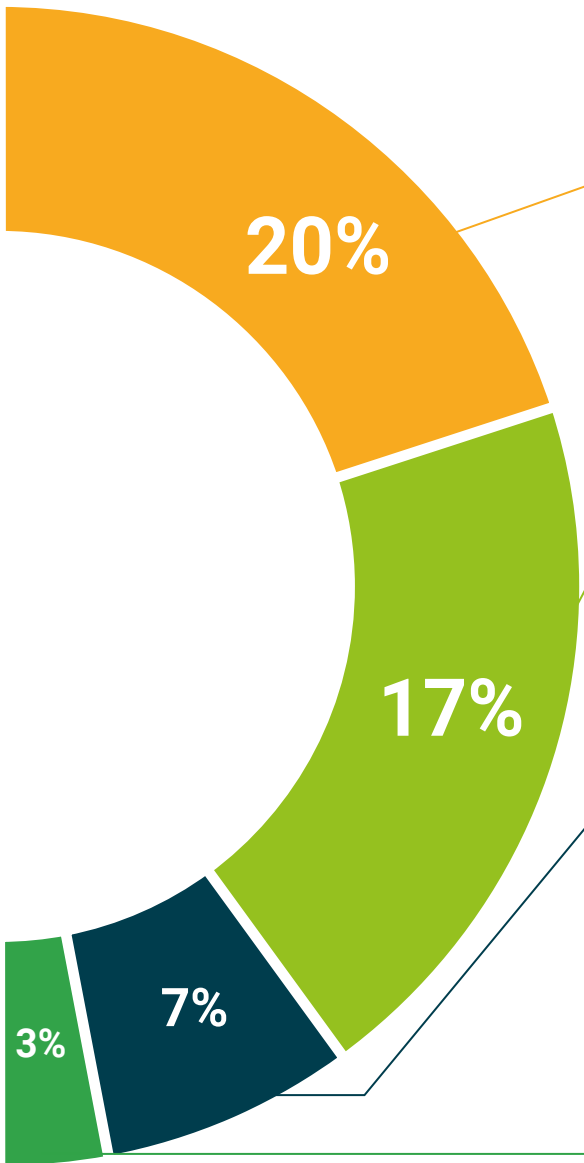
This exclusive educational system for presenting multimedia content was awarded by Microsoft as a "European Success Story".



Additional Reading

Recent articles, consensus documents and international guidelines, among others. In TECH's virtual library, students will have access to everything they need to complete their course.





Expert-Led Case Studies and Case Analysis

Effective learning ought to be contextual. Therefore, TECH presents real cases in which the expert will guide students, focusing on and solving the different situations: a clear and direct way to achieve the highest degree of understanding.



Testing & Retesting

We periodically evaluate and re-evaluate students' knowledge throughout the program, through assessment and self-assessment activities and exercises, so that they can see how they are achieving their goals.



Classes

There is scientific evidence on the usefulness of learning by observing experts. The system known as Learning from an Expert strengthens knowledge and memory, and generates confidence in future difficult decisions.



Quick Action Guides

TECH offers the most relevant contents of the course in the form of worksheets or quick action guides. A synthetic, practical, and effective way to help students progress in their learning.



06 Certificate

The Postgraduate Certificate in Biostimulation with Platelet Rich Plasma (PRP), in addition to the most rigorous and up-to-date education, access to a Postgraduate Certificate issued by TECH Global University.





Successfully complete this program and receive your university qualification without having to travel or fill out laborious paperwork"

This program will allow you to obtain your **Postgraduate Certificate in Biostimulation with Platelet Rich Plasma (PRP)** endorsed by **TECH Global University**, the world's largest online university.

TECH Global University is an official European University publicly recognized by the Government of Andorra ([official bulletin](#)). Andorra is part of the European Higher Education Area (EHEA) since 2003. The EHEA is an initiative promoted by the European Union that aims to organize the international training framework and harmonize the higher education systems of the member countries of this space. The project promotes common values, the implementation of collaborative tools and strengthening its quality assurance mechanisms to enhance collaboration and mobility among students, researchers and academics.

This **TECH Global University** title is a European program of continuing education and professional updating that guarantees the acquisition of competencies in its area of knowledge, providing a high curricular value to the student who completes the program.

Title: **Postgraduate Certificate in Biostimulation with Platelet Rich Plasma (PRP)**

Modality: **online**

Duration: **6 weeks**

Accreditation: **6 ECTS**



*Apostille Convention. In the event that the student wishes to have their paper diploma issued with an apostille, TECH Global University will make the necessary arrangements to obtain it, at an additional cost.

future
health confidence people
education information tutors
guarantee accreditation teaching
institutions technology learning
community commitment
personalized service innovation
knowledge present
development language
virtual classroom



Postgraduate Certificate
Biostimulation with
Platelet Rich Plasma (PRP)

- » Modality: Online
- » Duration: 6 weeks
- » Certificate: TECH Global University
- » Credits: 6 ECTS
- » Schedule: at your own pace
- » Exams: online

Postgraduate Certificate

Biostimulation with Platelet Rich Plasma (PRP)

