

# Postgraduate Certificate

## Benign Pathology of the Biliary Tract and Pancreas



## Postgraduate Certificate Benign Pathology of the Biliary Tract and Pancreas

- » Modality: online
- » Duration: 6 weeks
- » Certificate: TECH Global University
- » Credits: 6 ECTS
- » Schedule: at your own pace
- » Exams: online

Website: [www.techtute.com/us/medicine/postgraduate-certificate/benign-pathology-biliary-tract-pancreas](http://www.techtute.com/us/medicine/postgraduate-certificate/benign-pathology-biliary-tract-pancreas)

# Index

01

Introduction

---

*p. 4*

02

Objectives

---

*p. 8*

03

Course Management

---

*p. 12*

04

Structure and Content

---

*p. 16*

05

Methodology

---

*p. 20*

06

Certificate

---

*p. 28*

# 01

# Introduction

Benign diseases of the biliary tract and pancreas are a global health concern. Although not cancerous, this variety of conditions includes both pathologies and disorders that affect the normal functioning of these anatomical structures. Among them, gallstones and acute pancreatitis stand out. In view of this, specialists must delve deeper into their symptoms in order to provide the most innovative treatments, keeping themselves duly updated. For this reason, TECH has implemented a disruptive program that covers the characteristics, symptoms and treatments of these benign conditions. To this end, the program has an exclusive 100% online methodology, based on the Relearning system, which allows the incorporation of complex concepts into professional practice without unnecessary memorization exercises.





“

*You will deepen your understanding of gallbladder adenocarcinoma staging with this advanced university program”*

According to the World Health Organization, benign tumors of the pancreas and biliary tract are mostly rare or uncommon. However, despite their low incidence, these types of neoplasms are a potential risk for the patient as they can change their status and develop into a more serious health problem. Therefore, their removal is important, as well as the use of innovative surgical techniques to perform these processes successfully. Thus, physicians are forced to constantly update themselves and incorporate the most advanced diagnostic and therapeutic criteria into their daily practice.

Surgeons seeking to update their skills in this field will find in this program an exclusive academic opportunity. Thanks to its disruptive syllabus, students have at their fingertips the treatments of pancreatic adenocarcinoma by surgery, chemotherapy or radiotherapy. At the same time, the process of obtaining histological sections to obtain essential information on the composition or organization of potentially damaged tissues is analyzed. In addition, innovative materials on the treatment of extrahepatic cholangiocarcinoma are available to professionals.

In order to reinforce these contents, the methodology of this program reinforces its innovative character. TECH offers a 100% online educational environment, tailored to the needs of busy professionals looking to advance their careers. It also employs the Relearning methodology, based on the repetition of key concepts to fix knowledge and facilitate learning. Thus, the combination of flexibility and a robust pedagogical approach makes it highly accessible. Students will also have access to a library full of multimedia resources in different audiovisual formats such as interactive summaries, explanatory videos, photographs, case studies and infographics.

This **Postgraduate Certificate in Benign Pathology of the Biliary Tract and Pancreas** contains the most complete and up-to-date scientific program on the market. The most important features include:

- ♦ The development of case studies presented by experts in Benign Pathology of the Biliary Tract and Pancreas.aw
- ♦ The graphic, schematic, and practical contents with which they are created, provide scientific and practical information on the disciplines that are essential for professional practice
- ♦ Practical exercises where the self-assessment process can be carried out to improve learning
- ♦ Its special emphasis on innovative methodologies
- ♦ Theoretical lessons, questions to the expert, debate forums on controversial topics, and individual reflection assignments
- ♦ Content that is accessible from any fixed or portable device with an Internet connection



*Master the surgical technique of cephalic pancreatectomy with TECH, the best digital university in the world according to Forbes"*

“

*You will achieve your objectives thanks to TECH's didactic tools, among which the explanatory videos and interactive summaries stand out"*

The program's teaching staff includes professionals from the field who contribute their work experience to this educational program, as well as renowned specialists from leading societies and prestigious universities.

The multimedia content, developed with the latest educational technology, will provide the professional with situated and contextual learning, i.e., a simulated environment that will provide immersive education programmed to learn in real situations.

This program is designed around Problem-Based Learning, whereby the professional must try to solve the different professional practice situations that arise during the academic year. For this purpose, the students will be assisted by an innovative interactive video system created by renowned and experienced experts.

*Get up to date on the latest technological trends in benign pathologies of the biliary tract and pancreas.*

*Explore the advantages of the multidisciplinary team to appreciate pancreatic cancer in more detail. Enroll now!*



# 02 Objectives

This program will provide students with an in-depth analysis of the anatomy, physiology and pathologies that affect both the biliary tract and the pancreas. To this end, the curriculum will focus on advanced diagnostic imaging techniques, including cholangiography. In this way, graduates will assess biliary anatomy with greater precision and diagnose disorders to ensure the well-being of users.



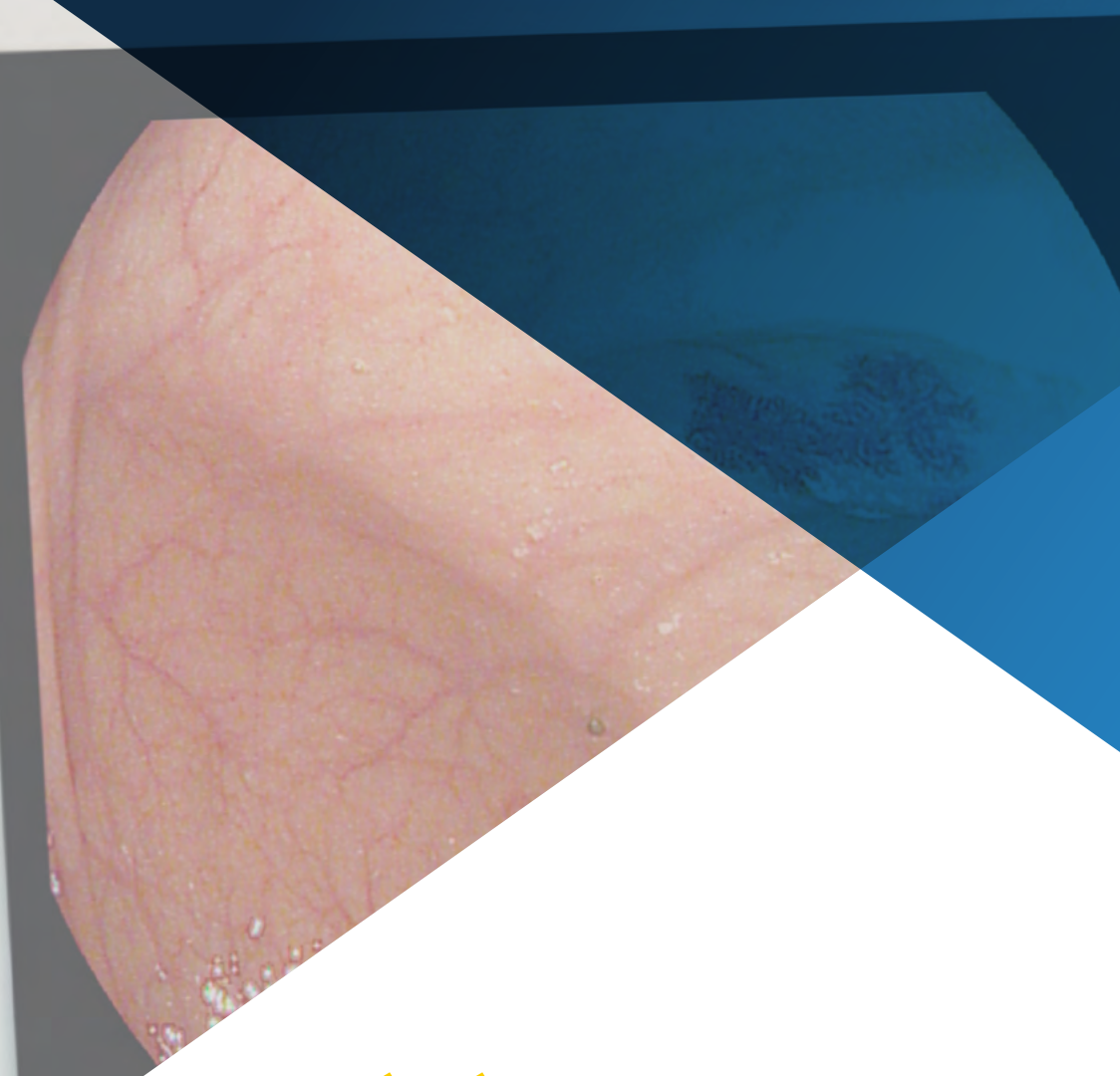


ID

Age

Sex

Comment



“

*A program designed with a 100% online format to fit the schedules of busy professionals”*



## General Objectives

---

- ◆ Develop a thorough understanding of the normal anatomy of the liver, including vascular distribution, hepatic segmentation, and anatomical relationships
- ◆ Establish a solid foundation in normal liver physiology to facilitate identification of pathological deviations
- ◆ Establish a thorough understanding of the pathophysiology of benign liver diseases, including steatosis, chronic hepatitis, and other conditions
- ◆ Improve ethical decision making in the selection and application of diagnostic procedures, considering patient safety and well-being
- ◆ Stimulate interest in research on pancreatic diseases and promote constant updating on therapeutic and technological advances





## Specific Objectives

---

- ◆ Establish an in-depth understanding of the pathophysiology of benign diseases affecting the bile duct and pancreas, including biliary lithiasis, pancreatic cysts, and other conditions
- ◆ Develop the ability to identify and classify different benign conditions in the biliary tract and pancreas, recognizing their distinctive characteristics
- ◆ Become familiar with specific diagnostic techniques for benign disease, such as abdominal ultrasound and cholangiography, for accurate evaluation
- ◆ Identify possible complications associated with benign diseases and learn how to prevent and manage them effectively

“

*Acquire knowledge without geographical limitations or pre-established timing”*

# 03

## Course Management

In its commitment to provide educational excellence, TECH has a faculty of international prestige. These specialists have extensive professional experience, being part of renowned health centers. In addition, they are characterized by a deep knowledge of benign pathologies of both the biliary tract and the pancreas. They also offer the most modern technological resources in the healthcare market. In this way, students have the guarantees they need to update their competencies and acquire new skills to provide the best services to their patients.



“

*Looking to update your knowledge?  
Achieve your goal thanks to TECH in  
180 hours"*

## International Guest

Surgery and liver transplantation are the fields of research to which the eminent French physician and researcher Eric Vibert has devoted his professional career. For almost three decades, this expert has been involved in the holistic approach to primary liver cancer. Based on these interests, he has positioned himself as a true reference in this field, making significant contributions.

Dr. Vibert also leads a consortium called BOPA, which includes the University Paris-Saclay, the Ecole Mines Télécom and the Hepatobiliary Center of the Paul-Brousse Hospital (AP-HP). The aim of this project is to improve safety in operating rooms. To this end, its innovations are based on digital technologies, in gestation or already existing, which make it possible to increase the range of vision, speech and touch of the medical staff before any type of operation. These contributions, first implemented in simulated surgical rooms, have allowed the validation of multiple disruptive procedures.

In addition, this scientific pioneer is committed to connecting professionals from different fields in order to reinvent surgical practices. That is why his teams bring together engineers and computer scientists, as well as physicians, anesthesiologists, nurses and many other specialists. A work strategy that he continually integrates into his responsibilities and into the leadership of the Department of Surgery and Liver Transplantation at the Paul-Brousse de Villejuif Hospital in Paris.

In terms of academic impact, Dr. Vibert has more than 130 communications at international conferences and 30 plenary lectures. He also has an impressive H-index of 43, having authored 212 publications in first impact journals. He is also the author of the book *Droit à l'Erreur, Devoir de Transparence*, which deals with transparency and error management in medicine, and is the creator of the Week-End de l'Innovation Chirurgicale, with which he has left an everlasting medical-surgical mark.



## Dr. Vibert, Eric

---

- Chief of Surgery and Liver Transplantation at the Paul-Brousse de Villejuif Hospital, Paris, France
- Head of the Surgical Innovation Group at the University of Paris Sud
- Specialist in Liver and Biliary Tract Cancer Surgery
- Head of the Surgical Innovation Group of GH Paris Sud
- Director of Research, Biomedical/Medical Engineering at the University Paris-Sud
- Creator and Organizer of the Week-End de l'Innovation Chirurgicale
- Doctor of Medicine, St. Antoine Faculty of Medicine, University Paris VI

“

*Thanks to TECH you will be able to learn with the best professionals in the world”*

## Management



### Dr. Farah Al Shwely Abduljabar

- ♦ Head of the Hepatobiliopancreatic Surgery Unit of the University Hospital of Guadalajara
- ♦ Doctorate in Medicine, University of Alcalá
- ♦ Specialist in General and Digestive System Surgery at the University Hospital of Guadalajara
- ♦ Astellas Fellowship in Hepatobiliopancreatic Surgery and Liver and Pancreatic Transplantation
- ♦ Master's Degree in Hepatology and Clinical Research from the University of Barcelona
- ♦ Master's Degree in Medical Expertise and Valuation of Bodily Injury by the University of Barcelona
- ♦ Degree in Medicine from the University of Alcalá, Spain
- ♦ Reviewer of the Central European Journal Of Medicine
- ♦ Member of the Spanish Association of Surgeons
- ♦ Editor of: Journal Of Liver and Clinical Research, EC Orthopaedics, Austin Pancreatic Disorders y Annals of Clinical Cytology and Pathology





## Professors

### Dr. Daniel Alejandro Díaz Candelas

- ◆ Specialist in General and Digestive System Surgery at the University Hospital of Guadalajara
- ◆ Graduated in Esophagogastric Surgery Basis
- ◆ Degree in Medicine from the Central University of Venezuela
- ◆ Teacher at the University Hospital of Guadalajara

### Dr. Mariam Bajawi

- ◆ Specialist in General and Digestive System Surgery at the University Hospital of Guadalajara
- ◆ Clinical Professor of General and Digestive System Surgery
- ◆ Dr. in Health and Life Sciences from the University of Alcalá de Henares
- ◆ Master's Degree in Digestive Oncology (Universidad CEU Cardenal Herrera) and Clinical Medicine (Universidad Camilo José Cela)
- ◆ Medical Degree from the University of Jordan

“

*A unique, key, and decisive training experience to boost your professional development”*

# 04

## Structure and Content

Through this academic pathway, students will explore the interpretation of liver tests and biomarkers related to biliary function. In this regard, the importance of an integrated approach to diagnosis will be emphasized. Students will also examine various clinical cases to improve decision-making skills in the identification of diseases of these organs. The agenda will also include the evaluation of biliary obstructions and preoperative planning. In this line, the use of emerging technologies and non-invasive methods aimed at improving the accuracy of assessments will be encouraged.





“

*With the Relearning system you will integrate the concepts in a natural and progressive way”*

## Module 1. Benign pathology of the biliary tract and pancreas

- 1.1. Pancreatic ductal adenocarcinoma
  - 1.1.1. Features
  - 1.1.2. Symptoms
  - 1.1.3. Treatment
- 1.2. Classification of ductal adenocarcinoma according to resectability
  - 1.2.1. Types
  - 1.2.2. Causes
  - 1.2.3. Conclusions
- 1.3. Multidisciplinary treatment of adenocarcinoma of the pancreas
  - 1.3.1. Multidisciplinary Team
  - 1.3.2. Initial Evaluation and Staging
  - 1.3.3. Surgery
- 1.4. Surgical Techniques
  - 1.4.1. Cephalic duodenopancreatectomy
  - 1.4.2. Corporocaudal splenopancreatectomy
  - 1.4.3. Cephalic pancreatectomy
- 1.5. Anatomopathological study of the pancreatectomy specimen
  - 1.5.1. Sample collection
  - 1.5.2. Fixing and Processing
  - 1.5.3. Histological slices
- 1.6. Adenocarcinoma of gallbladder
  - 1.6.1. Description
  - 1.6.2. staging of adenocarcinoma of the gallbladder
  - 1.6.3. Conclusions
- 1.7. Treatment of adenocarcinoma of the gallbladder
  - 1.7.1. Surgery
  - 1.7.2. Chemotherapy
  - 1.7.3. Radiotherapy



- 1.8. Extrahepatic cholangiocarcinoma
  - 1.8.1. Description
  - 1.8.2. Diagnosis of extrahepatic cholangiocarcinoma
  - 1.8.3. Conclusions
- 1.9. Classification of extrahepatic cholangiocarcinoma
  - 1.9.1. Types
  - 1.9.2. Symptoms
  - 1.9.3. Risk Factors
- 1.10. Treatment of extrahepatic cholangiocarcinoma
  - 1.10.1. Surgery
  - 1.10.2. Chemotherapy
  - 1.10.3. Radiotherapy

“*Library full of multimedia resources  
in different audiovisual formats*”



05

# Methodology

This academic program offers students a different way of learning. Our methodology uses a cyclical learning approach: **Relearning**.

This teaching system is used, for example, in the most prestigious medical schools in the world, and major publications such as the **New England Journal of Medicine** have considered it to be one of the most effective.





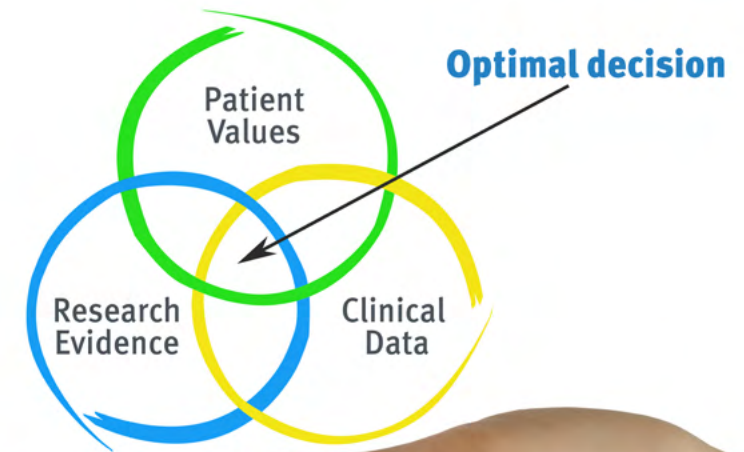
“

*Discover Relearning, a system that abandons conventional linear learning, to take you through cyclical teaching systems: a way of learning that has proven to be extremely effective, especially in subjects that require memorization"*

## At TECH we use the Case Method

What should a professional do in a given situation? Throughout the program, students will face multiple simulated clinical cases, based on real patients, in which they will have to do research, establish hypotheses, and ultimately resolve the situation. There is an abundance of scientific evidence on the effectiveness of the method. Specialists learn better, faster, and more sustainably over time.

*With TECH you will experience a way of learning that is shaking the foundations of traditional universities around the world.*



According to Dr. Gérvas, the clinical case is the annotated presentation of a patient, or group of patients, which becomes a "case", an example or model that illustrates some peculiar clinical component, either because of its teaching power or because of its uniqueness or rarity. It is essential that the case is based on current professional life, trying to recreate the real conditions in the physician's professional practice.



“

*Did you know that this method was developed in 1912, at Harvard, for law students? The case method consisted of presenting students with real-life, complex situations for them to make decisions and justify their decisions on how to solve them. In 1924, Harvard adopted it as a standard teaching method”*

The effectiveness of the method is justified by four fundamental achievements:

1. Students who follow this method not only achieve the assimilation of concepts, but also a development of their mental capacity, through exercises that evaluate real situations and the application of knowledge.
2. Learning is solidly translated into practical skills that allow the student to better integrate into the real world.
3. Ideas and concepts are understood more efficiently, given that the example situations are based on real-life.
4. Students like to feel that the effort they put into their studies is worthwhile. This then translates into a greater interest in learning and more time dedicated to working on the course.



## Relearning Methodology

At TECH we enhance the case method with the best 100% online teaching methodology available: Relearning.

This university is the first in the world to combine the study of clinical cases with a 100% online learning system based on repetition, combining a minimum of 8 different elements in each lesson, a real revolution with respect to the mere study and analysis of cases.

*Professionals will learn through real cases and by resolving complex situations in simulated learning environments. These simulations are developed using state-of-the-art software to facilitate immersive learning.*



At the forefront of world teaching, the Relearning method has managed to improve the overall satisfaction levels of professionals who complete their studies, with respect to the quality indicators of the best online university (Columbia University).

With this methodology, more than 250,000 physicians have been trained with unprecedented success in all clinical specialties regardless of surgical load. Our pedagogical methodology is developed in a highly competitive environment, with a university student body with a strong socioeconomic profile and an average age of 43.5 years old.

*Relearning will allow you to learn with less effort and better performance, involving you more in your specialization, developing a critical mindset, defending arguments, and contrasting opinions: a direct equation to success.*

In our program, learning is not a linear process, but rather a spiral (learn, unlearn, forget, and re-learn). Therefore, we combine each of these elements concentrically.

The overall score obtained by TECH's learning system is 8.01, according to the highest international standards.



This program offers the best educational material, prepared with professionals in mind:



#### Study Material

All teaching material is produced by the specialists who teach the course, specifically for the course, so that the teaching content is highly specific and precise.

These contents are then applied to the audiovisual format, to create the TECH online working method. All this, with the latest techniques that offer high quality pieces in each and every one of the materials that are made available to the student.



#### Surgical Techniques and Procedures on Video

TECH introduces students to the latest techniques, the latest educational advances and to the forefront of current medical techniques. All of this in direct contact with students and explained in detail so as to aid their assimilation and understanding. And best of all, you can watch the videos as many times as you like.



#### Interactive Summaries

The TECH team presents the contents attractively and dynamically in multimedia lessons that include audio, videos, images, diagrams, and concept maps in order to reinforce knowledge.

This exclusive educational system for presenting multimedia content was awarded by Microsoft as a "European Success Story".



#### Additional Reading

Recent articles, consensus documents and international guidelines, among others. In TECH's virtual library, students will have access to everything they need to complete their course.





**Expert-Led Case Studies and Case Analysis**

Effective learning ought to be contextual. Therefore, TECH presents real cases in which the expert will guide students, focusing on and solving the different situations: a clear and direct way to achieve the highest degree of understanding.



**Testing & Retesting**

We periodically evaluate and re-evaluate students' knowledge throughout the program, through assessment and self-assessment activities and exercises, so that they can see how they are achieving their goals.



**Classes**

There is scientific evidence on the usefulness of learning by observing experts. The system known as Learning from an Expert strengthens knowledge and memory, and generates confidence in future difficult decisions.



**Quick Action Guides**

TECH offers the most relevant contents of the course in the form of worksheets or quick action guides. A synthetic, practical, and effective way to help students progress in their learning.



# 06 Certificate

The Postgraduate Certificate in Benign Pathology of the Biliary Tract and Pancreas guarantees students, in addition to the most rigorous and up-to-date education, access to a Postgraduate Certificate issued by TECH Global University.



“

*Successfully complete this program and receive your university qualification without having to travel or fill out laborious paperwork”*

This program will allow you to obtain your **Postgraduate Certificate in Benign Pathology of the Biliary Tract and Pancreas** endorsed by **TECH Global University**, the world's largest online university.

**TECH Global University** is an official European University publicly recognized by the Government of Andorra ([official bulletin](#)). Andorra is part of the European Higher Education Area (EHEA) since 2003. The EHEA is an initiative promoted by the European Union that aims to organize the international training framework and harmonize the higher education systems of the member countries of this space. The project promotes common values, the implementation of collaborative tools and strengthening its quality assurance mechanisms to enhance collaboration and mobility among students, researchers and academics.

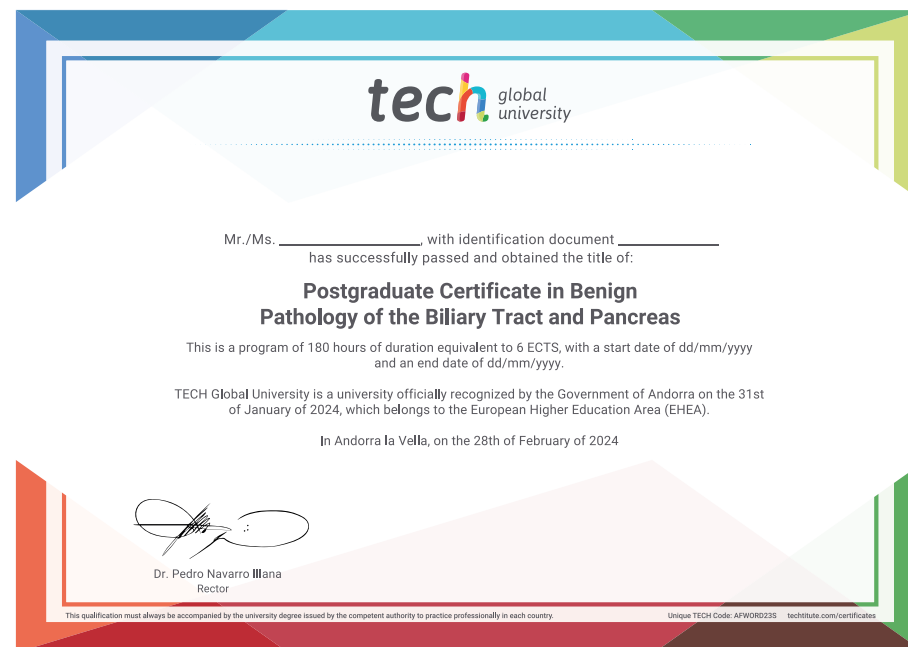
This **TECH Global University** title is a European program of continuing education and professional updating that guarantees the acquisition of competencies in its area of knowledge, providing a high curricular value to the student who completes the program.

Title: **Postgraduate Certificate in Benign Pathology of the Biliary Tract and Pancreas**

Modality: **online**

Duration: **6 weeks**

Accreditation: **6 ECTS**



\*Apostille Convention. In the event that the student wishes to have their paper diploma issued with an apostille, TECH Global University will make the necessary arrangements to obtain it, at an additional cost.



future  
health confidence people  
education information tutors  
guarantee accreditation teaching  
institutions technology learning  
community commitment  
personalized service innovation  
knowledge present  
online training  
development languages  
virtual classroom



## Postgraduate Certificate

Benign Pathology of the  
Biliary Tract and Pancreas

- » Modality: online
- » Duration: 6 weeks
- » Certificate: TECH Global University
- » Credits: 6 ECTS
- » Schedule: at your own pace
- » Exams: online

# Postgraduate Certificate

## Benign Pathology of the Biliary Tract and Pancreas