

Postgraduate Certificate Bariatric Emergencies





Postgraduate Certificate Bariatric Emergencies

- » Modality: online
- » Duration: 6 weeks
- » Certificate: TECH Technological University
- » Dedication: 16h/week
- » Schedule: at your own pace
- » Exams: online

Website: www.techtitute.com/us/medicine/postgraduate-certificate/bariatric-emergencies

Index

01

Introduction

p. 4

02

Objectives

p. 8

03

Course Management

p. 12

04

Structure and Content

p. 20

05

Methodology

p. 26

06

Certificate

p. 34

01

Introduction

This intensive training covers the main postoperative complications developed after surgery, their diagnosis, as well as their correct management. Specialize with this innovative program in Bariatric Emergencies from the hand of prestigious surgeons with years of experience in the field.





“

A Postgraduate Certificate created to take professionals through the essential knowledge in each and every one of the areas that make up a high-level Bariatric Unit.

Despite the advances in surgical technique and the increased specialization of surgeons in the field of obesity surgery, bariatric surgery is not exempt from complications, which can be serious and even fatal, and which, unlike the results, have not been sufficiently studied.

Furthermore, the large increase in the number of bariatric procedures performed worldwide makes it very likely that we will encounter a patient with a history of bariatric surgery in the emergency room, who will need a medical evaluation and for whom we will have to define the best way to approach the sequence of tests to be performed in order to find the right course of treatment.

Bariatric patients or those with a history of obesity surgery present a series of peculiarities that make them different from standard post-surgical patients, and it is therefore necessary to know these characteristics to help us treat these patients correctly.

This Postgraduate Certificate in Bariatric Emergencies offers you the characteristics of a high-quality scientific, educational and technological course. These are some of its most notable features:

This **Postgraduate Certificate in Bariatric Emergencies** contains the most complete and up-to-date scientific program on the market. The most important features of the Postgraduate Certificate are:

- ♦ The latest technology in online teaching software.
- ♦ A highly visual teaching system, supported by graphic and schematic contents that are easy to assimilate and understand.
- ♦ Practical cases presented by practising experts
- ♦ State-of-the-art interactive video systems.
- ♦ Teaching supported by telepractice.
- ♦ Continuous updating and recycling systems.
- ♦ Autonomous learning: full compatibility with other occupations.
- ♦ Practical exercises for self-evaluation and learning verification.
- ♦ Support groups and educational synergies: questions to the expert, debate and knowledge forums.
- ♦ Communication with the teacher and individual reflection work.
- ♦ Content that is accessible from any fixed or portable device with an Internet connection.
- ♦ Supplementary documentation databases are permanently available, even after the course



A unique training program with which you can achieve professional success.

“

The professors for this Postgraduate Certificate have been selected based on two criteria: the excellence of their medical practice in the field of the creation, promotion and maintenance of bariatric units, and their proven didactic capacity. All this to offer you the high quality Postgraduate Certificate you need.

Our teaching staff is composed of medical professionals, practising specialists. In this way, we ensure that we provide you with the training update we are aiming for. A multidisciplinary team of professors with training and experience in different settings, who will develop theoretical knowledge effectively, but, above all, will bring their practical knowledge derived from their own experience to the course: one of the differential qualities of this program.

This mastery of the subject is complemented by the effectiveness of the methodology used in the design of this course. Developed by a multidisciplinary team of e-learning experts, it integrates the latest advances in educational technology. This way, you will be able to study with a range of comfortable and versatile multimedia tools that will give you the operability you need in your training.

The design of this program is based on Problem-Based Learning: an approach that conceives learning as a highly practical process. To achieve this remotely, we will use telepractice: with the help of an innovative interactive video system, and learning from an expert, you will be able to acquire the knowledge as if you were actually dealing with the scenario you are learning about. A concept that will allow you to integrate and fix learning in a more realistic and permanent way.

With a methodological design based on proven teaching techniques, this Postgraduate Certificate will take you through different teaching approaches to allow you to learn in a dynamic and effective way.

Our innovative telepractice concept will give you the opportunity to learn through an immersive experience, which will provide you with a faster integration and a much more realistic view of the contents: learning from an expert.



02 Objectives

This program aims to train highly qualified professionals for the workplace. An objective that is complemented, moreover, in a global manner, by promoting human development that lays the foundations for a better society. This objective is focused on helping surgical professionals reach a much higher level of expertise and control, meeting all the requirements in the field of bariatric surgery. A goal that, in just a few months, you will be able to achieve with a highly intensive and precise course.





“

Our goal is yours: to provide you with the best online training and specialization course in Bariatric Surgery on the market. A highly qualified step, from the hands of the best professionals in this specialty.



General Objectives

- Describe the semiology peculiarities of the bariatric patient and the different tools available for the diagnosis of complications
- Know the most common surgical complications involved in bariatric surgery
- Evaluate the specific medical and nutritional complications during bariatric procedures

“

Achieve your goals by keeping up to date with the latest techniques and medical advances in the field of bariatric surgery through a highly demanding Postgraduate Certificate.





Specific Objectives

- ♦ Analyze the most important findings in the anamnesis and physical examination of bariatric patients, as well as the usefulness of each of the auxiliary diagnostic methods
- ♦ Describe the most important complications in endoscopic treatment procedures for obesity, as well as their diagnosis and management
- ♦ Study the relative aspects of leakages and fistulas following the different types of surgical techniques, determining the most appropriate algorithm in the treatment of each one
- ♦ Establish the main causes of intestinal obstruction which occurs in patients undergoing bariatric surgery, their differential diagnosis and treatment
- ♦ Know the most important aspects in the treatment and management of gastrointestinal bleeding and/ or hemoperitoneum after bariatric surgery
- ♦ Study the etiology and management of marginal ulcer, stenosis and abdominal digestive disorders in the bariatric patient
- ♦ Analyze hepato-biliary complications resulting from post-surgical intestinal malabsorption and bacterial overgrowth after surgery
- ♦ Establish the diagnosis and treatment of endocrine, cardiac and renal complications in the postoperative period of bariatric surgery
- ♦ Describe the nutritional or toxic deficits most frequently seen in the emergency department after obesity surgery.
- ♦ Study the etiology and chronic pain management after bariatric surgery.

03

Course Management

For our Postgraduate Certificate to be of the highest quality, we are proud to work with a teaching staff of the highest level, chosen for their proven track record in the field of Bariatric Surgery. A multidisciplinary team, made up of professionals who will contribute their vision and experience to this comprehensive course. A unique opportunity to learn from the best.



“

Your professors in this Postgraduate Certificate will be a team of professionals with solid backgrounds: a unique opportunity to learn directly from the best in the field.

International Guest Director


Dr. Alec Beekely is an international eminence in Bariatric and Metabolic Surgery. Throughout his career, this specialist has mastered the most disruptive tools and procedures to intervene patients with pathologies such as Morbid Obesity, Diabetes, among others. Thanks to his extensive experience and continuous updating, he has become the Director of the surgical program, focused on this area, at Thomas Jefferson University Hospital in the United States.

At the same time, the expert maintains close ties with the Trauma and Intensive Care Service of the same health institution. Through this work, he has performed operations on people in serious or acute conditions and, in turn, supervises the progress of residents and interns under his care. In addition, he is an instructor of Advanced Life Support in Trauma.

Similarly, his research career has been linked to clinical analysis projects. In particular, Dr. Beekley has addressed in depth the management of the Roux-en-Y gastric bypass technique and its subsequent outcomes such as weight loss and ulceration. He is also a scientific reviewer for multiple peer-reviewed journals such as Surgery for Obesity and Related Diseases and the Journal of Trauma.

On the other hand, this specialist has a long career in the medical-war context. His beginnings in the field of military surgery have been linked to combat and extreme situations such as the wars in Afghanistan and Iraq. Given his merits in this complex field, he has received various awards such as the Bronze and Meritorious Service Medals awarded by his country's army.

Dr. Beekley has also been an active member of several scientific societies and committees. In this way, through his intense healthcare management, he has become a true reference in world medicine..



Dr. Beekley, Alec

- Director of the Metabolic and Bariatric Surgery Program at Thomas Jefferson University Hospital
- Advanced Life Support Instructor in the Trauma and Intensive Care Service at Thomas Jefferson University Hospital
- Director of the Combat Casualty Research Team at the 28th Combat Support Hospital in Baghdad, Iraq
- Staff Surgeon General, 102nd Forward Surgical Team, Kandahar, Afghanistan
- General Surgeon, Madigan Army Medical Center, Tacoma
- General Surgeon at Blanchfield Army Community Hospital in Kentucky
- M.D., Case Western Reserve University

“

Thanks to TECH, you will be able to learn with the best professionals in the world”

Management



Dr. Priego Jiménez, Pablo

- Specialist Physician, Department of General and Digestive System Surgery, Ramón y Cajal University Hospital (Madrid). Esophagogastric, Bariatric and Minimally Invasive Surgery Unit (January 2015-...)
- PhD in Medicine from the University of Miguel Hernández de Elche (2013). (Outstanding "Cum Laude")
- Fellowship in Gastric Oncology Surgery in the "Gastric Cancer Department" in the Cancer Institute Hospital (Tokyo) with Professor Takeshi Sano (July 2018).
- Fellowship in Esophagogastric and Minimally Invasive Oncological Surgery in the Division of Esophageal and Upper Gastrointestinal Surgery at Queen Mary Hospital, Hong Kong with Professor Simon Law (January-March 2014).
- Degree in Medicine from the Complutense University Madrid (1996 - 2002).
- Master's Degree in Advanced Laparoscopic Surgery. University of Alcalá (2007).
- Master's Degree in Clinical Management, Medical, and Welfare Management. University of CEU(2019)
- Medical Specialist in the Department of General and Digestive System Surgery at the General Hospital of Villalba (Madrid). Esophagogastric and Bariatric Surgery Unit (Oct 2014- Dec 2014)
- Medical Specialist in the Department of General and Digestive System Surgery at the General University Hospital of Castellón. Esophagogastric, Hepatobiliopancreatic and Thoracic Surgery Unit (Jun 2008-Sep 2014).



Dr. Ruiz-Tovar Polo, Jaime

- Bariatric Surgeon in the Centre for Excellence for the Study and Treatment of Obesity. Valladolid. Bariatric Surgery Unit (2017-2020).
- Faculty Specialist in the Bariatric Surgery Unit. Rey Juan Carlos University Hospital, Madrid (2014-2020).
- Coordinator of the Bariatric Surgery Unit. Elche University General Hospital(2010 -2014)
- Specialist in General and Digestive Surgery. Henares University Hospital Madrid (2019-2020)
- Doctorate in Medicine from the Autonomous University Madrid
- Degree in Medicine from the Autonomous University Madrid.
- Master's Degree in Advanced Laparoscopic Surgery. University of Alcalá
- Specialist in General and Digestive System Surgery
- Diploma of Expert Level Competence by the Spanish Society of Obesity Surgery (SECO).
- Diploma in Obesity and Metabolic Diseases Surgery. European Accreditation Council for Bariatric Surgery of IFSO. 2000 hours.

Professors

Dr. Paiva, Gabriel

- ♦ Physician Specialist- Paraguayan Laparoscopic Center - Advanced Laparoscopic Surgery.
- ♦ Faculty Specialist- Santa Julia Medical Center- Bariatric and Metabolic Surgery Unit (2017-2020)
- ♦ PhD in Medicine from the Faculty of Medicine at the Asunción National University - Paraguay (2005)
- ♦ Specialist in General and Digestive System Surgery. General University Hospital of Castellón, 2008– 2013
- ♦ Educational Commission for Foreign Medical Graduates (ECFMG) (EEUU) – 2007 – MD Degree
- ♦ International College of Surgeons – Fellow in Laparoscopic and Bariatric Surgery – 2016
- ♦ Robotic Bariatric Surgery – IRCAD – Strasbourg - France – 2018
- ♦ Active member of the Latin American Association for Endoscopy Surgery, 2017
- ♦ Paraguayan Society for Bariatric and Metabolic Surgery- Former President
- ♦ Instructor of Laparoscopic Surgery Course for Residents at the General Hospital of Castellón 2013-2018.
- ♦ Tutor of Surgical Residents National Institute of Cancer (INCAN), Paraguay, 2014-2017.

Dr. Cañamares Orbís, Pablo

- ♦ Facultative Area Specialist in the Digestive System at San Jorge University Hospital, Huesca (2019- present)
- ♦ Degree in Medicine from the Complutense University of Madrid, 2014.
- ♦ Specialist in the Digestive System since 2019.
- ♦ Professional Master's Degree in Initiation to Research in Medicine from the University of Zaragoza.
- ♦ Master's Degree in Gastroenterological and Hepatobiliary Emergencies by the Distance Learning University of Madrid.
- ♦ Resident in Lozano Blesa University Clinical Hospital, Zaragoza (2015-2019).

- ♦ Physician Area Specialist in the Digestive System at Donostia Hospital (2019)

Dr. Deluca, Luciano

- ♦ Cirujano de Staff del Servicio de Cirugía General, Programa de Cirugía Bariátrica, Complejo Medico de la PFA Churrucá-Visca - CABA - Argentina (2011-presente)
- ♦ Staff Surgeon at the CRQO (Center for Surgical Rehabilitation of Obesity - Dr. Ezequiel Fernandez) - CABA - Argentina (2011-present).
- ♦ Surgeon, Bariatric Surgery Program, Provincial de Merlo Private Clinic- Buenos Aires - Argentina (2014-present).
- ♦ Medical Surgeon of the Bariatric Surgery Program Paysandu - Paysandu - Uruguay (2018-present).
- ♦ Medical Surgeon of the Bariatric Surgery Program Paysandu - Paysandu - Uruguay (2018-present).
- ♦ Medical Surgeon of the Bariatric Surgery Program Obesitac - Tacna - Peru (2020)
- ♦ Honorary Diploma in Medicine from the School of Medicine of the University of Buenos Aires.
- ♦ Specialist in General Surgery.
- ♦ Specialist in Bariatric and Metabolic Minimally Invasive Surgery.

Dr. Almeida Ponce, Helen

- ♦ Facultative Area Specialist at Alcañiz Hospital, Alcañiz.
- ♦ Degree in Medicine from catholic University of Santiago de Guayaquil (2004-2010) Homologated to the Spanish degree of Licenciada en Medicina (1/10/2010)
- ♦ PhD in Medicine from the University Zaragoza (2020)
- ♦ Master's Degree in Coloproctology University of Zaragoza.
- ♦ Professional Master's Degree in Update in General and Digestive System Surgery
- ♦ University expert in minimally invasive surgery of the pelvic floor.
- ♦ Facultative Area Specialist of Obispo Polanco Hospital, Teruel.

- ♦ Facultative Area Specialist of Ernest Lluch Hospital, Calatayud.

Dr. Sánchez López, José Daniel

- ♦ Attending Physician in General and Digestive Surgery Services at Infanta Sofía University Hospital (San Sebastián de Los Reyes, Madrid) from 2008 to present.
- ♦ Degree in Medicine and Surgery from the University of Alcalá de Henares, Madrid (1990).
- ♦ RMI training as Specialist in General and Digestive System Surgery at 12th October University Hospital. (Madrid). 1992-1996
- ♦ PhD in Medicine and Surgery, from the Complutense University of Madrid. (Outstanding "Cum Laude"). 1999
- ♦ University Expert in Minimally Invasive Surgery. Complutense University of Madrid (1999).
- ♦ Master's Degree in Medical Management from the International School of Senior Hospital Management (2004).
- ♦ SECO accreditation as Bariatric Surgeon. Complete Training Diploma by the Spanish Society of Obesity Surgery (SECO). November 2017.
- ♦ Attending Physician in General and Digestive Surgery Services at Prince of Asturias University Hospital (Alcalá de Henares, Madrid) from 1999 to 2008. Statutory position by competitive examination since 2005
- ♦ Laparoscopic Obesity Surgery (Restrictive, Malabsorptive and Mixed Techniques)
- ♦ Laparoscopic Esophagogastric Surgery (hiatal hernia, gastroesophageal reflux, gastric cancer, esophageal cancer...)

- ♦ Laparoscopic Surgery of the inguinal hernia and eventration.

Dr. Rivaletto, Lucas

- ♦ General Surgeon specializing in Laparoscopy
- ♦ PhD in Medicine from La Plata National University, Buenos Aires, Argentina.
- ♦ Specialist in General Surgery, degree awarded by the Argentine Association of Surgery.
- ♦ Diploma in Obesity and Metabolic Diseases Surgery. European Accreditation Council for Bariatric Surgery of IFSO. 2000 hours. Center of excellence for the treatment of obesity and diabetes, directed by Dr. Carbajo, Miguel Ángel. Valladolid, Spain.
- ♦ Fellowship in Esophagogastric and Bariatric Surgery at the National University of La Plata.
- ♦ Surgeon in the esophago-stomach section and bariatric surgery at the San Martín de La Plata University Hospital from 2016 to date.
- ♦ Staff surgeon at La Plata Italian Hospital from 2018 to date.
- ♦ Staff Surgeon at CIOBE (Surgery and Obesity) in the City of La Plata from 2016 to date.

Dr. Castellón Pavón, Camilo

- ♦ Associate Chief at Rey Juan Carlos Hospital (Móstoles) from March 16, 2018 to present.
- ♦ Degree in Medicine and Surgery. Autonomous University of Madrid (1992).
- ♦ Doctor of Medicine. Complutense University of Madrid. Madrid 2006
- ♦ Specialist in General and Digestive System Surgery
- ♦ Expert in Health Management from the European Institution of Health and Social Wellbeing (2007)
- ♦ ESADE Professional Master's Degree "Being a leader at Quirónsalud" (2017).

- ♦ Resident Tutor of the General Surgery Service at Rey Juan Carlos University Hospital (Móstoles) from December 2019.

Dr. Ferrero Celemín, Esther

- ♦ Faculty Specialist. General and Digestive Surgery Department at Infanta Sofía University Hospital (San Sebastián de Los Reyes, Madrid) from 2013 to present.
- ♦ Degree in Medicine from the Complutense University Madrid (1990 - 1996).
- ♦ Specialist in General and Digestive System Surgery, Digestive System Surgery and Intestinal Organ Transplant Service of the "Hospital 12 de Octubre", Madrid (prof. E. Moreno González). (1998-2003)
- ♦ Doctorate courses in the Department of Surgery and obtaining the recognition of research proficiency. (1999-2001)
- ♦ Complete Training Diploma by the Spanish Society of Obesity Surgery (SECO) March 2019
- ♦ Instructor of the laparoscopic TAPP/TEP Hernia Training Course. Infanta Sofía Hospital(Madrid). (2016, 2017,2018 and 2019)
- ♦ Author of content for teaching use in the academic program of Tech Technological Mexico University, carried out in the 2019-2020 editions: Professional Master's Degree in General and Digestive System Surgery. ESOPHAGOGASTRIC SURGERY. Oesophageal Diverticula
- ♦ Resident in General and Digestive System Surgery in Carlos III Clinical Hospital, Madrid (2004-2008.)
- ♦ Participation in the general surgery service of Sur de Alcorcón Hospital (Madrid) as an autonomous surgeon (2004-2008).

- ♦ Faculty Specialist. General and Digestive System Surgery Department in Infanta Leonor University Hospital, Madrid (2008-2013.)

Dr. Oller Navarro, Inmaculada

- ♦ PhD and Degree in Medicine and Surgery from the University of Granada (2009).
- ♦ Master's Degree in Clinical and Surgical Research. 2010/2011 UMH Elche
- ♦ Professional Master's Degree in Update in General and Digestive System Surgery. 2018/2019 CEU, Cardenal Herrera University
- ♦ University Expert Degree in General Surgery, 2018/2019 CEU, Cardenal Herrera University.
- ♦ University Expert Degree in Colorectal Surgery, 2018/2019 CEU, Cardenal Herrera University.
- ♦ University Expert Degree in Pancreatic Hepatobiliary Surgery, 2018/2019 CEU, Cardenal Herrera University.
- ♦ University Expert Degree in Esophagogastric and Bariatric Surgery, 2018/2019 CEU, Cardenal Herrera University.
- ♦ Associate Professor since 2016 at the Miguel Hernández University of Elche, Alicante.
- ♦ Medical-surgical anatomy III

Dr. Royo Dachary, Pablo

- ♦ Degree in Medicine and Surgery from the University of Zaragoza (1998-2004).
- ♦ PhD in Medicine from the University Zaragoza (2008)
- ♦ Resident Intern at Zaragoza Clinical Hospital. General and Digestive System Surgery Department. (2005-2010)
- ♦ Area Specialist in General Hospital de la Defensa, Zaragoza in the General Surgery Department (2010).
- ♦ Area Specialist in San Jorge de Huesca Hospital, in the General Surgery Department (2011- 2013).
- ♦ Area Specialist in Clinical Hospital of Zaragoza in the General Surgery Department.. (2013-2019)
- ♦ Area Specialist in Miguel Servet Hospital, Zaragoza in the General Surgery Department (since 2019).

- ♦ ERAS Spain training program coordinator 2015 - 2016
- ♦ IMPRICA training program coordinator (implementation of the RICA pathway) in Surgery 2017 - 2018.

Dr. Durán Poveda, Manuel

- ♦ Degree in Medicine and Surgery from the Complutense University of Madrid. 1992
- ♦ Professional Master's Degree in Senior Management of Health Services and Business Management (3rd Edition) Laín Entralgo Agency for Training, Research and Health Studies and the University of Alcalá de Henares. 2007
- ♦ Master in Health Management and Research Tools. National University for Distance Learning. 2011
- ♦ Co-director of Master's Degree in Obesity.
- ♦ General Surgery Resident Teaching Tutor for Interns and Residents. Fuenlabrada Public Hospital. Madrid. Start: March 31, 2004 - End: January 16, 2012.
- ♦ Head of Medicine and Surgery Department. Rey Juan Carlos University. Faculty of Health Sciences. Madrid. Start: July 10, 2009 - End: July 03, 2013.

- ♦ Head of Studies. Rey Juan Carlos University Hospital. Madrid. Dedication regime: Part time teaching tutor. Start: 19/09/2014- present
- ♦ Director of the Research Group Obesity and Diabetes Lilly-Universidad Rey Juan Carlos. (2017- present)

Dr. Velasco Hernández, Norberto Daniel

- ♦ Staff surgeon in the esophago-gastric surgery department of the Hospital Interzonal General San Martín of the city of La Plata.
- ♦ Medical Doctor, awarded by the Faculty of Medical Sciences of the National University of La Plata.
- ♦ Surgical Clinic, College of Physicians of the Province of Buenos Aires. District 1
- ♦ Specialist in General Surgery awarded by the Argentine Association of Surgery.
- ♦ Specialist in Gastroenterologic Surgery awarded by the Argentina Catholic University
- ♦ Full Member of the Argentina Association of Surgery (MAAC)
- ♦ Fellow at American College of Surgeons (FACS)
- ♦ Full member of the International Federation for the Surgery of Obesity and Metabolic Disorders (IFSO).
- ♦ Full member of the International Society for Diseases of the Esophagus (ISDE).
- ♦ Full member of the American Society for Metabolic and Bariatric Surgery (ASMBS).
- ♦ Staff Surgeon at La Plata Diagnosis Institute

04

Structure and Content

The contents of this Postgraduate Certificate have been developed by the different experts involved in the program, with a clear purpose: to ensure that our students acquire each and every one of the necessary skills to become true experts in this field. A complete and well-structured program that will take you to the highest standards of quality and success.



“

A comprehensive teaching program, structured in well-developed teaching units, oriented toward learning that is compatible with your personal and professional life.

Module 1 Emergencies of the Bariatric Surgery Patient

- 1.1. Semiology of Abdominal Pathology and Complementary Explorations in Emergencies in Patients with a History of Bariatric Surgery
 - 1.1.1. Introduction
 - 1.1.2. Medical History and Anamnesis
 - 1.1.3. Physical Exploration
 - 1.1.4. Complementary Examination Orientation
 - 1.1.5. Blood Analysis
 - 1.1.6. Abdomen Rx
 - 1.1.7. Abdominal ultrasound
 - 1.1.8. Axial and Computerized Tomography
 - 1.1.9. Esophagogram and Upper Intestinal Transit
 - 1.1.10. Upper Digestive Endoscopy
 - 1.1.11. Endoscopic Retrograde Cholangiopancreatography
 - 1.1.12. Cholangio Nuclear Magnetic Resonance
 - 1.1.13. Echoendoscopy
 - 1.2.14. Exploratory Laparoscopy
- 1.2. Complications of Endoscopic Procedures (Intragastric Balloon, POSE, Apollo)
 - 1.2.1. Definition of Techniques
 - 1.2.2. Indication of Techniques
 - 1.2.3. Development of Complications
 - 1.2.4. Solution of Complications
- 1.3. Fistula Management After Bariatric Surgery
 - 1.3.1. Introduction
 - 1.3.2. Leakage and Postoperative Sepsis
 - 1.3.3. Fistula after Laparoscopic Vertical Gastrectomy
 - 1.3.3.1. Causes
 - 1.3.3.2. How to Avoid Them
 - 1.3.3.3. How to Diagnose Them
 - 1.3.3.4. Management
- 1.3.4. Fistula after Gastric Bypass
 - 1.3.4.1. Causes
 - 1.3.4.2. How to Avoid Them
 - 1.3.4.3. How to Diagnose Them
 - 1.3.4.4. Management
- 1.3.5. Fistulas after Malabsorptive Techniques
- 1.4. Intestinal Obstruction of the Upper and Lower Digestive Tract (bridles, internal hernias, trocars...) after Bariatric Surgery
 - 1.4.1. Introduction
 - 1.4.2. Obstruction of Upper Digestive Tract
 - 1.4.3. Causes of Intestinal Obstruction
 - 1.4.3.1. After Open Surgery
 - 1.4.3.1.1. Early Onset
 - 1.4.3.1.2. Late Onset
 - 1.4.3.2. After Laparoscopic Surgery
 - 1.4.3.2.1. Early Onset
 - 1.4.3.2.2. Late Onset
 - 1.4.4. Diagnosis of Intestinal Obstruction
 - 1.4.5. Treatment of Intestinal Obstruction
 - 1.4.6. Additional Material
- 1.5. Acute Digestive Complications: marginal ulcer of anastomotic, stenosis, diarrhea, proctalgia...
 - 1.5.1. Introduction
 - 1.5.2. Anastomotic Fistula
 - 1.5.3. Marginal Ulcer
 - 1.5.4. Anastomotic Stenosis
 - 1.5.5. Acute Diarrhea after Bariatric Surgery
 - 1.5.6. Proctalgia after Bariatric Surgery



- 1.6. Management of Bleeding after Bariatric Surgery (Upper GI Hemorrhage, Hemoperitoneum...)
 - 1.6.1. Upper Gastrointestinal Bleeding
 - 1.6.1.1. Early Onset
 - 1.6.1.2. Late Onset
 - 1.6.2. Lower Gastrointestinal Bleeding
 - 1.6.3. Hemoperitoneum
- 1.7. Hepato-biliary Complications Secondary to Post-Surgical Intestinal Malabsorption. Bacterial Overgrowth
 - 1.7.1. Hepato-biliary Complications Colelitisias
 - 1.7.2. Effect of Bacterial Overgrowth on MO
 - 1.7.3. Bacterial overgrowth and NASH
- 1.8. Medical Complications Related to Bariatric Surgery (dumping syndrome, reactive hypoglycemia, cardiopulmonary, renal).
 - 1.8.1. Dumping Syndrome
 - 1.8.2. Reactive Hypoglycemia
 - 1.8.3. Cardiopulmonary Complications
 - 1.8.4. Renal Complications
- 1.9. Nutritional or Toxic Deficiency Emergencies
 - 1.9.1. Introduction
 - 1.9.2. Digestive Emergencies
 - 1.9.3. Neurological Emergencies
 - 1.9.4. Cardiac Emergencies
 - 1.9.5. Nephrourological Emergencies
 - 1.9.6. Psychiatric Emergencies
- 1.10. Chronic Pain After Bariatric Surgery: a Challenge for the Multidisciplinary Team
 - 1.10.1. Introduction
 - 1.10.2. Definition
 - 1.10.3. Etiology
 - 1.10.4. Diagnosis
 - 1.10.5. Non-Invasive Treatment
 - 1.10.6. Invasive Treatment

05

Methodology

This training program provides you with a different way of learning. Our methodology uses a cyclical learning approach: ***Re-learning***.

This teaching system is used in the most prestigious medical schools in the world, and major publications such as the ***New England Journal of Medicine*** have considered it to be one of the most effective.



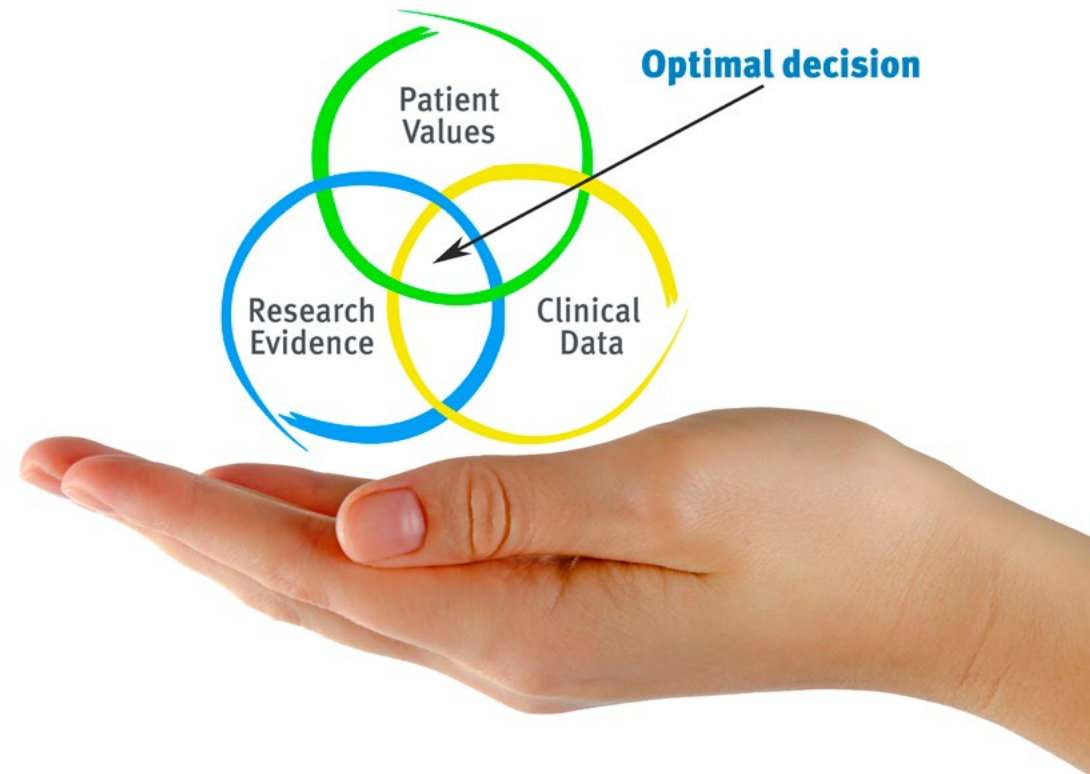
“

Discover Re-learning, a system that abandons conventional linear learning, to take you through cyclical teaching systems: a way of learning that has proven to be extremely effective, especially in subjects that require memorization.

At TECH we use the Case Method

In a given situation, what would you do? Throughout the program, you will be presented with multiple simulated clinical cases based on real patients, where you will have to investigate, establish hypotheses and, finally, resolve the situation. There is abundant scientific evidence on the effectiveness of the method. Specialists learn better, faster, and more sustainably over time.

With TECH you can experience a way of learning that is shaking the foundations of traditional universities around the world.



According to Dr. Gérvas, the clinical case is the annotated presentation of a patient, or group of patients, which becomes a "case", an example or model that illustrates some peculiar clinical component, either because of its teaching potential or because of its uniqueness or rarity. It is essential that the case is based on current professional life, trying to recreate the real conditions in professional medical practice.

“

Did you know that this method was developed in 1912 at Harvard for law students? The case method consisted of presenting students with real-life, complex situations for them to make decisions and justify their decisions on how to solve them. In 1924, Harvard adopted it as a standard teaching method.

The effectiveness of the method is justified by four fundamental achievements:

1. Students who follow this method not only grasp concepts, but also develop their mental capacity by evaluating real situations and applying their knowledge.
2. The learning process has a clear focus on practical skills that allow the student to better integrate into the real world.
3. Ideas and concepts are understood more efficiently, given that the example situations are based on real-life.
4. Students like to feel that the effort they put into their studies is worthwhile. This then translates into a greater interest in learning and more time dedicated to working on the course.



Re-learning Methodology

At TECH we enhance the Harvard case method with the best 100% online teaching methodology available: Re-learning.

Our University is the first in the world to combine the study of clinical cases with a 100% online learning system based on repetition, combining a minimum of 8 different elements in each lesson, which represent a real revolution with respect to simply studying and analyzing cases.

The physician will learn through real cases and by solving complex situations in simulated learning environments. These simulations are developed using state-of-the-art software to facilitate immersive learning.



At the forefront of world teaching, the Re-learning method has managed to improve the overall satisfaction levels of professionals who complete their studies, with respect to the quality indicators of the best Spanish-speaking online university (Columbia University).

With this methodology we have trained more than 250,000 physicians with unprecedented success, in all clinical specialties regardless of the surgical load. All this in a highly demanding environment, where the students have a strong socio-economic profile and an average age of 43.5 years.

Re-learning will allow you to learn with less effort and better performance, involving you more in your specialization, developing a critical mindset, defending arguments, and contrasting opinions: a direct equation to success.

In our program, learning is not a linear process, but rather a spiral (we learn, unlearn, forget, and re-learn). Therefore, we combine each of these elements concentrically.

The overall score obtained by our learning system is 8.01, according to the highest international standards.



In this program you will have access to the best educational material, prepared with you in mind:



Study Material

All teaching material is produced by the specialists who teach the course, specifically for the course, so that the teaching content is highly specific and precise.

This content is then adapted in an audiovisual format that will create our way of working online, with the latest techniques that allow us to offer you high quality in all of the material that we provide you with.



Latest Techniques and Procedures on Video

We introduce you to the latest techniques, to the latest educational advances, to the forefront of current medical techniques. All this, in first person, with the maximum rigor, explained and detailed for your assimilation and understanding. And best of all, you can watch them as many times as you want.



Interactive Summaries

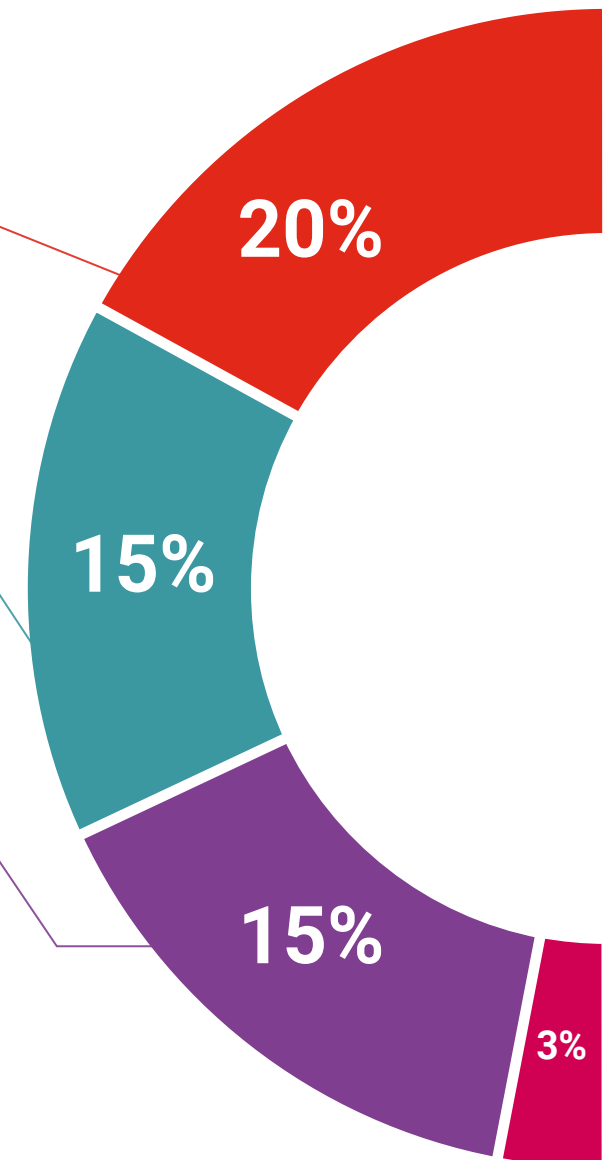
We present the contents attractively and dynamically in multimedia lessons that include audio, videos, images, diagrams, and concept maps in order to reinforce knowledge.

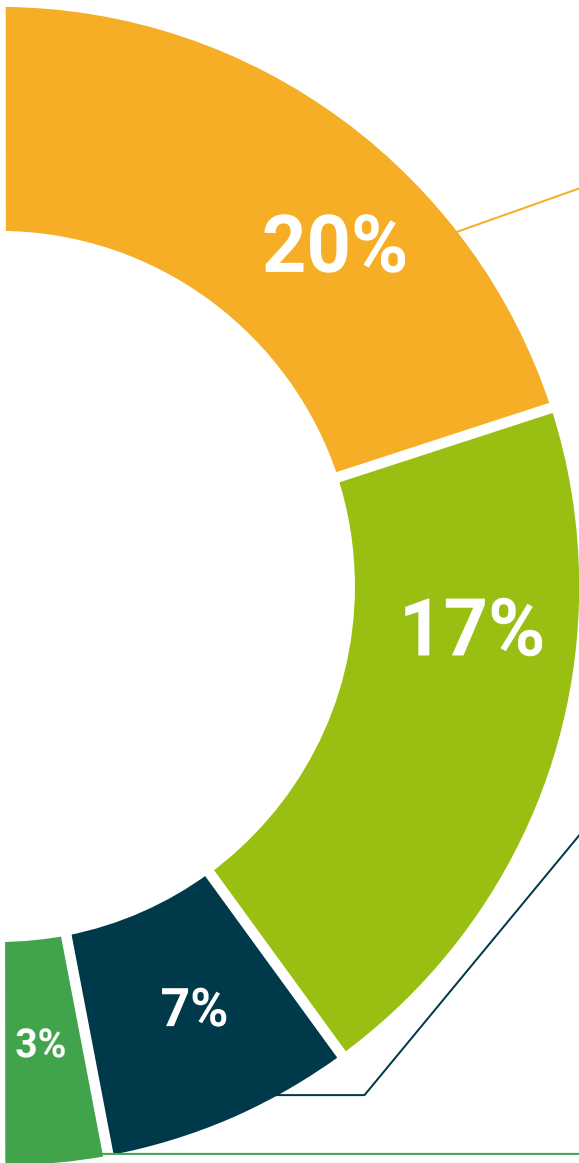
This unique multimedia content presentation training system was awarded by Microsoft as a "European Success Story".



Additional Reading

Recent articles, consensus documents, international guides. in our virtual library you will have access to everything you need to complete your training.





Expert-Led Case Studies and Case Analysis

Effective learning ought to be contextual. Therefore, we will present you with real case developments in which the expert will guide you through focusing on and solving the different situations: a clear and direct way to achieve the highest degree of understanding.



Testing & Retesting

We periodically evaluate and re-evaluate your knowledge throughout the program, through assessment and self-assessment activities and exercises: so that you can see how you are achieving your goals.



Classes

There is scientific evidence suggesting that observing third-party experts can be useful.

Learning from an expert strengthens knowledge and memory, and generates confidence in our future difficult decisions.



Quick Action Guides

We offer you the most relevant contents of the course in the form of worksheets or quick action guides. A synthetic, practical, and effective way to help you progress in your learning.



06 Certificate

The Postgraduate Certificate in Bariatric Emergencies, in addition to the most rigorous and updated training, access to a qualification issued by TECH - Technological University.





Successfully complete this training and receive your university degree without travel or laborious paperwork.

This **Postgraduate Certificate in Bariatric Emergencies** contains the most complete and up-to-date scientific program on the market.

After the student has passed the evaluations, they will receive their corresponding **certificate** issued by **TECH - Technological University** via **tracked delivery**.

The certificate issued by **TECH - Technological University** will specify the qualification obtained through the Postgraduate Certificate, and meets the requirements commonly demanded by labor exchanges, competitive examinations, and professional career evaluation committees.

Title: **Postgraduate Certificate in Bariatric Emergencies**

ECTS: **6**

Official Number of Hours: **150**



*Apostille Convention. In the event that the student wishes to have their paper diploma Apostilled, CEU EDUCATION will make the necessary arrangements to obtain it at an additional cost of €140 plus shipping costs of the Apostilled diploma.

future
health confidence people
education information tutors
guarantee accreditation teaching
institutions technology learning
community commitment
personalized service innovation
knowledge present quality
online training
development language
virtual classroom

tech technological
university

Postgraduate Certificate Bariatric Emergencies

- » Modality: online
- » Duration: 6 weeks
- » Certificate: TECH Technological University
- » Dedication: 16h/week
- » Schedule: at your own pace
- » Exams: online

Postgraduate Certificate Bariatric Emergencies

