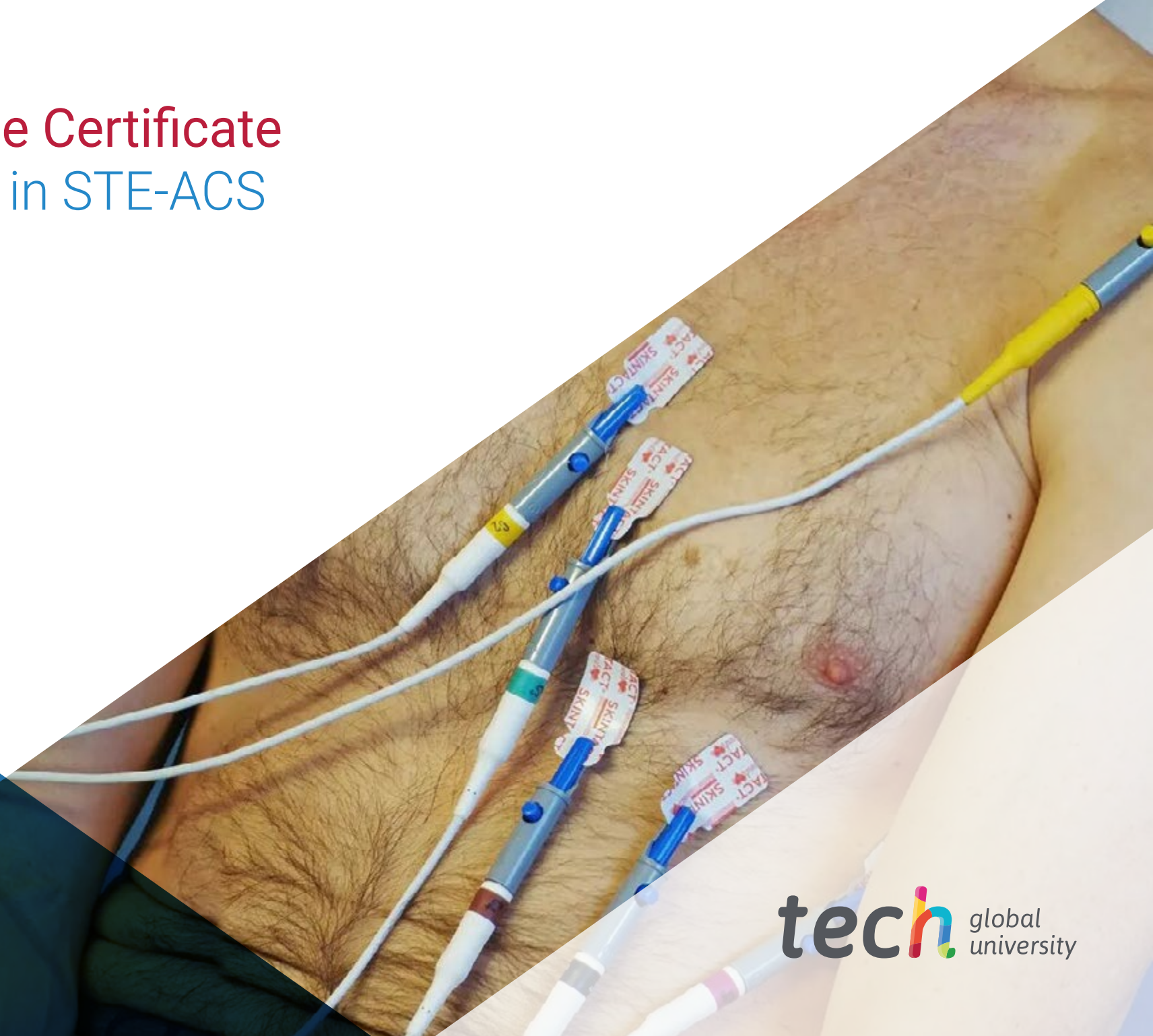


Postgraduate Certificate Arrhythmias in STE-ACS





Postgraduate Certificate Arrhythmias in STE-ACS

- » Modality: online
- » Duration: 6 weeks
- » Certificate: TECH Global University
- » Credits: 6 ECTS
- » Schedule: at your own pace
- » Exams: online

Website: www.techtute.com/us/medicine/postgraduate-certificate/arrhythmias-ste-acs

Index

01

Introduction

p. 4

02

Objectives

p. 8

03

Course Management

p. 12

04

Structure and Content

p. 16

05

Methodology

p. 20

06

Certificate

p. 28

01

Introduction

Acute coronary syndrome, specifically those with persistent ST-segment elevation, can lead to arrhythmias, among other cardiac complications. Detecting this condition is essential, as it can be life-threatening for the patient. This comprehensive program is aimed at physicians to find in this single specialization all the information that allows them to get up to date on this subject. An online program with a duration of just 180 hours, with which you will learn the most relevant and latest scientific developments from experts in cardiology and thanks to a content designed by and for medical professionals.



“

With this Postgraduate Certificate, you will learn more about the most frequent arrhythmias derived from ACS and their most innovative and effective treatments”

Acute coronary syndrome can produce a varied series of complications in the patient, among which are arrhythmias. Likewise, this heart rate disorder can be identified with different clinical pictures and, therefore, needs a differential diagnosis and subsequent treatment for each case. That is why the specialists must handle all the information that allows them to act without delay in each situation and following the latest standards in the field.

In this context, qualifications such as this Postgraduate Certificate in Arrhythmias in STE-ACS, a program that will allow the physicians to update their knowledge and improve their skills in relation to the management of patients with this cardiac condition with persistent ST-segment elevation.

This program will delve into the most common ventricular tachyarrhythmias and their treatment, as well as sudden death and out-of-hospital ventricular fibrillation. It also describes supraventricular arrhythmias and the antiarrhythmic drugs that are appropriate during a heart attack and which should be avoided. In addition, protocols for cardioversion and defibrillation therapies are discussed, and the results of automatic implantable defibrillators are detailed. Finally, it delves into the indications for pacing in myocardial infarction and reviews the most important issues and results of cardiac resynchronization.

This is a 100% online program, accessible from any electronic device with internet connection and in which the content will be available from day one. A program designed by experts in cardiology who, in addition to making available to the graduates the best additional content, will be available to resolve any questions that may arise during the academic process.

This **Postgraduate Certificate in Arrhythmias in STE-ACS** contains the most complete and up-to-date scientific program on the market. The most important features include:

- ◆ The development of practical cases presented by experts in Cardiology
- ◆ The graphic, schematic, and practical contents with which they are created, provide scientific and practical information on the disciplines that are essential for professional practice
- ◆ Practical exercises where self-assessment can be used to improve learning
- ◆ Its special emphasis on innovative methodologies
- ◆ Theoretical lessons, questions to the expert, debate forums on controversial topics, and individual reflection assignments
- ◆ Content that is accessible from any fixed or portable electronic device with an Internet connection



This program delves into the indications and results of cardiac resynchronization and implantable cardioverter defibrillators”

“ *This Postgraduate Certificate in the identification of the main ventricular arrhythmias to be expected during STE-ACS and their treatment*”


The program's teaching staff includes professionals from the sector who contribute their work experience to this training program, as well as renowned specialists from leading societies and prestigious universities.

Its multimedia content, developed with the latest educational technology, will provide the professional with situated and contextual learning, i.e., a simulated environment that will provide an immersive education programmed to learn in real situations.

This program is designed around Problem-Based Learning, whereby the professional must try to solve the different professional practice situations that arise during the academic course. For this purpose, students will be assisted by an innovative interactive video system created by renowned and experienced experts.

You will have a complete module dedicated to the problem of out-of-hospital Sudden Cardiac Death and Primary Ventricular Fibrillation.

You will have access to clinical cases of real patients, in which you will be able to apply the theoretical content developed during the unit.



02 Objectives

The main objective of this Postgraduate Certificate in Arrhythmias in STE-ACS is to facilitate the specialist's access to the most complete and up-to-date information on diagnosis and, above all, treatment of this heart rate disorder. This is why TECH will provide you with all the necessary tools that will allow you to know the latest scientific developments related to this branch of cardiology, as well as the most complete and reliable information from the hand of medical experts.





“

If your goal is to improve and expand your knowledge in relation to arrhythmias in STE-ACS, this program is perfect for you”



General Objectives

- ◆ Delve into Acute Coronary Syndrome (ACS) starting with its pathophysiology and its importance as one of the main causes of death in civilized countries
- ◆ Professionalize skills in the assessment and differential diagnosis of chest pain in the emergency department, understanding the value of the different complementary techniques available
- ◆ Adequately classify the patient's initial risk and the most appropriate prehospital treatment and monitor measures in the prehospital phase
- ◆ Internalize reperfusion therapies, their limitations, advantages and protocols, understand the great importance of ischemia time
- ◆ Diagnose and manage the mechanical and arrhythmic complications that can occur in this syndrome
- ◆ Implement appropriate treatment measures during the hospital phase and the value of Coronary Units
- ◆ Develop the value and structure of Cardiac Rehabilitation programs
- ◆ Understand the treatments that have provided value in secondary prevention of these patients





Specific Objectives

- ◆ Understand the arrhythmia production mechanisms during ischemia
- ◆ Identify the main ventricular arrhythmias to be expected during STE-ACS and their treatment
- ◆ Recognize the problem of out-of-hospital sudden death and primary ventricular fibrillation
- ◆ Assess which supraventricular arrhythmias are to be expected in this pathology and which antiarrhythmic medication are appropriate during infarction
- ◆ Control the indications for pacemaker implantation and electrical cardioversion
- ◆ Internalize the indications for implantation of implantable defibrillators and resynchronizers and their results

“

TECH's aim is always to guarantee the professional improvement of the graduates through the most complete educational offer in the market”

03

Course Management

This Postgraduate Certificate could not be directed by professionals other than experts in cardiac medicine. That is why TECH has selected a teaching group composed of cardiologists with extensive experience in the field and currently active, working for reference hospital centers. These specialists bring to the program a real vision of the current situation, as well as a critical and personal character based on their own work experience.





“

You will have, whenever you need it, individualized tutorials that will allow you to resolve any doubts that may arise, as well as to discuss with our experts on the subjects you may consider regarding the syllabus”

Management



Dr. Botas Rodríguez, Javier

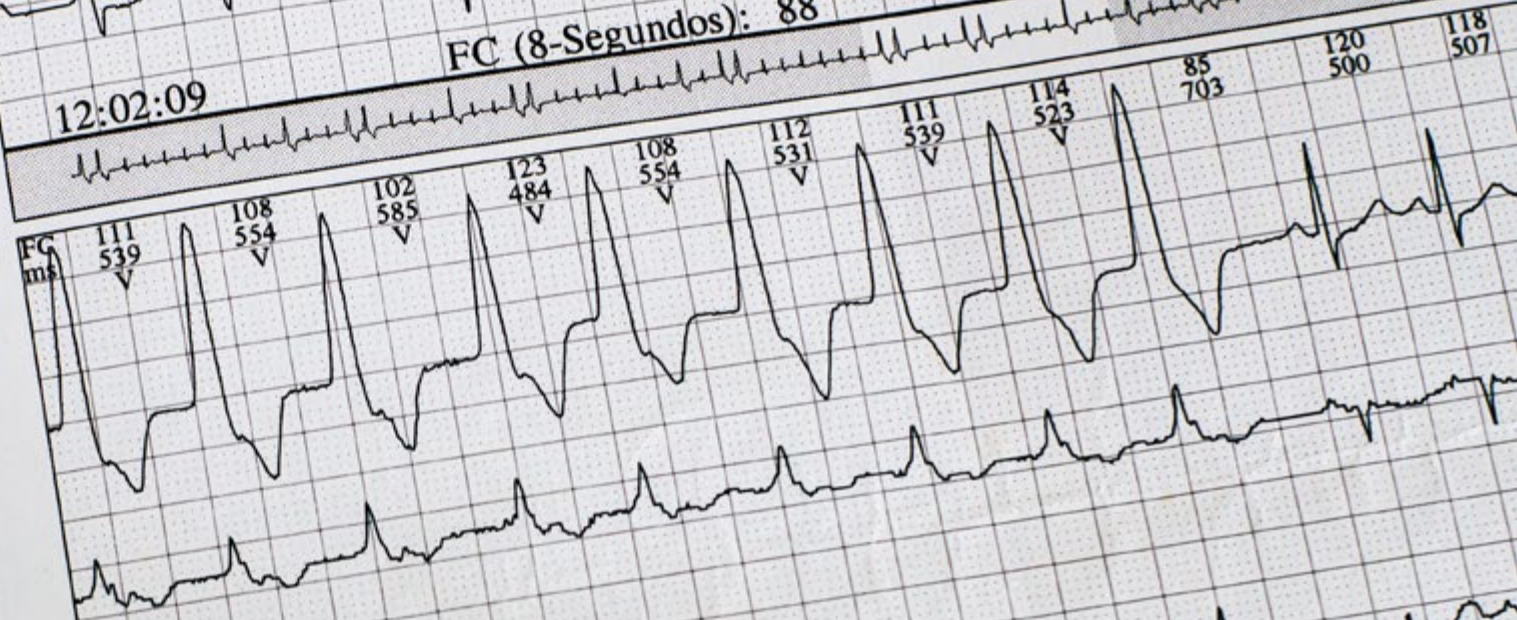
- ♦ Head of Cardiology Service, Alcorcón Foundation of the HU
- ♦ Director of the Cardiac Catheterization Laboratory at the Alcorcón Foundation. University Hospital
- ♦ Director of the Cardiac Catheterization Laboratory at the Alcorcón Foundation. University Hospital
- ♦ Associate Professor of Cardiology of the Degree in Medicine at the Rey Juan Carlos University
- ♦ Doctorate in Medicine (Magna Cum Laude) from the Faculty of Medicine at the Autonomous University of Madrid
- ♦ Residency and specialization in Cardiology at the Gregorio Marañón University Hospital
- ♦ Post Doctorate in Interventional Cardiology from Stanford University

Professors

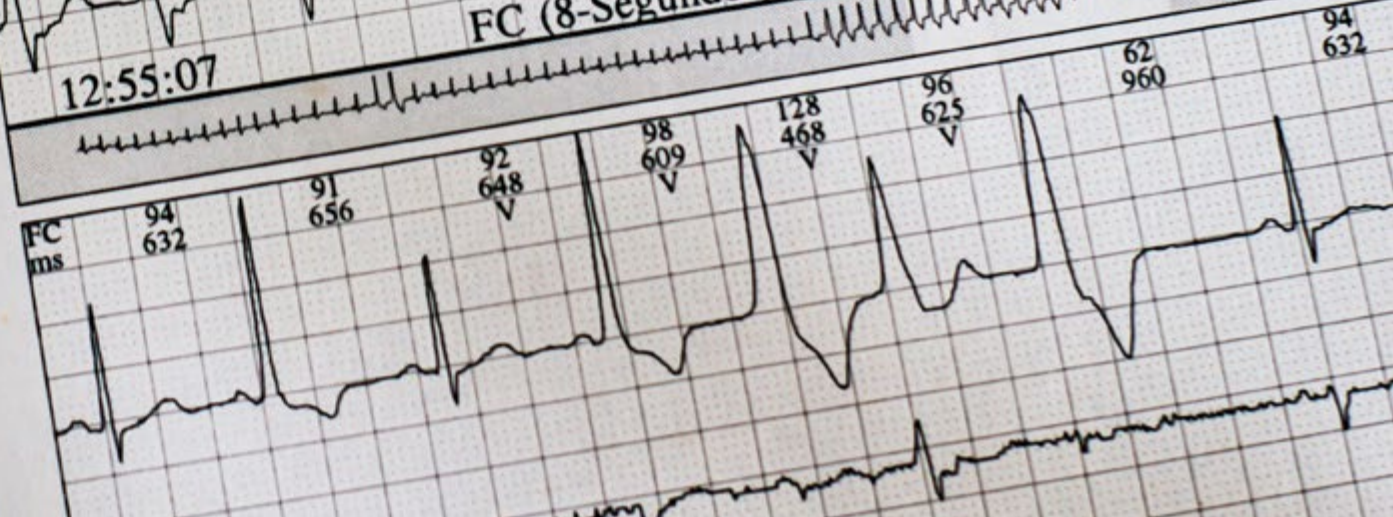
Dr. Awamleh García, Paula

- ♦ Assistant Physician in the Coronary Unit of the Cardiology Department of the University Hospital of Getafe
- ♦ Doctor Cum Laude in Medicine, Rey Juan Carlos University
- ♦ Master's Degree in Acute Cardiac Care, Menéndez Pelayo University
- ♦ Master's Degree in Cardiology from the Miguel Hernández University of Elche
- ♦ Expert in Electrocardiography, Catholic University San Antonio of Murcia
- ♦ Degree in Medicine and Surgery from the Complutense University of Madrid

12:02:09 FC (8-Segundos): 88



12:55:07 FC (8-Segundos): 111



04

Structure and Content

The teaching team of this Postgraduate Certificate in Arrhythmias in STE-ACS has been in charge of designing its structure and content, taking into account the pedagogical its structure and content, taking as a reference the pedagogical criteria of TECH. That is why the specialists will find in this specialization a complete and up-to-date program. This content is accompanied by complementary material in the form of detailed videos, interactive summaries, real clinical cases and research articles that will allow you to delve into each section as you wish.




“

You will have access to the best available content on Arrhythmias in STE-ACS, designed by and for specialists”

Module 1. Arrhythmias in STE-ACS

- 1.1. Ischemia as a Cause of Arrhythmias: Mechanisms
- 1.2. Arrhythmias in STE-ACS: EV, RIVA and TVNS (Meaning and Clinical Management)
- 1.3. Polymorphic and Monomorphic VT: Meaning and Treatment
- 1.4. VF and Out-of-Hospital Sudden Death in STE-ACS
- 1.5. Supraventricular Arrhythmias in STE-ACS
- 1.6. Antiarrhythmic Medication Used in STE-ACS
- 1.7. Cardioversion and Electrical Defibrillation: Protocols
- 1.8. Bradyarrhythmias and Blockages in STE-ACS. Pacemaker Implantation Indications
- 1.9. Automatic Implantable Defibrillator: Indications, Results and Techniques
- 1.10. Cardiac Resynchronization, Indications and Outcomes





“

TECH guarantees you: the best and most up-to-date content, a group of expert cardiology teachers and the ease of being able to study this program from wherever you wish and at your own pace”

05

Methodology

This academic program offers students a different way of learning. Our methodology uses a cyclical learning approach: **Relearning**.

This teaching system is used, for example, in the most prestigious medical schools in the world, and major publications such as the **New England Journal of Medicine** have considered it to be one of the most effective.



“

Discover Relearning, a system that abandons conventional linear learning, to take you through cyclical teaching systems: a way of learning that has proven to be extremely effective, especially in subjects that require memorization"

At TECH we use the Case Method

What should a professional do in a given situation? Throughout the program, students will face multiple simulated clinical cases, based on real patients, in which they will have to do research, establish hypotheses, and ultimately resolve the situation. There is an abundance of scientific evidence on the effectiveness of the method. Specialists learn better, faster, and more sustainably over time.

With TECH you will experience a way of learning that is shaking the foundations of traditional universities around the world.



According to Dr. Gérvas, the clinical case is the annotated presentation of a patient, or group of patients, which becomes a "case", an example or model that illustrates some peculiar clinical component, either because of its teaching power or because of its uniqueness or rarity. It is essential that the case is based on current professional life, trying to recreate the real conditions in the physician's professional practice.

“

Did you know that this method was developed in 1912, at Harvard, for law students? The case method consisted of presenting students with real-life, complex situations for them to make decisions and justify their decisions on how to solve them. In 1924, Harvard adopted it as a standard teaching method”

The effectiveness of the method is justified by four fundamental achievements:

1. Students who follow this method not only achieve the assimilation of concepts, but also a development of their mental capacity, through exercises that evaluate real situations and the application of knowledge.
2. Learning is solidly translated into practical skills that allow the student to better integrate into the real world.
3. Ideas and concepts are understood more efficiently, given that the example situations are based on real-life.
4. Students like to feel that the effort they put into their studies is worthwhile. This then translates into a greater interest in learning and more time dedicated to working on the course.



Relearning Methodology

At TECH we enhance the case method with the best 100% online teaching methodology available: Relearning.

This university is the first in the world to combine the study of clinical cases with a 100% online learning system based on repetition, combining a minimum of 8 different elements in each lesson, a real revolution with respect to the mere study and analysis of cases.

Professionals will learn through real cases and by resolving complex situations in simulated learning environments. These simulations are developed using state-of-the-art software to facilitate immersive learning.



At the forefront of world teaching, the Relearning method has managed to improve the overall satisfaction levels of professionals who complete their studies, with respect to the quality indicators of the best online university (Columbia University).

With this methodology, more than 250,000 physicians have been trained with unprecedented success in all clinical specialties regardless of surgical load. Our pedagogical methodology is developed in a highly competitive environment, with a university student body with a strong socioeconomic profile and an average age of 43.5 years old.

Relearning will allow you to learn with less effort and better performance, involving you more in your specialization, developing a critical mindset, defending arguments, and contrasting opinions: a direct equation to success.

In our program, learning is not a linear process, but rather a spiral (learn, unlearn, forget, and re-learn). Therefore, we combine each of these elements concentrically.

The overall score obtained by TECH's learning system is 8.01, according to the highest international standards.



This program offers the best educational material, prepared with professionals in mind:



Study Material

All teaching material is produced by the specialists who teach the course, specifically for the course, so that the teaching content is highly specific and precise.

These contents are then applied to the audiovisual format, to create the TECH online working method. All this, with the latest techniques that offer high quality pieces in each and every one of the materials that are made available to the student.



Surgical Techniques and Procedures on Video

TECH introduces students to the latest techniques, the latest educational advances and to the forefront of current medical techniques. All of this in direct contact with students and explained in detail so as to aid their assimilation and understanding. And best of all, you can watch the videos as many times as you like.



Interactive Summaries

The TECH team presents the contents attractively and dynamically in multimedia lessons that include audio, videos, images, diagrams, and concept maps in order to reinforce knowledge.

This exclusive educational system for presenting multimedia content was awarded by Microsoft as a "European Success Story".



Additional Reading

Recent articles, consensus documents and international guidelines, among others. In TECH's virtual library, students will have access to everything they need to complete their course.





Expert-Led Case Studies and Case Analysis

Effective learning ought to be contextual. Therefore, TECH presents real cases in which the expert will guide students, focusing on and solving the different situations: a clear and direct way to achieve the highest degree of understanding.



Testing & Retesting

We periodically evaluate and re-evaluate students' knowledge throughout the program, through assessment and self-assessment activities and exercises, so that they can see how they are achieving their goals.



Classes

There is scientific evidence on the usefulness of learning by observing experts. The system known as Learning from an Expert strengthens knowledge and memory, and generates confidence in future difficult decisions.



Quick Action Guides

TECH offers the most relevant contents of the course in the form of worksheets or quick action guides. A synthetic, practical, and effective way to help students progress in their learning.



06 Certificate

The Postgraduate Certificate in Arrhythmias in STE-ACS guarantees students, in addition to the most rigorous and up-to-date education, access to a Postgraduate Certificate issued by TECH Global University.





“

Successfully complete this program and receive your Postgraduate Certificate without having to travel or fill out laborious paperwork”

This program will allow you to obtain your **Postgraduate Certificate in Arrhythmias in STE-ACS** endorsed by **TECH Global University**, the world's largest online university.

TECH Global University is an official European University publicly recognized by the Government of Andorra ([official bulletin](#)). Andorra is part of the European Higher Education Area (EHEA) since 2003. The EHEA is an initiative promoted by the European Union that aims to organize the international training framework and harmonize the higher education systems of the member countries of this space. The project promotes common values, the implementation of collaborative tools and strengthening its quality assurance mechanisms to enhance collaboration and mobility among students, researchers and academics.

This **TECH Global University** title is a European program of continuing education and professional updating that guarantees the acquisition of competencies in its area of knowledge, providing a high curricular value to the student who completes the program.

Title: Postgraduate Certificate in Arrhythmias in STE-ACS

Modality: **online**

Duration: **6 weeks**

Accreditation: **6 ECTS**



future

health confidence people

education information tutors

guarantee accreditation teaching

institutions technology learning

community commitment

personalized service innovation

knowledge present quality

online treatment

development languages

virtual classroom

tech global
university

Postgraduate Certificate Arrhythmias in STE-ACS

- » Modality: online
- » Duration: 6 weeks
- » Certificate: TECH Global University
- » Credits: 6 ECTS
- » Schedule: at your own pace
- » Exams: online

Postgraduate Certificate Arrhythmias in STE-ACS

