

# Postgraduate Certificate

Advances in Neurophthalmology,  
Neurotology and Nutrition in  
Pediatric Neurology





## Postgraduate Certificate

Advances in Neurophthalmology,  
Neurotology and Nutrition  
in Pediatric Neurology

- » Modality: online
- » Duration: 6 weeks
- » Certificate: TECH Global University
- » Credits: 4 ECTS
- » Schedule: at your own pace
- » Exams: online

Website: [www.techtute.com/us/medicine/postgraduate-certificate/advances-neurophthalmology-neurotology-nutrition-pediatric-neurology](http://www.techtute.com/us/medicine/postgraduate-certificate/advances-neurophthalmology-neurotology-nutrition-pediatric-neurology)

# Index

01

Introduction

---

*p. 4*

02

Objectives

---

*p. 8*

03

Course Management

---

*p. 12*

04

Structure and Content

---

*p. 16*

05

Methodology

---

*p. 20*

06

Certificate

---

*p. 28*

# 01

# Introduction

Pediatric Neurology and Neurodevelopment as a specific training area within Pediatrics has become a spearhead in the modern development of this specialty. At present the body of knowledge in Neuropediatrics is in a state of exponential growth in terms of care, teaching and research.



“

*Improve your knowledge through this program, where you will find the best didactic material with real clinical cases. Learn here about the latest advances in the specialty to be able to perform a quality medical practice"*

In recent years we have witnessed a considerable increase in the demand for neuropediatric care, which can be justified for several reasons.

On the one hand, the continuous advances in neurosciences have led to the discovery and diagnosis of previously unknown neurological diseases. This has led to the death of children or the development of severe sequelae.

On the other hand, the appearance of social changes and advances have led to new care demands that had been previously underdeveloped. The rise of assisted reproduction and the improvement of neonatal care techniques lead to a higher rate of multiple and premature births with increased survival rates. This leads to increased morbidity and the need for more specialized care at both the health and educational levels.

General pediatricians cannot encompass the complexity of all pediatric subspecialties. As they progress in their development, each one of them acquires a specific body and entity to become its own specialty. In addition, the particularities of child development and its variability according to age and other factors do not allow neurologists for adults to cope with the existing demand.

All this, together with the great diversity and complexity of neurological pathology. In childhood, there is a growing need for more and more neuropediatric units and an increasing demand for professionals intensively trained in this area.

The **Postgraduate Certificate in Advances in Neurophthalmology, Neurotology and Nutrition in Pediatric Neurology** contains the most complete and updated scientific program on the market. The most important features of the course university are:

- ♦ Clinical cases presented by experts in pediatric neurology. The graphic, schematic, and eminently practical contents with which they are created provide scientific and practical information on the disciplines that are essential for professional practice.
- ♦ Diagnostic and therapeutic novelties on pediatric neurology performance..
- ♦ Algorithm-based interactive learning system for decision-making in the presented clinical situations.
- ♦ With a special emphasis on evidence-based medicine and research methodologies in Pediatric Neurology.
- ♦ All of this will be complemented by theoretical lessons, questions to the expert, debate forums on controversial topics, and individual reflection assignments.
- ♦ Content that is accessible from any fixed or portable device with an Internet connection.



*Update your knowledge through the Postgraduate Certificate in Advances in Neurophthalmology, Neurotology and Nutrition in Pediatric Neurology, in a practical way and adapted to your needs"*

“

*This Postgraduate Certificate may be the best investment you can make in the selection of a refresher program for two reasons: in addition to updating your knowledge in Advances in Neurophthalmology, Neurotology and Nutrition in Pediatric Neurology, you will obtain a Postgraduate Certificate from TECH Global University"*


Forming part of the teaching staff is a group of professionals in the world of Pediatric Neurology, who bring to this course their work experience, as well as a group of renowned specialists, recognised by esteemed scientific communities.

The multimedia content developed with the latest educational technology will provide the professional with situated and contextual learning, i.e., a simulated environment that will provide immersive training program to train in real situations.

This program is designed around Problem Based Learning, whereby the Doctor must try to solve the different professional practice situations that arise during the course university. This will be done with the help of an innovative interactive video system developed by renowned experts in the field of neurology with extensive teaching experience.

*The Postgraduate Certificate includes real clinical cases and exercises to bring the development of the training Certificate closer to the clinical doctor's practice.*

*Take the opportunity to update your knowledge in Advances in Neurological Neurophthalmology, Neurotology and Nutrition in Paediatric Neurotology and improve your patient care.*



# 02

# Objectives

The main objective of the program is the development of theoretical and practical learning, so that the physician can master in a practical and rigorous way Advances in Neurophthalmology, Neurotology and Nutrition in Pediatric Neurology.







“

*This refresher program will generate a sense of security in the performance of the physician's praxis, which will help you grow personally and professionally"*



## General Objectives

---

- Update the specialist's knowledge in the different syndromic disorders of this discipline, through evidence-based medicine.
- Promote work strategies based on a comprehensive approach and multidisciplinary care in the patient's social environment that become a reference model for achieving excellence in care.
- Encourage the acquisition of technical skills and abilities, through a powerful audio-visual system, and the possibility of development through online simulation workshops and/or specific training.
- Encourage professional stimulus through continuing education and research.



## Specific Objectives

---

- Define the different problems related to Neurophthalmology in pediatrics.
- Explain the systematics of examination, diagnosis and treatment of ocular problems in pediatric neurology.
- Define the different problems related to Neurotology.
- Explain the systematics of examination, diagnosis and treatment of auditory problems in pediatric neurology.
- Explain the normal nutritional recommendations for children.
- Explain nutritional recommendations in neurological pathologies.
- Explain the different nutritional supplements and complements in neurological pathologies.
- Explain the specific therapeutic diets in neurological pathologies.
- Describe drugs commonly used in pediatric neurology.
- Describe the possible problems related to social neuropsychiatry and their management.



“

*Take the opportunity and take the step to get up to date on the latest developments in Advances in Neurophthalmology, Neurotology and Nutrition in Pediatric Neurology"*

03

# Course Management

This program includes in its teaching staff health professionals of recognized prestige, who belong to the field of pediatric neurology , and who pour into this training the experience of their work. In addition involved, renowned specialists, members of prestigious national and international scientific communities, are in designing and preparing the program.



“

*Learn from leading professionals,  
the latest Advances in  
Neurophthalmology, Neurotology  
and Nutrition in Pediatric  
Neurology"*

## Management



### Dr. Fernández Fernández, Manuel Antonio

- ♦ Degree in Medicine and Surgery
- ♦ Pediatrician.
- ♦ Medical Specialist in Child Neurology
- ♦ Director of the Andalusian Institute of Pediatric Neurology. Sevilla, España
- ♦ Accreditation in Neuropediatrics by the Spanish Society of Pediatric Neurology (SENEP).
- ♦ Master's Degree in Healthcare Services Management and Planning. CTO Business School
- ♦ Professional Master's Degree in Entrepreneurship from GADE Business School
- ♦ Master's Degree in Leadership and Management Skills from GADE Business School.
- ♦ Master's Degree in Clinical Trials from the University of Seville

## Management



Dr. Fernández Jaén, Alberto

- ♦ Degree in Medicine and Surgery
- ♦ Specialist in Child Neurology
- ♦ CADE Medical Director
- ♦ Head of the Department of Child Neurology "Quirón" University Hospital, Madrid
- ♦ 54 articles publications in scientific papers.

## Professors

### Dr. Ana Laura Fernández

- ♦ Child Neurologist
- ♦ Neurology Department of Quirónsalud University Hospital, Madrid.

# 04

# Structure and Content

The structure of the contents has been designed by a team of professionals knowledgeable about the implications of training in daily medical practice in Pediatric Neurology, aware of the relevance of the current relevance of training to be able to act before the pediatric patient with Advances in Neurophthalmology, Neurotology and Nutrition in Pediatric Neurology with quality teaching through new educational technologies.







“

*The Postgraduate Certificate in Advances in Neurophthalmology, Neurotology and Nutrition in Pediatric Neurology contains the most complete and updated scientific program on the market”*

**Module 1. Advances in Related Areas. Neuro-Ophthalmology, Neurotology, Nutrition**

- 1.1. Neuro-Ophthalmology
  - 1.1.1. Papillae Alterations.
    - 1.1.1.1. Congenital Abnormalities.
    - 1.1.1.2. Papillary Atrophy.
    - 1.1.1.3. Papillary Edema.
  - 1.1.2. Pupils.
    - 1.1.2.1. Anisocoria.
    - 1.1.2.2. Sympathetic Paralysis.
  - 1.1.3. Alteration of the Oculomotor Function.
    - 1.1.3.1. Ophthalmoplegia.
    - 1.1.3.2. Gaze Disorders.
    - 1.1.3.3. Apraxia.
    - 1.1.3.4. Nystagmus.
- 1.2. Neurotology.
  - 1.2.1. Hearing.
  - 1.2.2. Evaluation.
  - 1.2.3. Hearing Loss.
  - 1.2.4. Vestibular Function.
  - 1.2.5. Vestibular Function Alterations.
- 1.3. Nutrition in Pediatric Neurology.
  - 1.3.1. Normal Nutritional Recommendations.
  - 1.3.2. Nutritional Recommendations in Neurological Disorders.
  - 1.3.3. Nutritional Supplements.
  - 1.3.4. Specific Therapeutic Diets.





- 1.4. Pharmacology.
  - 1.4.1. Nervous System Pharmacology.
  - 1.4.2. Pharmacology in Pediatrics.
  - 1.4.3. Drugs Frequently Used in Pediatric Neurology.
  - 1.4.4. Polytherapy and Drug Resistance.
- 1.5. Social Neuropediatrics.
  - 1.5.1. Abuse and Neglect.
  - 1.5.2. Affective and Sensory Deprivation.
  - 1.5.3. Adoption.
  - 1.5.4. Grief.

“

*A unique, key, and decisive training experience to boost your professional development”*

05

# Methodology

This training program provides you with a different way of learning. Our methodology uses a cyclical learning approach: *Re-learning*.

This teaching system is used in the most prestigious medical schools in the world, and major publications such as the *New England Journal of Medicine* have considered it to be one of the most effective.



“

*Discover Re-learning, a system that abandons conventional linear learning, to take you through cyclical teaching systems: a way of learning that has proven to be extremely effective, especially in subjects that require memorization"*

## At TECH we use the Case Method

In a given situation, what would you do? Throughout the program, you will be presented with multiple simulated clinical cases based on real patients, where you will have to investigate, establish hypotheses and, finally, resolve the situation. There is abundant scientific evidence on the effectiveness of the method. Specialists learn better, faster, and more sustainably over time.

*With TECH you can experience a way of learning that is shaking the foundations of traditional universities around the world.*



According to Dr. Gérvas, the clinical case is the annotated presentation of a patient, or group of patients, which becomes a "case", an example or model that illustrates some peculiar clinical component, either because of its teaching potential or because of its uniqueness or rarity. It is essential that the case is based on current professional life, trying to recreate the real conditions in professional medical practice.

“

*Did you know that this method was developed in 1912 at Harvard for law students? The case method consisted of presenting students with real-life, complex situations for them to make decisions and justify their decisions on how to solve them. In 1924, Harvard adopted it as a standard teaching method”*

The effectiveness of the method is justified by four fundamental achievements:

1. Students who follow this method not only grasp concepts, but also develop their mental capacity by evaluating real situations and applying their knowledge.
2. The learning process has a clear focus on practical skills that allow the student to better integrate into the real world.
3. Ideas and concepts are understood more efficiently, given that the example situations are based on real-life.
4. Students like to feel that the effort they put into their studies is worthwhile. This then translates into a greater interest in learning and more time dedicated to working on the course.



## Re-Learning Methodology

At TECH we enhance the Harvard case method with the best 100% online teaching methodology available: Re-learning.

Our University is the first in the world to combine the study of clinical cases with a 100% online learning system based on repetition, combining a minimum of 8 different elements in each lesson, which represent a real revolution with respect to simply studying and analyzing cases.



*The physician will learn through real cases and by solving complex situations in simulated learning environments. These simulations are developed using state-of-the-art software to facilitate immersive learning.*



At the forefront of world teaching, the Re-learning method has managed to improve the overall satisfaction levels of professionals who complete their studies, with respect to the quality indicators of the best Spanish-speaking online university (Columbia University).

With this methodology we have trained more than 250,000 physicians with unprecedented success, in all clinical specialties regardless of the surgical load. All this in a highly demanding environment, where the students have a strong socio-economic profile and an average age of 43.5 years.

*Re-learning will allow you to learn with less effort and better performance, involving you more in your specialization, developing a critical mindset, defending arguments, and contrasting opinions: a direct equation to success.*

In our program, learning is not a linear process, but rather a spiral (we learn, unlearn, forget, and re-learn). Therefore, we combine each of these elements concentrically.

The overall score obtained by our learning system is 8.01, according to the highest international standards.



In this program you will have access to the best educational material, prepared with you in mind:



#### Study Material

All teaching material is produced by the specialists who teach the course, specifically for the course, so that the teaching content is highly specific and precise.

This content is then adapted in an audiovisual format that will create our way of working online, with the latest techniques that allow us to offer you high quality in all of the material that we provide you with.



#### Latest Techniques and Procedures on Video

We introduce you to the latest techniques, to the latest educational advances, to the forefront of current medical techniques. All this, in first person, with the maximum rigor, explained and detailed for your assimilation and understanding. And best of all, you can watch them as many times as you want.



#### Interactive Summaries

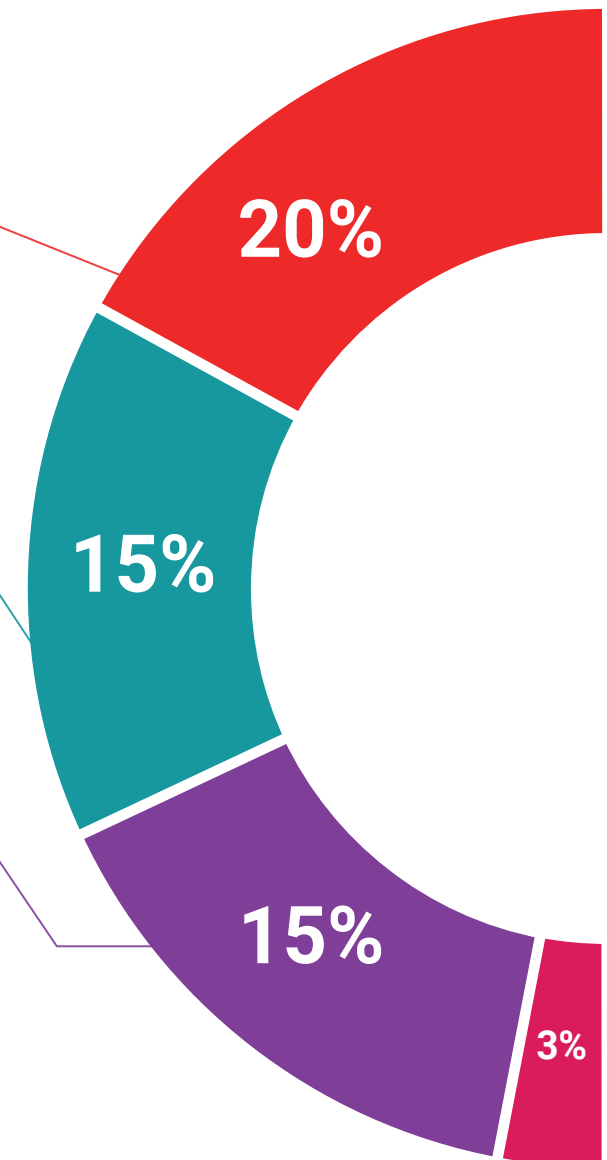
We present the contents attractively and dynamically in multimedia lessons that include audio, videos, images, diagrams, and concept maps in order to reinforce knowledge.

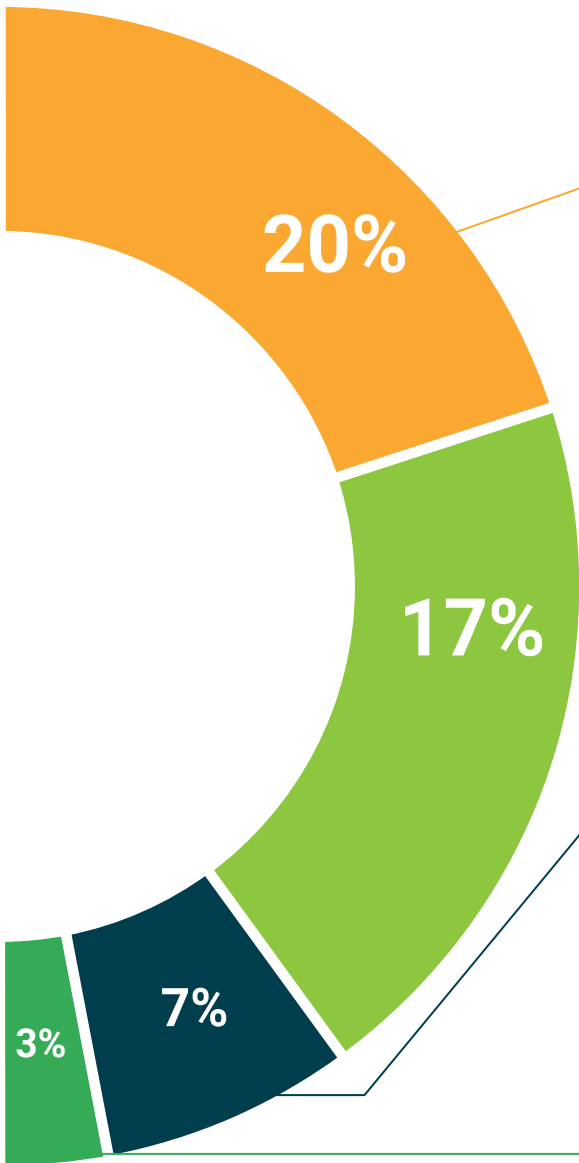
This unique multimedia content presentation training system was awarded by Microsoft as a "European Success Story".



#### Additional Reading

Recent articles, consensus documents, international guides. in our virtual library you will have access to everything you need to complete your training.





#### Expert-Led Case Studies and Case Analysis

Effective learning ought to be contextual. Therefore, we will present you with real case developments in which the expert will guide you through focusing on and solving the different situations: a clear and direct way to achieve the highest degree of understanding.



#### Testing & Re-testing

We periodically evaluate and re-evaluate your knowledge throughout the program, through assessment and self-assessment activities and exercises: so that you can see how you are achieving your goals.



#### Classes

There is scientific evidence suggesting that observing third-party experts can be useful.

Learning from an expert strengthens knowledge and memory, and generates confidence in our future difficult decisions.



#### Quick Action Guides

We offer you the most relevant contents of the course in the form of worksheets or quick action guides. A synthetic, practical, and effective way to help you progress in your learning.



# 06 Certificate

The Postgraduate Certificate in Advances in Neurophthalmology, Neurotology and Nutrition in Pediatric Neurology guarantees you, in addition to the most accurate and up-to-date training, access to a Postgraduate Certificate issued by TECH Global University.



“

*Successfully complete this training and receive your diploma without the hassle of travel or paperwork”*

This program will allow you to obtain your **Postgraduate Certificate in Advances in Neurophthalmology, Neurotology and Nutrition in Pediatric Neurology** endorsed by **TECH Global University**, the world's largest online university.

**TECH Global University** is an official European University publicly recognized by the Government of Andorra ([official bulletin](#)). Andorra is part of the European Higher Education Area (EHEA) since 2003. The EHEA is an initiative promoted by the European Union that aims to organize the international training framework and harmonize the higher education systems of the member countries of this space. The project promotes common values, the implementation of collaborative tools and strengthening its quality assurance mechanisms to enhance collaboration and mobility among students, researchers and academics.

This **TECH Global University** title is a European program of continuing education and professional updating that guarantees the acquisition of competencies in its area of knowledge, providing a high curricular value to the student who completes the program.

Title: **Postgraduate Certificate in Advances in Neurophthalmology, Neurotology and Nutrition in Pediatric Neurology**

Modality: **online**

Duration: **6 weeks**

Accreditation: **4 ECTS**



future

health confidence people

education information tutors

guarantee accreditation teaching

institutions technology learning

community commitment

**tech** global  
university

personalized service innovation

knowledge presentation  
online teaching

development languages

virtual classroom

## Postgraduate Certificate

Advances in Neurophthalmology,  
Neurotology and Nutrition  
in Pediatric Neurology

- » Modality: online
- » Duration: 6 weeks
- » Certificate: TECH Global University
- » Credits: 4 ECTS
- » Schedule: at your own pace
- » Exams: online

# Postgraduate Certificate

Advances in Neurophthalmology,  
Neurotology and Nutrition in  
Pediatric Neurology

