

# Postgraduate Certificate

## Advances in the Diagnosis, Treatment and Monitoring of Penile Cancer





## Postgraduate Certificate

### Advances in the Diagnosis, Treatment and Monitoring of Penile Cancer

- » Modality: online
- » Duration: 6 weeks
- » Certificate: TECH Global University
- » Credits: 8 ECTS
- » Schedule: at your own pace
- » Exams: online

Website: [www.techtute.com/us/medicina/curso-universitario/avances-diagnostico-tratamiento-seguimiento-cancer-pene](http://www.techtute.com/us/medicina/curso-universitario/avances-diagnostico-tratamiento-seguimiento-cancer-pene)

# Index

01

Introduction

---

*p. 4*

02

Objectives

---

*p. 8*

03

Course Management

---

*p. 12*

04

Structure and Content

---

*p. 16*

05

Methodology

---

*p. 20*

06

Certificate

---

*p. 28*

# 01

# Introduction

The scientific knowledge evolution in the field of Oncology in general and Urological Oncology in particular, allows us to offer systemic treatments but at the same time directed to specific therapeutic targets. This reality is, if possible, even more evident in the field of Uro-Oncology. As a consequence of this current situation, the specialty of Urology and the specialty of Oncology have been approaching to the point that there are many fields in which the boundaries between the two are no longer defined, mainly because they no longer exist.



“

*Improve your knowledge through this program, where you will find the best didactic material with real clinical cases. Learn here about the latest advances in the specialty to be able to provide quality medical care"*

Modern medicine leads its professionals to an increasingly demanding qualification, which translates into the well-known oncological or multidisciplinary committees. We are convinced that the challenges of the present and the immediate future in the field of Urologic Oncology require specific training that is only partially covered by the separate specialties, and that a program of these characteristics covers a real and growing need in modern medicine.

The current existence of new molecules in the treatment of prostate cancer opens up a completely new scenario for our patients. Any professional who wants to treat these patients adequately urgently needs to acquire new knowledge in an easy and effective way, since the advent of so much new information will unequivocally overwhelm us. Only those physicians properly specialized in urologic oncology will have the ability to care for their patients properly and will be able to continue on this train that is already unstoppable.

Given this reality, TECH has designed this Postgraduate Certificate that brings the specialist closer to the latest Advances in the Diagnosis, Treatment and Monitoring of Penile Cancer.

For this purpose, this academic institution has incorporated to the theoretical-practical syllabus, masterclasses given by a guest teacher of great reputation. Thanks to these sessions, the professional who enters this program will receive the most complete update of their knowledge in this area.

This Postgraduate Certificate in Advances in the Diagnosis, Treatment and Monitoring of Penile Cancer contains the most complete and up-to-date scientific program on the market. Its most notable features are:

- ♦ Development of clinical cases presented by experts in urologic oncology. The graphic, schematic, and practical contents with which they are created, provide scientific and practical information on the disciplines that are essential for professional practice.
- ♦ Latest diagnostic and therapeutic developments on penile cancer
- ♦ An algorithm-based interactive learning system for decision-making in the clinical situations presented throughout the course.
- ♦ With a special emphasis on evidence-based medicine and research methodologies in urologic oncology
- ♦ All of this will be complemented by theoretical lessons, questions to the expert, debate forums on controversial topics, and individual reflection assignments.
- ♦ Content that is accessible from any fixed or portable device with an Internet connection.



*Get trained through the Postgraduate Certificate in Advances in the Diagnosis, Treatment and Monitoring of Penile Cancer”*

“

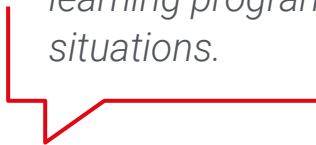
*An international guest teacher will give the masterclasses, which you can access at any time of the day”.*

Its teaching staff includes health professionals belonging to the Urology and Oncology field, who bring their work experience to this program, as well as recognized specialists belonging to leading scientific societies.

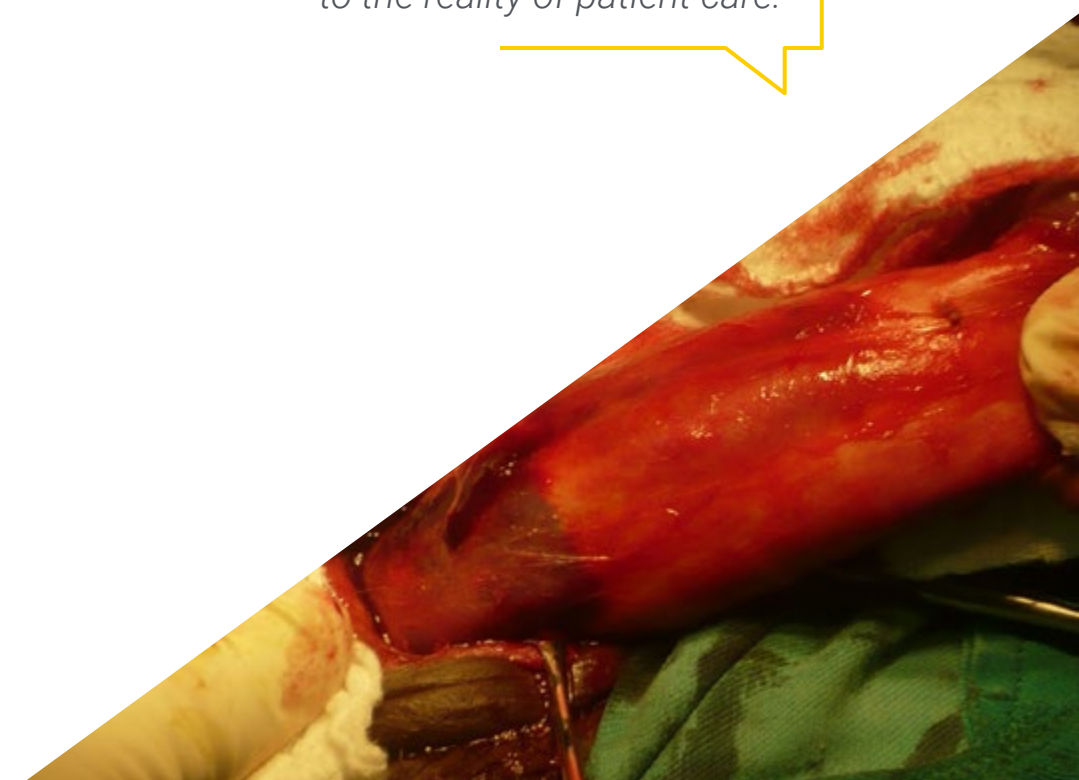
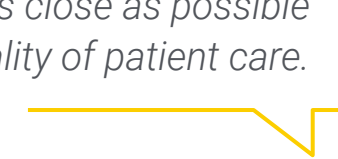
Thanks to its multimedia content developed with the latest educational technology, they will allow the professional a situated and contextual learning, that is to say, a simulated environment that will provide an immersive learning programmed to prepare in real situations.

This program is designed around Problem-Based Learning, whereby the physicians must try to solve the different professional practice situations that arise during the course. For this reason, you will be assisted by an innovative, interactive video system created by renowned and experienced experts in the field of Urology and Oncology and with extensive teaching experience.

*This course allows training in simulated environments, which provide immersive learning programmed to train for real situations.*



*It includes clinical cases to bring the program's content as close as possible to the reality of patient care.*



# 02

# Objectives

The main objective of the program is the development of theoretical and practical learning, so that the physician can master in a practical and rigorous way the Advances in Diagnosis, Treatment and Monitoring of Penile Cancer.







“

*This program will provide you with the skills to carry out your medical praxis with confidence and will help you to grow both personally and professionally”*



## General Objectives

---

- ♦ Give students a comprehensive view of urologic oncology as a whole that goes beyond their own specialty
- ♦ Provide students with the necessary tools to lead multidisciplinary urologic oncology groups
- ♦ Provide sufficient knowledge of the molecular principles of oncogenesis to be able to incorporate new molecules directed to specific targets already available, as well as to be able to collaborate on research projects and in clinical trials of new molecules that are about to arrive in the short and medium term



*Make the most of this opportunity and take the step to get up-to-date on the latest developments in Advances in the Diagnosis, Treatment and Monitoring of Penile Cancer”*





## Specific Objectives

---

- ♦ Gain in-depth knowledge of the anatomy of the penis and its lymphatic drainage.
- ♦ Know the histological subtypes of penile carcinoma in depth.
- ♦ Master the physical examination and imaging tests for a correct diagnosis of penile cancer.
- ♦ Acquire knowledge about the surgical treatment of the primary tumor.
- ♦ Acquire knowledge on the treatment of penile carcinoma, taking into account the lymph nodes.
- ♦ Delve into the technique of radiotherapy.



03

# Course Management

The program's teaching staff includes leading specialists in Urologic Oncology, and other related areas, who contribute their years of work experience to this academic program. Additionally, other recognized specialists participate in its design and preparation, which means that the program is developed in an interdisciplinary manner.





“

*Learn from reference professionals, the latest advances in the Diagnosis, Treatment and Monitoring of Penile Cancer”*

## International Guest Director

Kai Tsao, M.D., is the **Medical Director** of the Ruttenberg Treatment Center at the Tisch Cancer Institute at The Mount Sinai Hospital. His mission in this position is to lead the multidisciplinary treatment center to provide the highest quality of patient-centered care for those affected by cancer and blood disorders.

He is an **Associate Professor of Medicine, Hematology and Medical Oncology** at the Icahn School of Medicine at Mount Sinai and is on staff at the Tisch Cancer Institute at Mount Sinai Hospital and the Mount Sinai Queens Infusion Center.

Dr. Tsao is board certified in Internal Medicine, Hematology and Medical Oncology. He is actively involved in research on the development of new therapies in the treatment of genitourinary cancers. He has received several merit awards from the American Society of Clinical Oncology. **His main objective is to define the clinical and molecular phenotype of prostate, kidney and bladder cancers, as well as new therapies in these disease states.** He is principal investigator on several ongoing clinical trials and has authored more than 40 peer-reviewed publications.



## Dr. Tsao, Kai

---

- Medical Director of the Ruttenberg Treatment Center at the Tisch Cancer Institute at The Mount Sinai Hospital.
- Principal investigator in several clinical trials
- Participant in research on the development of new therapies for the treatment of genitourinary cancers.
- Teacher at the Icahn School of Medicine at Mount Sinai
- Author of more than 40 published scientific articles.
- Winner of several merit awards granted by the American Society of Clinical Oncology of various merit awards from the American Society of Clinical Oncology
- Member of: American Society of Clinical Oncology, American Association of Oncology Research and American Society of Hematology

“

*Thanks to TECH you will be able to learn with the best professionals in the world"*

# 04

# Structure and Content

The structure of the contents has been designed by a team of professionals knowledgeable about the implications of training in daily medical practice in the diagnosis, treatment and monitoring of muscle-invasive bladder carcinoma, aware of the relevance of current education to be able to act before the patient with urologic oncology pathology with quality teaching through new educational technologies.







“

*This Postgraduate Certificate in Advances in the Diagnosis, Treatment and Monitoring of Penile Cancer contains the most complete and up-to-date scientific program on the market”*

## Module 1. Advances in the Diagnosis, Treatment, and Monitoring of Penile Cancer

- 1.1. Epidemiology, Etiology, and Risk Factors
- 1.2. Pathological Anatomy
  - 1.2.1. Premalignant Lesions
  - 1.2.2. Histological Subtypes of Carcinoma of the Penis
  - 1.2.3. TNM
  - 1.2.4. Prognostic Factors
  - 1.2.5. Molecular Biology
- 1.3. Diagnosis and Staging
  - 1.3.1. Clinical Symptoms
  - 1.3.2. Physical Examination
  - 1.3.3. Imaging Tests: Ultrasound; MRI; CT; PET-CT-FDG
- 1.4. Images of Penile and Urethral Cancer
- 1.5. Anatomical Considerations of the Penis and Lymphatic Drainage
- 1.6. Treatment of Penile Cancer I: Surgical Treatment of the Primary Tumor
  - 1.6.1. Non-Invasive Superficial Disease: CIS
  - 1.6.2. Invasive Disease Confined to the Glans Penis: Ta/T1a
  - 1.6.3. Invasive Disease: T1b/T2
    - 1.6.3.1. Confined to Corpus Spongiosum
    - 1.6.3.2. Invasion of Corpus Cavernosum
  - 1.6.4. Invasive Urethral Disease: T3
  - 1.6.5. Invasive Disease of Adjacent Structures: T4
- 1.7. Treatment of Carcinoma of the Penis II: Lymph Nodes
  - 1.7.1. Daseler's Inguinal Anatomical Zones
  - 1.7.2. General Considerations
  - 1.7.3. Risk Stratification for Nodal Involvement in cN0
    - 1.7.3.1. Monitoring
    - 1.7.3.2. Lymph Node Staging
  - 1.7.4. Modified Lymphadenectomy





- 1.7.5. Dynamic Sentinel Lymph Node Biopsy
  - 1.7.5.1. cN1/cN2
  - 1.7.5.2. Radical Inguinal Lymphadenectomy
  - 1.7.5.3. Pelvic Lymphadenectomy
- 1.7.6. cN3
- 1.7.7. Controversies in Ilioinguinal Lymphadenectomy
- 1.8. Penile Cancer Treatment III: Radiotherapy
  - 1.8.1. Indications
    - 1.8.1.1. Ta/T1a
    - 1.8.1.2. T2
  - 1.8.2. Lymph Node Involvement
- 1.9. Penile Cancer Treatment IV: Systemic
  - 1.9.1. Adjuvant Chemotherapy
  - 1.9.2. Neoadjuvant Chemotherapy
  - 1.9.3. Palliative Chemotherapy.
  - 1.9.4. Targeted Therapy
- 1.10. Monitoring
  - 1.10.1. General Aspects
  - 1.10.2. Clinical Guides
  - 1.10.3. Local Recurrence
  - 1.10.4. Regional Recurrence
- 1.11. Quality of Life
- 1.12. Primary Urethral Carcinoma



*A unique, key, and decisive educational experience to boost your professional development”*

05

# Methodology

This program offers students a different way of learning. Our methodology uses a cyclical learning approach: **Relearning**.

This teaching system is used, for example, in the most prestigious medical schools in the world, and major publications such as the **New England Journal of Medicine** have considered it to be one of the most effective.



“

*Discover Relearning, a system that abandons conventional linear learning, to take you through cyclical teaching systems: a way of learning that has proven to be extremely effective, especially in subjects that require memorization”*

## At TECH, we use the Case Method

What should a professional do in a given situation? Throughout the program, students will face multiple simulated clinical cases, based on real patients, in which they will have to do research, establish hypotheses, and ultimately resolve the situation. There is an abundance of scientific evidence on the effectiveness of the method. Specialists learn better, faster, and more sustainably over time.

*With TECH you will experience a way of learning that is shaking the foundations of traditional universities around the world.*



According to Dr. Gérvas, the clinical case is the annotated presentation of a patient, or group of patients, which becomes a “case”, an example or model that illustrates some peculiar clinical component, either because of its teaching power or because of its uniqueness or rarity. It is essential that the case is based on current professional life, trying to recreate the real conditions in the physician’s professional practice.

“

*Did you know that this method was developed in 1912, at Harvard, for law students? The case method consisted of presenting students with real-life, complex situations for them to make decisions and justify their decisions on how to solve them. In 1924, Harvard adopted it as a standard teaching method.*

The effectiveness of the method is justified by four fundamental achievements:

1. Students who follow this method not only achieve the assimilation of concepts, but also a development of their mental capacity, through exercises that assess real situations and the application of knowledge.
2. Learning is solidly translated into practical skills that allow the student to better integrate into the real world.
3. Ideas and concepts are understood more efficiently, given that the example situations are based on real-life.
4. Students like to feel that the effort they put into their studies is worthwhile. This then translates into a greater interest in learning and more time dedicated to working on the course.



## Relearning Methodology

At TECH, we enhance the Harvard case method with the best 100% online teaching methodology available: Relearning.

This university is the first in the world to combine the study of clinical cases with a 100% online learning system based on repetition, combining a minimum of 8 different elements in each lesson, a real revolution with respect to the mere study and analysis of cases.

*Professionals will learn through real cases and by resolving complex situations in simulated learning environments. These simulations are developed using state-of-the-art software to facilitate immersive learning.*





At the forefront of world teaching, the Relearning method has managed to improve the overall satisfaction levels of professionals who complete their studies, with respect to the quality indicators of the best online university (Columbia University).

With this methodology, more than 250,000 physicians have been prepared with unprecedented success in all clinical specialties regardless of surgical load. Our educational methodology is developed in a highly competitive environment, with a university student body with a strong socioeconomic profile and an average age of 43.5 years old.

*Relearning will allow you to learn with less effort and better performance, involving you more in your specialization, developing a critical mindset, defending arguments, and contrasting opinions: a direct equation to success.*

In our program, learning is not a linear process, but rather a spiral (learn, unlearn, forget, and re-learn). Therefore, we combine each of these elements concentrically.

The overall score obtained by TECH's learning system is 8.01, according to the highest international standards.



This program offers the best educational material, prepared with professionals in mind:



#### Study Material

All teaching material is produced by the specialists who teach the course, specifically for the course, so that the teaching content is highly specific and precise.

These contents are then adapted in audiovisual format, to create the TECH online working method. All this, with the latest techniques that offer high-quality pieces in each and every one of the materials that are made available to the student.



#### Surgical Techniques and Procedures on Video

TECH introduces students to the latest techniques, the latest educational advances and to the forefront of current medical techniques. All of this in direct contact with students and explained in detail so as to aid their assimilation and understanding. And best of all, you can watch the videos as many times as you like.



#### Interactive Summaries

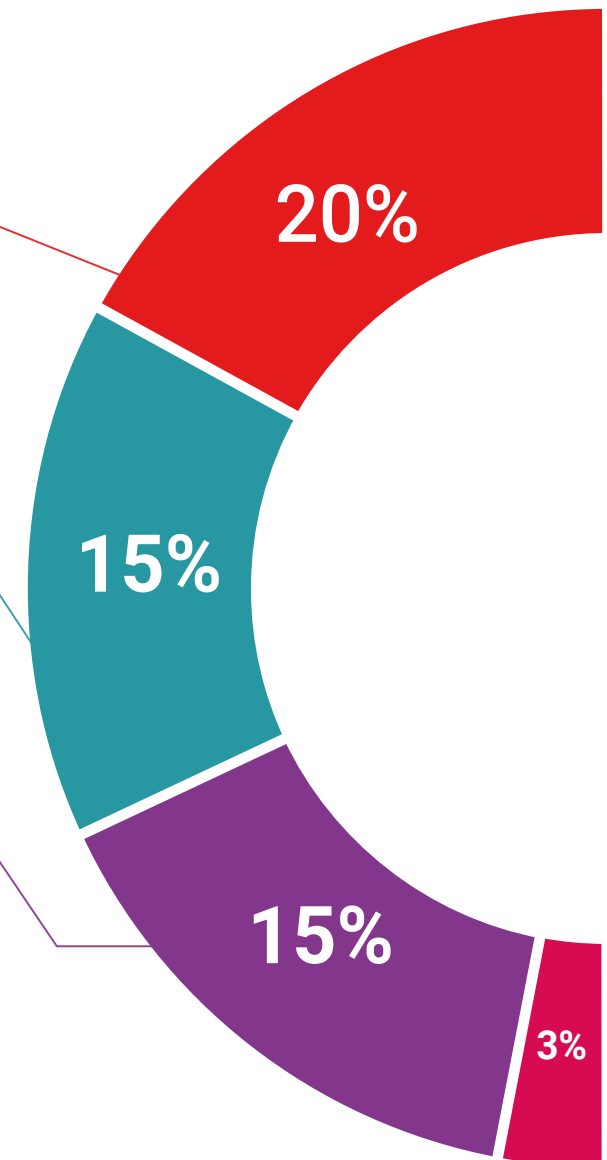
The TECH team presents the contents attractively and dynamically in multimedia lessons that include audio, videos, images, diagrams, and concept maps in order to reinforce knowledge.

This exclusive educational system for presenting multimedia content was awarded by Microsoft as a "European Success Story".



#### Additional Reading

Recent articles, consensus documents and international guidelines, among others. In TECH's virtual library, students will have access to everything they need to complete their course.





#### Expert-Led Case Studies and Case Analysis

Effective learning ought to be contextual. Therefore, TECH presents real cases in which the expert will guide students, focusing on and solving the different situations: a clear and direct way to achieve the highest degree of understanding.



#### Testing & Retesting

We periodically assess and re-assess students' knowledge throughout the program, through assessment and self-assessment activities and exercises, so that they can see how they are achieving their goals.



#### Classes

There is scientific evidence on the usefulness of learning by observing experts. The system known as Learning from an Expert strengthens knowledge and memory, and generates confidence in future difficult decisions.



#### Quick Action Guides

TECH offers the most relevant contents of the course in the form of worksheets or quick action guides. A synthetic, practical and effective way to help students progress in their learning.



# 06 Certificate

The Postgraduate Certificate in Advances in the Diagnosis, Treatment and Monitoring of Penile Cancer guarantees students, in addition to the most rigorous and up-to-date education, access to a Postgraduate Certificate issued by TECH Global University.



“

*Successfully complete this program  
and receive your university qualification  
without having to travel or fill out laborious  
paperwork”*

This program will allow you to obtain your **Postgraduate Certificate in Advances in the Diagnosis, Treatment and Monitoring of Penile Cancer** endorsed by **TECH Global University**, the world's largest online university.

**TECH Global University** is an official European University publicly recognized by the Government of Andorra ([official bulletin](#)). Andorra is part of the European Higher Education Area (EHEA) since 2003. The EHEA is an initiative promoted by the European Union that aims to organize the international training framework and harmonize the higher education systems of the member countries of this space. The project promotes common values, the implementation of collaborative tools and strengthening its quality assurance mechanisms to enhance collaboration and mobility among students, researchers and academics.

This **TECH Global University** title is a European program of continuing education and professional updating that guarantees the acquisition of competencies in its area of knowledge, providing a high curricular value to the student who completes the program.

Title: **Postgraduate Certificate in Advances in the Diagnosis, Treatment and Monitoring of Penile Cancer**

Modality: **online**

Duration: **6 weeks**

Accreditation: **8 ECTS**





## Postgraduate Certificate

Advances in the Diagnosis,  
Treatment and Monitoring  
of Penile Cancer

- » Modality: online
- » Duration: 6 weeks
- » Certificate: TECH Global University
- » Credits: 8 ECTS
- » Schedule: at your own pace
- » Exams: online

# Postgraduate Certificate

## Advances in the Diagnosis, Treatment and Monitoring of Penile Cancer

