

Postgraduate Certificate Adrenal Cortex Tumors





Postgraduate Certificate Adrenal Cortex Tumors

- » Modality: online
- » Duration: 6 weeks
- » Certificate: TECH Technological University
- » Dedication: 16h/week
- » Schedule: at your own pace
- » Exams: online

Website: www.techitute.com/pk/medicine/postgraduate-certificate/adrenal-cortex-tumors

Index

01

Introduction

p. 4

02

Objectives

p. 8

03

Course Management

p. 12

04

Structure and Content

p. 16

05

Methodology

p. 20

06

Certificate

p. 28

01

Introduction

Among the Adrenal Cortex Tumors, Adrenocortical Carcinoma is one of the most aggressive, requiring a specialized and precise approach from physicians to face the Pathology successfully. Being an especially delicate Endocrine Area, this TECH program emphasizes the relevance of Professional Oncologists knowing the different Adrenal Cortex Syndromes and Tumor Pathologies. Thanks to the advanced knowledge acquired, graduates will be able to quickly distinguish themselves in their department with such a specific Oncological Specialty that will surely lead them to a better professional and working future.



“

*You will approach Adrenocortical Tumors
in a much more professional and accurate way,
which will make you a reference in the area”*

Adrenocortical Carcinomas, Adrenal Incidentalomas and other Tumor Complications of the Adrenal Cortex can be a major obstacle for Endocrine Oncologists who have to treat these cases, as they all require a different Approach and Treatments depending on the type of Pathology.

Moreover, since these Tumors can be unusually aggressive, Oncologists must have enough expertise to approach them from the very first moment to minimize the greatest risks for patients.

Thanks to this TECH Postgraduate Certificate in of the Adrenal Cortex Tumors, students will acquire all the necessary knowledge to Diagnose, Treat and Monitor all types of Endocrine Tumor Pathologies, from the most Benign to Malignant ones that can even endanger patients' lives.

The program also offers a competitive advantage for students, as it can be taken completely online and allows them to balance it with other professional or personal activities. Student will be promoting their professional future without leaving aside their own responsibilities.

This **Postgraduate Certificate in Adrenal Cortex Tumors** contains the most complete and up-to-date scientific program on the market. Its most notable features are:

- ◆ Case studies presented by experts in Endocrine Oncologic
- ◆ The graphic, schematic, and eminently practical contents with which they are created, provide scientific and practical information on the disciplines that are essential for professional practice
- ◆ Practical exercises where self-assessment can be used to improve learning
- ◆ Its special emphasis on innovative methodologies
- ◆ Theoretical lessons, questions to the expert, debate forums on controversial topics, and individual reflection assignments
- ◆ Content that is accessible from any fixed or portable device with an Internet connection



*Continue your path toward
Endocrine Oncology excellence
with the knowledge presented
in this Postgraduate Certificate
in Adrenal Cortex Tumors”*

“

Do you want to improve your work methodology? Learn the knowledge of Adrenal Cortex Tumor Pathology that will take you to a new professional level”

Enroll today in this Postgraduate Certificate in Adrenal Cortex Tumors and don't miss out on a unique opportunity to further advance your career.

Join the future of online education and be the one who decides when, where and how to study all the didactic content.

The program's teaching staff includes professionals from the sector who contribute their work experience to this training program, as well as renowned specialists from leading societies and prestigious universities.

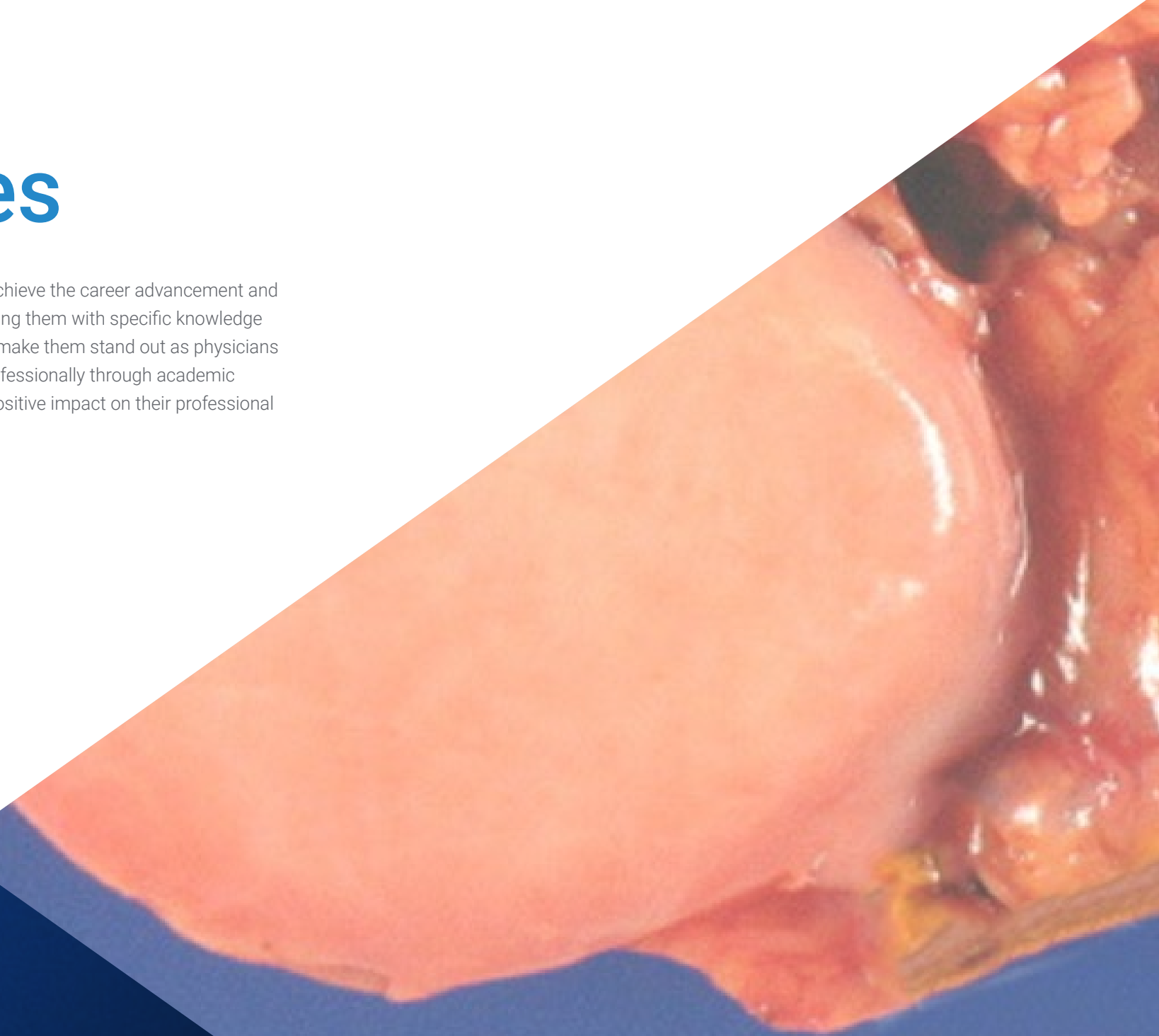
The multimedia content, developed with the latest educational technology, will provide the professional with situated and contextual learning, i.e., a simulated environment that will provide immersive training programmed to train in real situations.

This program is designed around Problem-Based Learning, whereby the professional must try to solve the different professional practice situations that arise during the academic year. For this purpose, the student will be assisted by an innovative interactive video system created by renowned and experienced experts.



02 Objectives

The program objective is to help students achieve the career advancement and professional improvement they seek, providing them with specific knowledge in the area of Endocrine Oncology. This will make them stand out as physicians with an interest in continuing to improve professionally through academic excellence, which will undoubtedly have a positive impact on their professional careers.



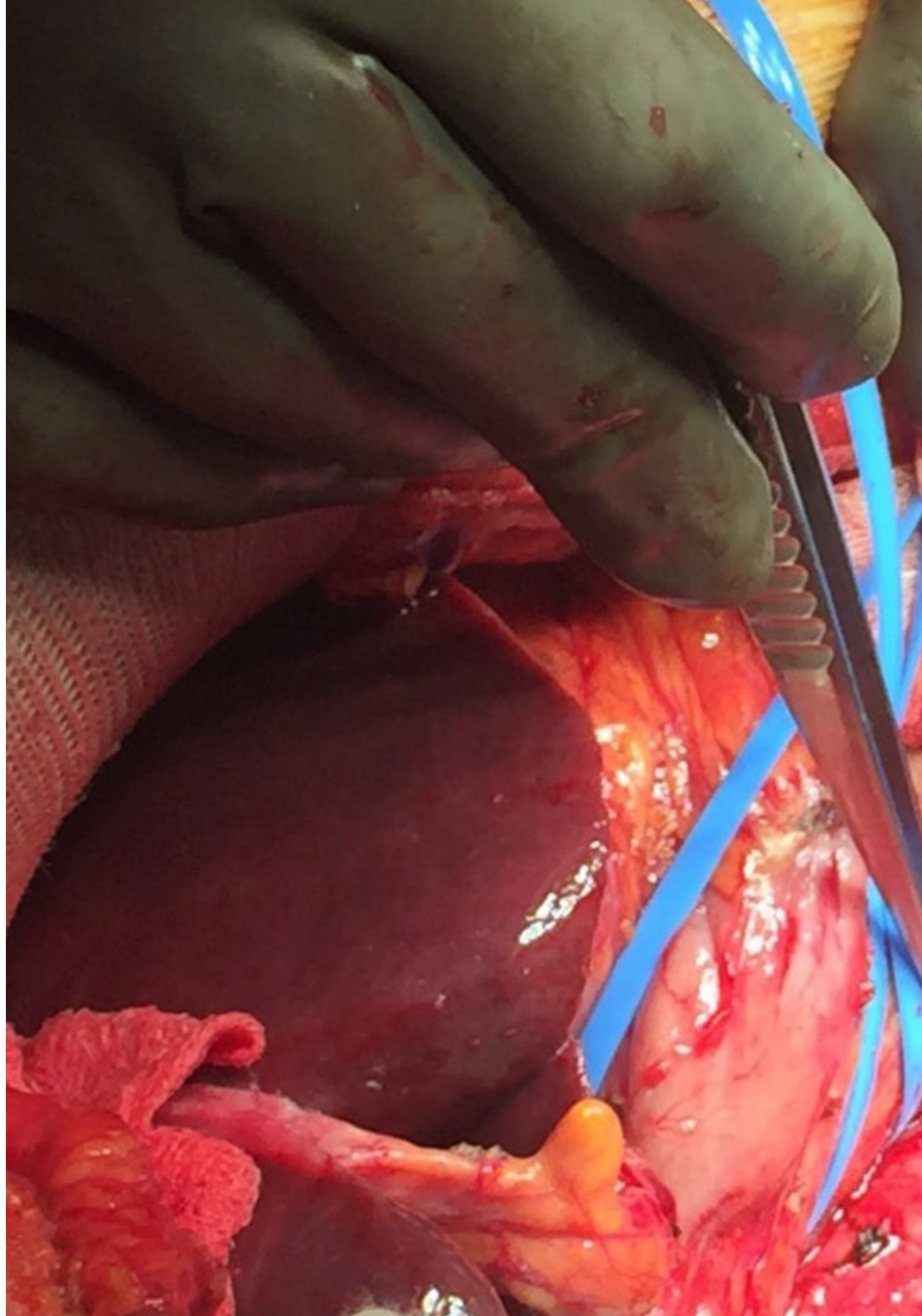
“

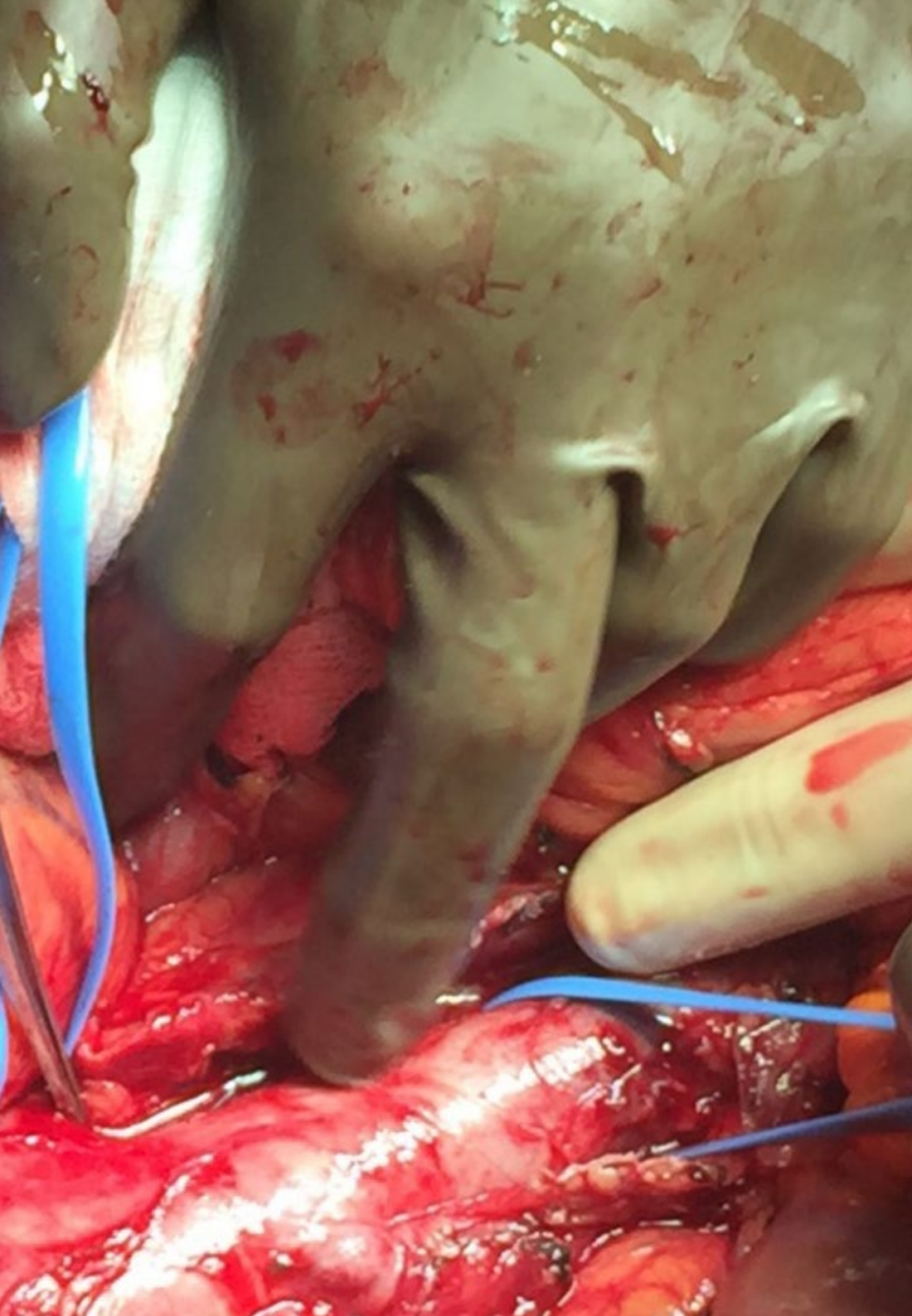
Your professional goal will be much closer than you think after completing this Postgraduate Certificate”



General Objectives

- ◆ Deepen the knowledge, diagnosis and treatment of Endocrine Oncologic Pathology
- ◆ Achieve an update in the most novel aspects in the Diagnosis and Treatment of Endocrine Oncologic Pathology
- ◆ Advance in the Multidisciplinary Approach essential for the Management of Endocrine Oncologic Pathology





Specific Objectives

- ◆ Advance understanding of incidentally discovered adrenal nodule
- ◆ Delve deeper into the diagnosis of ACTH-independent hypercortisolism
- ◆ Delve deeper into the Differential Diagnosis of Primary Hyperaldosteronism due to Adenoma caused by Hyperplasia
- ◆ Delve deeper into the diagnosis, treatment and monitoring of adrenal carcinoma
Multidisciplinary Approach

“

You will improve your career path in no time, implementing changes in the way you work with every step you take in this program”

03

Course Management

Given how important it is for practitioners to obtain adequate training for their professional requirements, TECH has assembled a teaching team with the ability to transmit to students the most expert knowledge in Adrenal Cortex Tumors. Thanks to the experience of the professors in managing their own medical teams, students will acquire adequate transversal competencies in leadership, communication and management.





“

Professionals who have treated all kinds of Adrenal Cortex Tumors will teach you the best way to deal with them, backed by their many years of experience”

Management



Dr. Álvarez Escola, María Cristina

- ♦ Head of the Endocrinology and Nutrition Service at La Paz University Hospital
- ♦ Resident Tutor in the Endocrinology and Nutrition Service at the La Paz University Hospital
- ♦ Coordinator for the Endocrine Tumors Committee at La Paz University Hospital
- ♦ Coordinator for the Pituitary Tumors Committee and the Selar Area at La Paz University Hospital
- ♦ Coordinator for the SENDIMAD Neuroendocrinology Group
- ♦ Member of the National Commission of Endocrinology and Nutrition, Ministry of Health, Spain
- ♦ PhD in Medicine and Surgery from the University of Alcalá de Henares

Co-Direction



Dr. Fernández Martínez, Alberto

- ♦ Assistant Physician Specialist in General Endocrinology at Móstoles University Hospital
- ♦ Attending physician specializing in Endocrinology and Nutrition at La Paz University Hospital
- ♦ Degree in Medicine from the University of Barcelona
- ♦ Postgraduate Specialization in Neuroendocrinology at the Oxford Centre for Diabetes, Endocrinology and Metabolism
- ♦ Endocrinology Team Assistant responsible for educational activities for diabetic patients at the Gran Canaria Diabetic Association
- ♦ Collaborating monitor for health education activities for diabetic patients



Dr. Blanco Carrera, Concepción

- ◆ Endocrinology and Nutrition Resident Tutor at Príncipe de Asturias Hospital
- ◆ Specialist Physician in Endocrinology and Nutrition, Area III Specialized Care
- ◆ Medical Specialist in the Endocrinology Service at Albacete General Hospital
- ◆ PhD in Medicine and Surgery from the Autonomous University of Madrid.
- ◆ Specialist in Endocrinology and Nutrition, MIR training at Puerta de Hierro Hospital
- ◆ Master's Degree in Health Care Unit Clinical Management from Universidad Internacional Menéndez Pelayo

Professors

Dr. Alexandra Hanzu, Felicia

- ◆ Senior Specialist in Endocrinology at Barcelona Clinical Hospital
- ◆ Associate Professor of Medicine at Barcelona University
- ◆ Graduated in Medicine at the University of Medicine and Pharmacy Carol Davila, Bucharest
- ◆ Specialist in Endocrinology at the National Institute for Endocrinology CI Parhon, Bucharest
- ◆ PhD European International Degree from the Faculty of Medicine, University of Barcelona

04

Structure and Content

Since it is such a technical subject within Endocrine Oncology, the contents of this Postgraduate Certificate are focused on students making the most of all the material taught, with abundant audiovisual material that helps to contextualize all the Surgical and Radiotherapy Treatments presented. Thanks to practical learning, students will acquire all the knowledge this program offers much earlier, even being able to improve their work methodology before finishing the course.



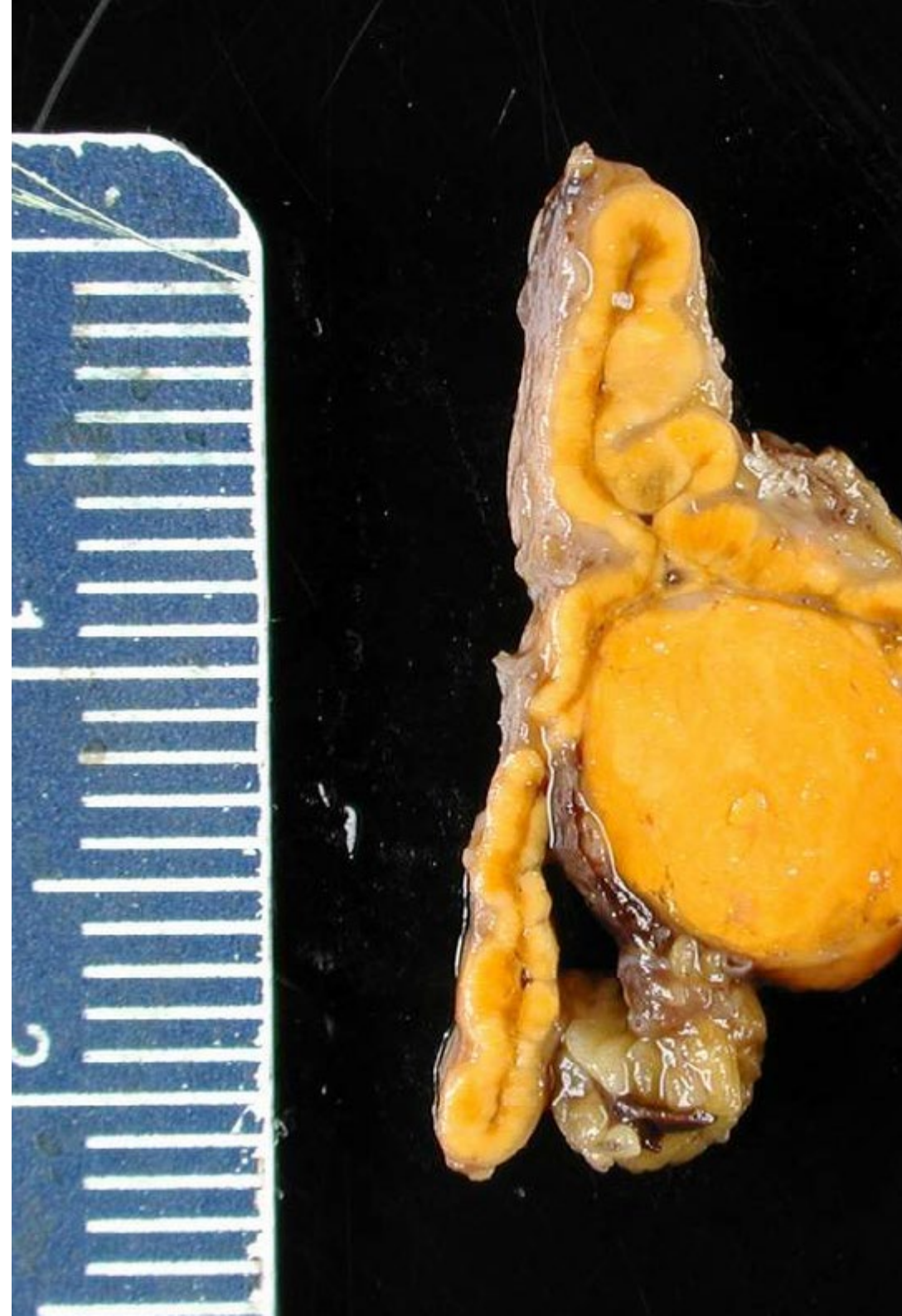


“

You will learn in the best possible way, knowing the exact context in which you have to Diagnose and Apply Surgical or Radiotherapeutic Treatments”

Module 1. Adrenal Cortex Tumors

- 1.1. Adrenal Incidentaloma: Diagnostic Approach
- 1.2. ACTH Independent Cushing's Syndrome Caused by Adrenal Adenoma
- 1.3. Primary Hyperaldosteronism: Cohn's Disease
- 1.4. Adrenocortical Carcinoma (ACC)
 - 1.4.1. Introduction
 - 1.4.2. Medical History and Exploration
- 1.5. ACC: Genetic Aspects Laboratory Data Hormone Secretion
- 1.6. ACC: Imaging Tests Ultrasound CT, MRI, PET-CT
- 1.7. ACC: Pathological Anatomy Staging Prognostic Factors
- 1.8. Surgical Treatment
 - 1.8.1 Surgical Treatment Primary Tumors
 - 1.8.2 Surgery and Other Local Treatments for Advanced Disease
- 1.9. Adjuvant: Radiotherapy: Relapse Treatment
- 1.10. Treating Advanced Stages of the Disease





“

Now is the best time to step up and show that you are that professional that can be trusted for Complex Oncology Cases”

05

Methodology

This academic program offers students a different way of learning. Our methodology uses a cyclical learning approach: **Relearning.**

This teaching system is used, for example, in the most prestigious medical schools in the world, and major publications such as the **New England Journal of Medicine** have considered it to be one of the most effective.



“

Discover Relearning, a system that abandons conventional linear learning, to take you through cyclical teaching systems: a way of learning that has proven to be extremely effective, especially in subjects that require memorization"

At TECH we use the Case Method

What should a professional do in a given situation? Throughout the program, students will face multiple simulated clinical cases, based on real patients, in which they will have to do research, establish hypotheses, and ultimately resolve the situation. There is an abundance of scientific evidence on the effectiveness of the method. Specialists learn better, faster, and more sustainably over time.

With TECH you will experience a way of learning that is shaking the foundations of traditional universities around the world.



According to Dr. Gérvas, the clinical case is the annotated presentation of a patient, or group of patients, which becomes a "case", an example or model that illustrates some peculiar clinical component, either because of its teaching power or because of its uniqueness or rarity. It is essential that the case is based on current professional life, trying to recreate the real conditions in the physician's professional practice.

“

Did you know that this method was developed in 1912, at Harvard, for law students? The case method consisted of presenting students with real-life, complex situations for them to make decisions and justify their decisions on how to solve them. In 1924, Harvard adopted it as a standard teaching method"

The effectiveness of the method is justified by four fundamental achievements:

1. Students who follow this method not only achieve the assimilation of concepts, but also a development of their mental capacity, through exercises that evaluate real situations and the application of knowledge.
2. Learning is solidly translated into practical skills that allow the student to better integrate into the real world.
3. Ideas and concepts are understood more efficiently, given that the example situations are based on real-life.
4. Students like to feel that the effort they put into their studies is worthwhile. This then translates into a greater interest in learning and more time dedicated to working on the course.



Relearning Methodology

At TECH we enhance the Harvard case method with the best 100% online teaching methodology available: Relearning.

This university is the first in the world to combine the study of clinical cases with a 100% online learning system based on repetition, combining a minimum of 8 different elements in each lesson, a real revolution with respect to the mere study and analysis of cases.

Professionals will learn through real cases and by resolving complex situations in simulated learning environments. These simulations are developed using state-of-the-art software to facilitate immersive learning.



At the forefront of world teaching, the Relearning method has managed to improve the overall satisfaction levels of professionals who complete their studies, with respect to the quality indicators of the best online university (Columbia University).

With this methodology, more than 250,000 physicians have been trained with unprecedented success in all clinical specialties regardless of surgical load. Our pedagogical methodology is developed in a highly competitive environment, with a university student body with a strong socioeconomic profile and an average age of 43.5 years old.

Relearning will allow you to learn with less effort and better performance, involving you more in your specialization, developing a critical mindset, defending arguments, and contrasting opinions: a direct equation to success.

In our program, learning is not a linear process, but rather a spiral (learn, unlearn, forget, and re-learn). Therefore, we combine each of these elements concentrically.

The overall score obtained by TECH's learning system is 8.01, according to the highest international standards.



This program offers the best educational material, prepared with professionals in mind:



Study Material

All teaching material is produced by the specialists who teach the course, specifically for the course, so that the teaching content is highly specific and precise.

These contents are then applied to the audiovisual format, to create the TECH online working method. All this, with the latest techniques that offer high quality pieces in each and every one of the materials that are made available to the student.



Surgical Techniques and Procedures on Video

TECH introduces students to the latest techniques, the latest educational advances and to the forefront of current medical techniques. All of this in direct contact with students and explained in detail so as to aid their assimilation and understanding. And best of all, you can watch the videos as many times as you like.



Interactive Summaries

The TECH team presents the contents attractively and dynamically in multimedia lessons that include audio, videos, images, diagrams, and concept maps in order to reinforce knowledge.

This exclusive educational system for presenting multimedia content was awarded by Microsoft as a "European Success Story".



Additional Reading

Recent articles, consensus documents and international guidelines, among others. In TECH's virtual library, students will have access to everything they need to complete their course.





Expert-Led Case Studies and Case Analysis

Effective learning ought to be contextual. Therefore, TECH presents real cases in which the expert will guide students, focusing on and solving the different situations: a clear and direct way to achieve the highest degree of understanding.



Testing & Retesting

We periodically evaluate and re-evaluate students' knowledge throughout the program, through assessment and self-assessment activities and exercises, so that they can see how they are achieving their goals.



Classes

There is scientific evidence on the usefulness of learning by observing experts: The system termed Learning from an Expert strengthens knowledge and recall capacity, and generates confidence in the face of difficult decisions in the future.



Quick Action Guides

TECH offers the most relevant contents of the course in the form of worksheets or quick action guides. A synthetic, practical, and effective way to help students progress in their learning.



06 Certificate

The Postgraduate Certificate in Adrenal Cortex Tumors guarantees, in addition to the most rigorous and up-to-date training, access to a qualification issued by TECH Technological University.



“

*Successfully complete this training program
and receive your diploma without travel
or laborious paperwork”*

This **Postgraduate Certificate in Adrenal Cortex Tumors** contains the most complete and up-to-date scientific program on the market.

After the student has passed the assessments, they will receive their corresponding **Postgraduate Certificate** issued by **TECH Technological University** via tracked delivery*.

The certificate issued by TECH Technological University will reflect the qualification obtained in the Postgraduate Certificate, and it meets the requirements commonly demanded by labor exchanges, competitive examinations, and professional career evaluation committees.

Title: **Postgraduate Certificate in Adrenal Cortex Tumors**

Official Number of Hours: **150 h.**



*Apostille Convention. In the event that the student wishes to have their paper certificate issued with an apostille, TECH EDUCATION will make the necessary arrangements to obtain it, at an additional cost.

future

health

confidence people

education information tutors

guarantee accreditation teaching

institutions technology learning

community commitment

personalized service innovation

knowledge present quality

online training

development languages

virtual classroom

tech technological
university

Postgraduate Certificate Adrenal Cortex Tumors

- › Modality: online
- › Duration: 6 weeks
- › Certificate: TECH Technological University
- › Dedication: 16h/week
- › Schedule: at your own pace
- › Exams: online

Postgraduate Certificate Adrenal Cortex Tumors

