

Postgraduate Certificate

Acquired Brain Injury Evaluation for Rehabilitation Physicians





Postgraduate Certificate Acquired Brain Injury Evaluation for Rehabilitation Physicians

- » Modality: online
- » Duration: 6 weeks
- » Certificate: TECH Global University
- » Credits: 4 ECTS
- » Schedule: at your own pace
- » Exams: online

Website: <https://www.techtitute.com/us/medicine/postgraduate-certificate/acquired-brain-injury-evaluation-rehabilitation-physicians>

Index

01

Introduction

p. 4

02

Objectives

p. 8

03

Course Management

p. 12

04

Structure and Content

p. 16

05

Methodology

p. 20

06

Certificate

p. 28

01

Introduction

The assessment of Acquired Brain Injury is a step of extraordinary relevance in the work of the Rehabilitation Physician. Its development requires a permanent and constant increase in competencies on the part of the professional who faces new and more complex challenges every day. The increase in the incidence of Acquired Brain Injury (ABI), especially stroke, and stroke survival, make neurorehabilitation, and therefore physiotherapy, an indispensable element.



A stylized, glowing blue human figure is positioned on the left side of the page, extending from the top left towards the bottom left. The figure is composed of bright blue lines and gradients, giving it a futuristic or digital appearance. It is set against a dark blue background that transitions into a lighter blue and white area on the right.

“

Improve your knowledge in Acquired Brain Injury Evaluation for Rehabilitation Physicians through this program, where you will find the best didactic material with real clinical cases. Learn here about the latest advances in the specialty to be able to perform a quality medical practice"

Stroke is currently the leading cause of disability. This, coupled with the public's awareness of the need for specialized professionals, is leading to an increase in the demand for physiotherapists who are able to understand how the nervous system works after an injury and how to get the most out of it to minimize the after-effects of the injury.

In addition, we are living in an era of great advances in the field of Neuroscience, as well as Physiotherapy as a science, which forces us to have to update our knowledge both about the functioning of the nervous system, as well as how to evaluate and therapeutically approach a person with ACD, since each injury is different and will manifest itself in a different way in each patient.

This program is intended to be a compendium of the most up-to-date evidence and scientific knowledge about the nervous system and its rehabilitation when it is injured in a traumatic way. As a result, it is a Program capable of specializing the rehabilitation physician who has never dealt with people with ABI and, nevertheless, is interested in having his or her professional future related to this type of patient.

Likewise, the professional who is already a Rehabilitation Physician, whether or not dealing with ACD, will find a space to update their knowledge and become highly specialized in this group of patients.

On the other hand, by understanding so much information about Neuroscience and functionality, it can be a useful tool for the Rehabilitation Physician who needs to know the ins and outs of the nervous system to better understand and address the injury or therapeutic need in a general way.

This **Postgraduate Certificate in Acquired Brain Injury Evaluation for Rehabilitation Physicians** contains the most complete and up-to-date scientific program on the market. The most important features of the program include:

- Development of case studies presented by experts in Acquired Brain Injury Evaluation for Rehabilitation Physicians
- The graphic, schematic, and practical contents with which they are created provide scientific and practical information on the disciplines that are essential for professional practice
- New developments on Acquired Brain Injury Evaluation for Rehabilitation Physicians
- It contains practical exercises where the self-evaluation process can be carried out to improve learning
- With special emphasis on innovative methodologies in Acquired Brain Injury Evaluation for Rehabilitation Physicians
- All of this will be complemented by theoretical lessons, questions to the expert, debate forums on controversial topics, and individual reflection assignments
- Content that is accessible from any fixed or portable device with an Internet connection



Up to date knowledge through the Postgraduate Certificate in Acquired Brain Injury Evaluation for Rehabilitation Physicians"

“

This program is the best investment you can make for two reasons: in addition to updating your knowledge in Acquired Brain Injury Evaluation for Rehabilitation Physicians, you will obtain a Postgraduate Certificate from TECH Global University"

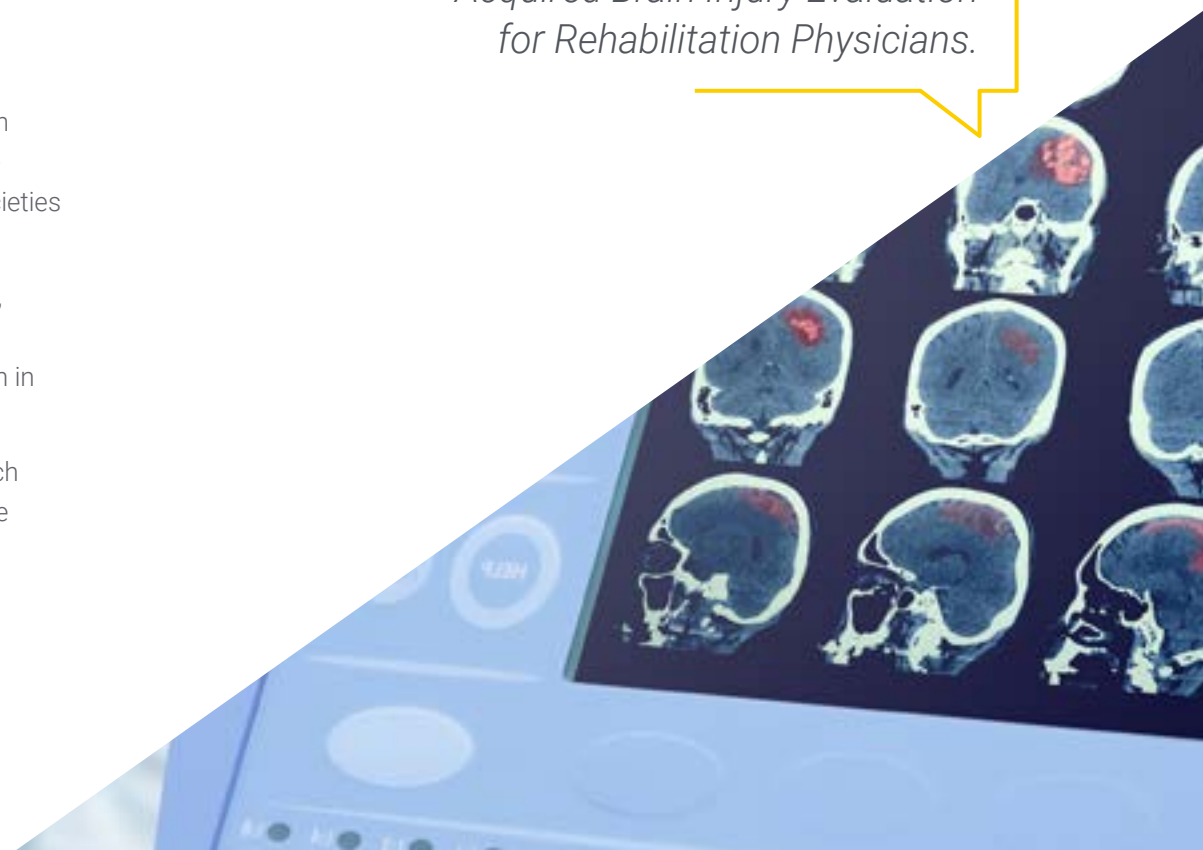
It includes in its teaching staff professionals belonging to the field of Acquired Brain Injury Evaluation for Rehabilitation Physicians, who contribute to this education the experience of their work, as well as leading specialists belonging to prestigious societies and universities.

Thanks to its multimedia content developed with the latest educational technology, they will allow the professional a situated and contextual learning, that is to say, a simulated environment that will provide an immersive learning programmed to train in real situations.

The design of this program is based on Problem-Based Learning, by means of which the student must try to solve the different professional practice situations that arise throughout the program. To do so, the student will be assisted by an innovative interactive video system created by recognized experts in the field of Acquired Brain Injury Evaluation for Rehabilitation Physicians with extensive teaching experience.

Increase your decision-making confidence by updating your knowledge through this Postgraduate Certificate.

Take the opportunity to learn about the latest advances in Acquired Brain Injury Evaluation for Rehabilitation Physicians.



02 Objectives

The Postgraduate Certificate in Acquired Brain Injury Evaluation for Rehabilitation Physicians is designed to facilitate the performance of Rehabilitation Physicians in their daily practice.





“

Our goal is yours: to provide you with the best online update program in this area of the teaching market. One-of-a-kind education that will propel you to the forefront of your industry"



General Objectives

- Learn to locate the different anatomical structures of the region
- Identify the pathologies for a correct treatment of ultrasound-guided rehabilitation medicine
- Define the limits of ultrasound
- Learning the use of ultrasound in the context of the competences of the Rehabilitation Physician





Specific Objectives

- Interpret the radiological findings in a CAT scan
- Interpret the radiological findings in MRI
- Learn examination techniques for the differential diagnosis of the different neurological signs and symptoms
- Know the pathological reflexes and identify them
- Conduct a review of assessment scales and tests
- Learn to write physiotherapy reports
- Learn to interpret medical reports or reports from other specialists in order to extract the relevant information

*Update your knowledge through this
Postgraduate Program in Acquired Brain
Injury Evaluation for Rehabilitation Physicians.*



03

Course Management

For our course to be of the highest quality, we are proud to work with a teaching staff of the highest level, chosen for their proven track record. Professionals from different areas and fields of expertise that make up a complete, multidisciplinary team. A unique opportunity to learn from the best.





“

An impressive teaching staff, made up of professionals from different areas of expertise, will be your teachers during your training: a unique opportunity not to be missed”

Management



Ms. De Andrés Garrido, Berta

- ♦ Neurophysiotherapist at the Neurological Rehabilitation Center in Neurointegra
- ♦ Diploma in Physiotherapy
- ♦ Master's Degree in Neurological Physiotherapy of Adults and Children
- ♦ Master's Degree in Neurological Physiotherapy

Professors

Mr. Mariño Estelrich, Ignacio

- ♦ Physiotherapist in Sant Joan de Deú de Martorell Hospital (Barcelona)
- ♦ Degree in Physiotherapy
- ♦ Master's Degree in Neurophysiotherapy
- ♦ Master's Degree in Management, Administration and Entrepreneurship of Health Care Centers and Social Services

Ms. Bacardit Riu, Laura

- ♦ Physiotherapist. MIT
- ♦ Diploma in Physiotherapy
- ♦ Master's Degree in Neurorehabilitation in the Guttmann Institute (UAB)
- ♦ Specialist in Neurosciences, Aquatic Therapy and Therapeutic Exercise

Ms. Ferreiro Pardo, Tatiana

- ♦ Physiotherapist in the Teresa Herrera Mother and Child Hospital in A Coruña
- ♦ Degree in Physiotherapy
- ♦ Master's Degree in Neuroscience with a major in Medical Neurobiology
- ♦ Specialist in the evaluation and treatment of adult neurological patients
- ♦ Specialist in the treatment and evaluation of pediatric patients with neurological alterations and collaboration with the virtual reality development programs for physical rehabilitation



Dr. Lerma Lara, Sergio

- ◆ Professor and Researcher at La Salle University Center
- ◆ Dean of the Faculty of Health Sciences. La Salle Higher Center for University Studies. UAM
- ◆ Researcher in the Biomedical Research Foundation of the Niño Jesús Children's University Hospital
- ◆ Diploma in Physiotherapy
- ◆ PhD in Physiotherapy

Mr. Díez, Óscar

- ◆ Clinical Manager in Neurem Functional Recovery SCP
- ◆ Physiotherapist

Mr. Ignacio Lafuente, Ignacio

- ◆ Self-Employed Physiotherapist

Dr. Vázquez Sánchez, Fernando

- ◆ Neurologist. Burgos University Hospital

Mr. Entrena, Álvaro

- ◆ Uner Rehabilitation Clinic
- ◆ Physiotherapist

Ms. Moral Saiz, Beatriz

- ◆ La Salle Functional Rehabilitation Institute
- ◆ Physiotherapist. MSc

Ms. Piñel Cabas, Inmaculada

- ◆ Occupational Neurotherapist
- ◆ Neurointegra

Ms. Campos, Julia

- ◆ Neurophysiotherapist in Neurodem Clinic

International Guest Director

Dr. David Lin is an internationally renowned neurologist, specializing in Intensive Care and Neurorehabilitation. As such, his clinical practice focuses on the treatment of patients with acute neurological injuries, including Stroke, Cerebral Hemorrhage, Head Trauma and Spinal Cord Injury, providing a comprehensive approach to the recovery of these patients in the Neurosciences Intensive Care Unit at Massachusetts General Hospital, USA, where he has held a senior position as Director of the Neurorehabilitation Clinic.

In the field of research, he has served as Director of the Translational Recovery Laboratory, where he has employed advanced techniques such as Quantitative Movement Analysis, Neuroimaging and Brain Stimulation to understand and improve motor recovery after a stroke. In fact, his work has been oriented towards the clinical application of these discoveries, seeking to transform Neurological Rehabilitation through a deeper understanding of the brain mechanisms involved.

In addition, David Lin, M.D., has been recognized for his clinical innovations, including the development of the Outpatient Stroke Motor Recovery Program and a follow-up program for patients with post-Covid-19 neurological complications. He has also established an interdisciplinary outpatient program, which integrates various health professionals to provide comprehensive care for patients with acute neurological diseases.

Likewise, his work has been highlighted in international conferences, such as the International Spring School of BCI and Neurotechnology, in Austria, where he has shared his knowledge on the clinical relevance of brain-computer interfaces for stroke rehabilitation. At the same time, he has continued to advance in the field of Neurorehabilitation, with innovative projects such as the design of next generation neurotechnologies, including an Orthotic Arm System based on brain-computer interfaces, in collaboration with the Laboratory of Restorative Neurotechnology (BrainGate).



Dr. David, Lin

- Director of the Neurological Recovery Clinic at Massachusetts General Hospital, USA
 - Director of the Translational Recovery Laboratory at Massachusetts General Hospital
 - Principal Investigator at Providence Veterans Affairs Medical Center, Providence, VA
 - Fellow in Neurocritical Care at Massachusetts General Hospital and Brigham and Women's Hospital
 - Neurorecovery Fellow at Massachusetts General Hospital and Spaulding Rehabilitation Hospital
 - Fellow in Neurology at Massachusetts General Hospital and Brigham and Women's Hospital
 - M.D. Harvard University
 - B.S. in Mathematics and Computer Science from Stanford University
- Member of: American Academy of Neurology, Society for Neuroscience, American Heart Association, American Society of Neurorehabilitatio



Thanks to TECH, you will be able to learn with the best professionals in the world"

04

Structure and Content

The structure of the contents has been designed by a team of professionals from the best educational centers, universities, and companies in the national territory, aware of the relevance of current specialization in order to intervene in the training and support of students, and committed to quality teaching through New Educational Technologies.





“

A complete syllabus that will lead you to acquire the essential knowledge in this complex area of professional development”

Module 1. Assessment of a Patient with ABI

- 1.1. Medical History
- 1.2. Neuroimaging
 - 1.2.1. Structural
 - 1.2.2. Functional Criteria
- 1.3. Neurological Examination
 - 1.3.1. Cranial Nerves
 - 1.3.2. Pathological Reflexes
 - 1.3.3. Muscular
 - 1.3.3.1. Osteotendinous Reflexes
 - 1.3.3.2. Tone
 - 1.3.3.3. Strength
 - 1.3.4. Sensitivity.
 - 1.3.4.1. Sensitivity.
 - 1.3.4.2. Gnosias
 - 1.3.5. Coordination
 - 1.3.6. Balance
 - 1.3.7. March
 - 1.3.8. Manipulation
- 1.4. Neurological Assessment Scales
- 1.5. Writing the Report
 - 1.5.1. Writing a Physiotherapy Report
 - 1.5.2. Interpretation of Medical Information





“

A unique, key, and decisive training experience to boost your professional development”

05

Methodology

This academic program offers students a different way of learning. Our methodology uses a cyclical learning approach: **Relearning**.

This teaching system is used, for example, in the most prestigious medical schools in the world, and major publications such as the **New England Journal of Medicine** have considered it to be one of the most effective.





“

Discover Relearning, a system that abandons conventional linear learning, to take you through cyclical teaching systems: a way of learning that has proven to be extremely effective, especially in subjects that require memorization"

At TECH we use the Case Method

What should a professional do in a given situation? Throughout the program, students will face multiple simulated clinical cases, based on real patients, in which they will have to do research, establish hypotheses, and ultimately resolve the situation. There is an abundance of scientific evidence on the effectiveness of the method. Specialists learn better, faster, and more sustainably over time.

With TECH you will experience a way of learning that is shaking the foundations of traditional universities around the world.



According to Dr. Gérvas, the clinical case is the annotated presentation of a patient, or group of patients, which becomes a "case", an example or model that illustrates some peculiar clinical component, either because of its teaching power or because of its uniqueness or rarity. It is essential that the case is based on current professional life, trying to recreate the real conditions in the physician's professional practice.

“

Did you know that this method was developed in 1912, at Harvard, for law students? The case method consisted of presenting students with real-life, complex situations for them to make decisions and justify their decisions on how to solve them. In 1924, Harvard adopted it as a standard teaching method”

The effectiveness of the method is justified by four fundamental achievements:

1. Students who follow this method not only achieve the assimilation of concepts, but also a development of their mental capacity, through exercises that evaluate real situations and the application of knowledge.
2. Learning is solidly translated into practical skills that allow the student to better integrate into the real world.
3. Ideas and concepts are understood more efficiently, given that the example situations are based on real-life.
4. Students like to feel that the effort they put into their studies is worthwhile. This then translates into a greater interest in learning and more time dedicated to working on the course.



Relearning Methodology

At TECH we enhance the case method with the best 100% online teaching methodology available: Relearning.

This university is the first in the world to combine the study of clinical cases with a 100% online learning system based on repetition, combining a minimum of 8 different elements in each lesson, a real revolution with respect to the mere study and analysis of cases.

Professionals will learn through real cases and by resolving complex situations in simulated learning environments. These simulations are developed using state-of-the-art software to facilitate immersive learning.



At the forefront of world teaching, the Relearning method has managed to improve the overall satisfaction levels of professionals who complete their studies, with respect to the quality indicators of the best online university (Columbia University).

With this methodology, more than 250,000 physicians have been trained with unprecedented success in all clinical specialties regardless of surgical load. Our pedagogical methodology is developed in a highly competitive environment, with a university student body with a strong socioeconomic profile and an average age of 43.5 years old.

Relearning will allow you to learn with less effort and better performance, involving you more in your specialization, developing a critical mindset, defending arguments, and contrasting opinions: a direct equation to success.

In our program, learning is not a linear process, but rather a spiral (learn, unlearn, forget, and re-learn). Therefore, we combine each of these elements concentrically.

The overall score obtained by TECH's learning system is 8.01, according to the highest international standards.



This program offers the best educational material, prepared with professionals in mind:



Study Material

All teaching material is produced by the specialists who teach the course, specifically for the course, so that the teaching content is highly specific and precise.

These contents are then applied to the audiovisual format, to create the TECH online working method. All this, with the latest techniques that offer high quality pieces in each and every one of the materials that are made available to the student.



Surgical Techniques and Procedures on Video

TECH introduces students to the latest techniques, the latest educational advances and to the forefront of current medical techniques. All of this in direct contact with students and explained in detail so as to aid their assimilation and understanding. And best of all, you can watch the videos as many times as you like.



Interactive Summaries

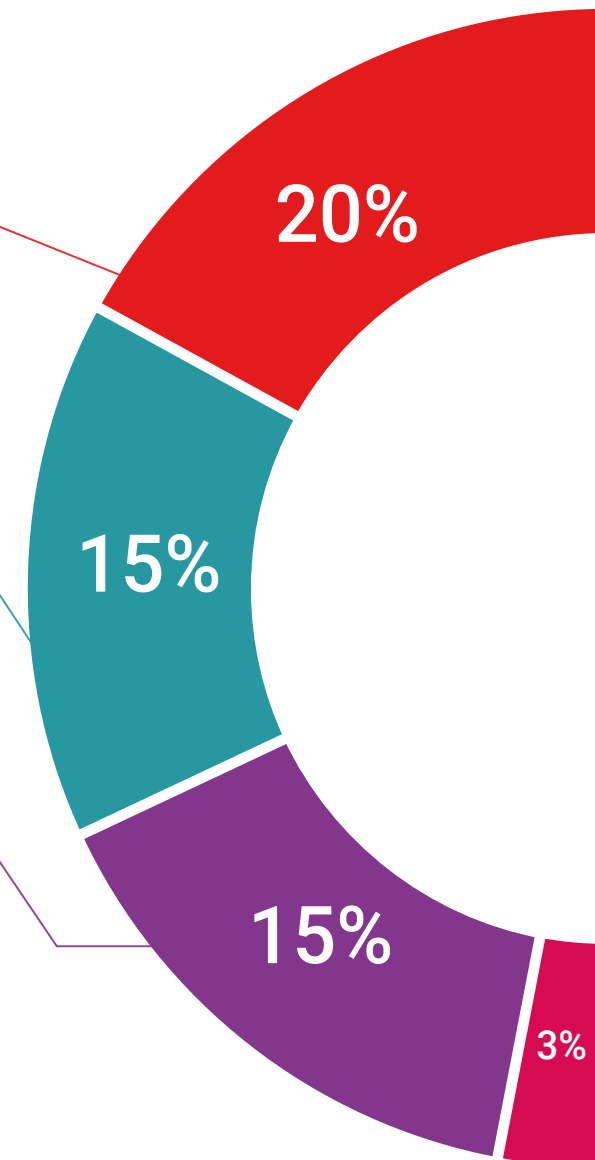
The TECH team presents the contents attractively and dynamically in multimedia lessons that include audio, videos, images, diagrams, and concept maps in order to reinforce knowledge.

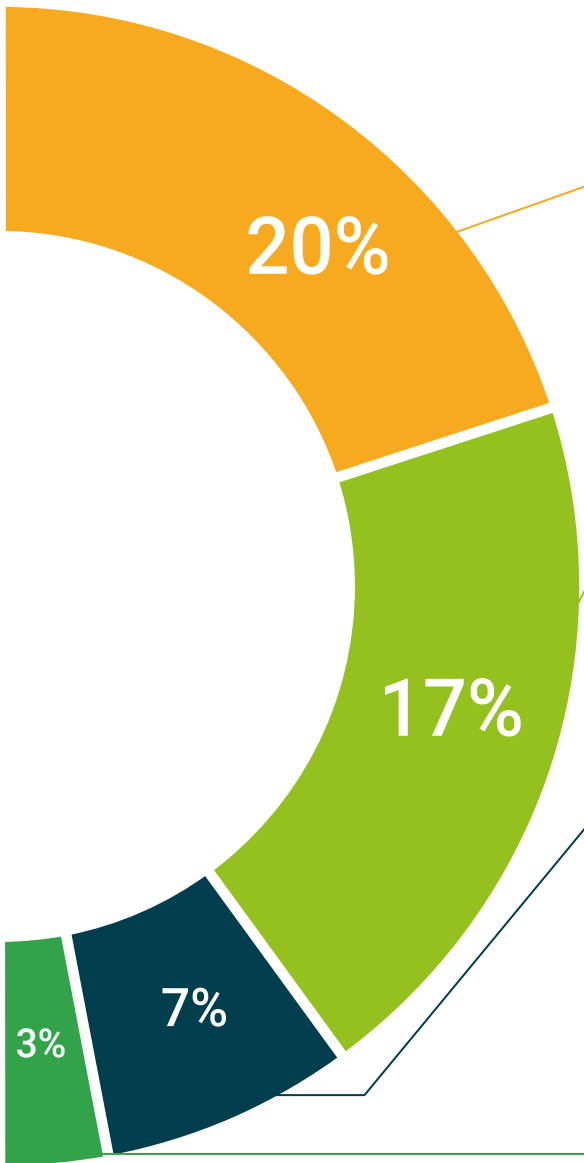
This exclusive educational system for presenting multimedia content was awarded by Microsoft as a "European Success Story".



Additional Reading

Recent articles, consensus documents and international guidelines, among others. In TECH's virtual library, students will have access to everything they need to complete their course.





Expert-Led Case Studies and Case Analysis

Effective learning ought to be contextual. Therefore, TECH presents real cases in which the expert will guide students, focusing on and solving the different situations: a clear and direct way to achieve the highest degree of understanding.



Testing & Retesting

We periodically evaluate and re-evaluate students' knowledge throughout the program, through assessment and self-assessment activities and exercises, so that they can see how they are achieving their goals.



Classes

There is scientific evidence on the usefulness of learning by observing experts. The system known as Learning from an Expert strengthens knowledge and memory, and generates confidence in future difficult decisions.



Quick Action Guides

TECH offers the most relevant contents of the course in the form of worksheets or quick action guides. A synthetic, practical, and effective way to help students progress in their learning.



06

Certificate

The Postgraduate Certificate in Acquired Brain Injury Evaluation for Rehabilitation Physicians guarantees students, in addition to the most rigorous and up-to-date education, access to a Postgraduate Certificate issued by TECH Global University.



“

Add to your CV a Postgraduate Certificate in Acquired Brain Injury Evaluation for Rehabilitation Physicians and become a competitive professional"

This program will allow you to obtain your **Postgraduate Certificate in Acquired Brain Injury Evaluation for Rehabilitation Physicians** endorsed by **TECH Global University**, the world's largest online university.

TECH Global University is an official European University publicly recognized by the Government of Andorra ([official bulletin](#)). Andorra is part of the European Higher Education Area (EHEA) since 2003. The EHEA is an initiative promoted by the European Union that aims to organize the international training framework and harmonize the higher education systems of the member countries of this space. The project promotes common values, the implementation of collaborative tools and strengthening its quality assurance mechanisms to enhance collaboration and mobility among students, researchers and academics.

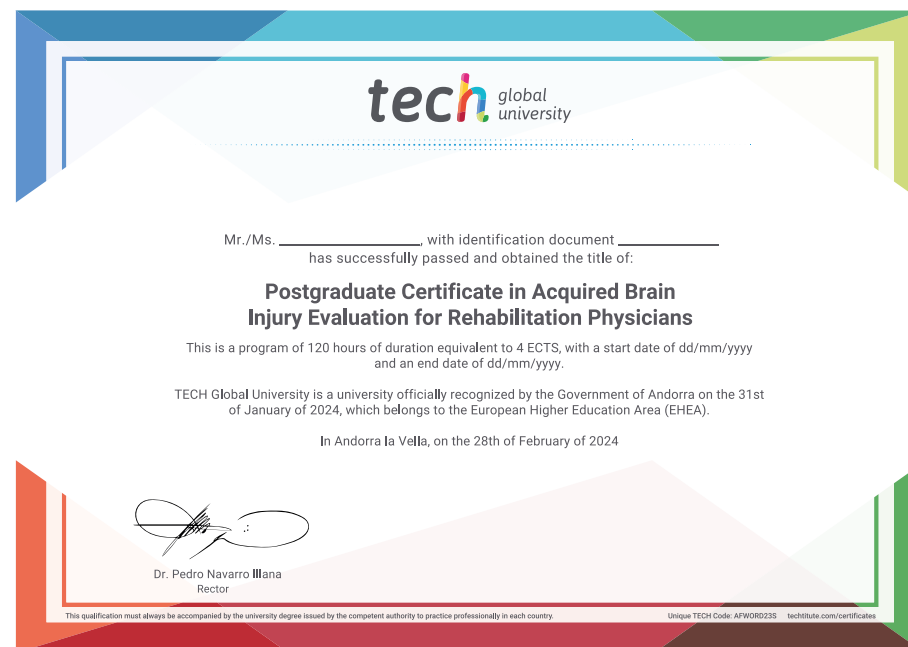
This **TECH Global University** title is a European program of continuing education and professional updating that guarantees the acquisition of competencies in its area of knowledge, providing a high curricular value to the student who completes the program.

Title: **Postgraduate Certificate in Acquired Brain Injury Evaluation for Rehabilitation Physicians**

Modality: **online**

Duration: **6 weeks**

Accreditation: **4 ECTS**



*Apostille Convention. In the event that the student wishes to have their paper diploma issued with an apostille, TECH Global University will make the necessary arrangements to obtain it, at an additional cost.

future

health

confidence people

education information tutors

guarantee accreditation teaching

institutions technology learning

community commitment

personalized service innovation

knowledge present quality

development languages

virtual classroom

tech global
university

Postgraduate Certificate
Acquired Brain Injury Evaluation
for Rehabilitation Physicians

- › Modality: online
- › Duration: 6 weeks
- › Certificate: TECH Global University
- › Credits: 4 ECTS
- › Schedule: at your own pace
- › Exams: online

Postgraduate Certificate

Acquired Brain Injury Evaluation for Rehabilitation Physicians

