

Postgraduate Certificate Abdominal Surgery



Postgraduate Certificate Abdominal Surgery

- » Modality: online
- » Duration: 6 weeks
- » Certificate: TECH Technological University
- » Dedication: 16h/week
- » Schedule: at your own pace
- » Exams: online

Website: www.techtitute.com/us/medicine/postgraduate-certificate/abdominal-surgery

Index

01

Introduction

p. 4

02

Objectives

p. 8

03

Course Management

p. 12

04

Structure and Content

p. 18

05

Methodology

p. 22

06

Certificate

p. 30

01

Introduction

Advances in diagnostic techniques are opening up many possibilities in the approach to oncological processes and serious pathologies of the abdominal cavity. This evolution of medicine requires constant updating of the specialist so that he can provide the best care to the patient and improve his prognosis. This Postgraduate Certificate is designed to facilitate your update in a practical way, through the latest educational technology.



“

The new scenarios in surgery push us to propose new specialization programs that fit the real needs of experienced professionals, so that they can incorporate the advances in the practice of Abdominal Surgery”

Abdominal Surgery frequently involves the surgical treatment of inguino-crural hernias, eventrations and the open abdominal technique, a technique that can be used in damage control surgery after severe abdominal trauma, in secondary peritonitis, in the treatment or prevention of abdominal compartment syndrome and when repeated laparotomies are required to check intestinal viability.

Inguinal hernia surgery is undoubtedly one of the most frequently performed surgeries in our environment and involves the knowledge of a wide variety of surgical maneuvers, incision and dissection of various structures, localization of certain points and, finally, the learning of numerous repair techniques, so a good specialization in this field is essential.

The purpose of this Postgraduate Certificate in Abdominal Surgery and the team of experts who have developed it, is to provide their professional colleagues the opportunity to be up-to-date with the latest surgical techniques by putting the latest educational technology at the service of training, and allowing the exchange of knowledge and experience, maintain and update the level of preparation of its members, create protocols for action and disseminate the most important developments in the field of Abdominal Surgery.

This Postgraduate Certificate in Abdominal Surgery is designed to review the current status of surgery of the organs of the abdominal cavity, in order to provide the specialist with the possibility of being up-to-date in the latest surgical techniques, and allowing the exchange of knowledge and experience, create protocols for action and disseminate the most important developments in the surgical field.

This **Postgraduate Certificate in Abdominal Surgery** contains the most complete and up-to-date scientific program on the market. The most outstanding features of the Postgraduate Certificate are:

- ◆ Contains clinical cases presented by experts. Its graphic, schematic and eminently practical contents, with which they are conceived, provide a scientific and assistance incapacitation on those medical disciplines that are essential for professional practice.
- ◆ Diagnostic-therapeutic developments on the care of the patient with Abdominal Pathology, who is susceptible to surgical intervention.
- ◆ Presentation of practical workshops on procedures in the surgical approach to the abdominal area.
- ◆ Video lessons on the different pathologies and their approach.
- ◆ Algorithm-based interactive learning system for decision-making in the presented clinical situations.
- ◆ Theoretical lessons, questions to the expert, debate forums on controversial topics, and individual reflection assignments.
- ◆ Content that is accessible from any fixed or portable device with an Internet connection.



Scientific evidence increases the quality of surgical practice. Keeping up-to-date is key to providing better care for the patient with Abdominal pathology”.

“

This Postgraduate Certificate may be the best investment you can make in the selection of a refresher program for two reasons: in addition to updating your knowledge in Abdominal Surgery, you will obtain a Postgraduate Certificate issued by TECH Technological University”.

Its teaching staff includes leading specialists in surgery, who bring to this training the experience of their work, in addition to other specialists belonging to prestigious scientific societies.

The multimedia content developed with the latest educational technology will provide the professional with situated and contextual learning, i.e., a simulated environment that will provide immersive training program to train in real situations.

The design of this program is based on Problem-Based Learning, by means of which the physician must try to solve the different professional practice situations that arise throughout the Postgraduate Certificate. This will be done with the help of an innovative interactive video system developed by renowned experts in Abdominal Surgery, with extensive teaching experience.

The Postgraduate Certificate allows training in simulated environments, which provide immersive learning programmed to train for real situations.

Don't miss the opportunity to update your knowledge in Abdominal Surgery.



02 Objectives

This program is oriented towards a review of the main aspects of the approach to Abdominal Surgery, based on scientific evidence and the experience of renowned professionals in the surgical field.





“

This refresher program will generate a sense of security in the performance of surgical praxis, which will help you grow personally and professionally”.



General Objective

- Update the surgeon's knowledge in the most frequent procedures and techniques of the usual practice in Abdominal Surgery, providing answers to the common day-to-day questions of the professional.





Specific Objectives

Module 1.

- ♦ Address the surgical management of open abdomen and evisceration.
- ♦ Explain the surgical process in the treatment of eventrations.
- ♦ Describe the surgical treatment of inguinal hernias.

Module 2.

- ♦ Describe innovations in general and digestive system surgery: in surgical learning, in surgical devices, in NOTES surgery, and in Cell Therapy and Surgery.
- ♦ Point out the role of the Technologies of Incapacitation and Communication applied to surgery.
- ♦ Explain the indications and importance of robotic surgery.
- ♦ Address the features of financing, protection, and transfer of innovation in surgery.

Take this opportunity and take the step to get up-to-date on the most important aspects of Abdominal Surgery.

03

Course Management

The program includes in its teaching staff surgeons of reference in the care of patients with abdominal etiology pathology, who pour into this specialization the experience of their work. Additionally, other recognized specialists participate in its design and preparation, which means that the program is developed in an interdisciplinary manner.





“

Learn from leading professionals the latest advances in surgical procedures for Abdominal pathology”.

Management



Dr. Díaz Domínguez, Joaquín

In Memoriam

"Dr. Joaquín Díaz Domínguez was at the head of this program in its numerous editions, leading the teaching team, collaborating intensively, and going out of his way to continue spreading his knowledge of medicine and surgery to everyone that has had the opportunity to participate in this program.

From Tech University we want to pay a heartfelt tribute full of affection and gratitude for his dedication and commitment during these years, always lending himself to others and sharing his experience unconditionally, to contribute to continue saving lives and caring for people who have needed it most.

Thank you very much, Joaquín."



Dr. Pascual Migueláñez, Isabel

- Degree in Medicine from the Autonomous University Madrid
- Doctorate from the Autonomous University of Madrid with the thesis "Use of sutures coated with stem cells (biosutures) in colic anastomoses. An experimental study in rats" with the qualification "Outstanding cum laude".
- Resident Doctor from the MIR program in General and Digestive System Surgery at La Paz University Hospital. Madrid
- Specialist in General and Digestive System Surgery at the Infanta Sofía University Hospital, San Sebastián de los Reyes, Madrid. Hepatobiliopancreatic Surgery Unit
- Specialist in General and Digestive System Surgery at La Paz University Hospital, Madrid. Colorectal Surgery Unit

Management



Dr. Álvarez Gallego, Mario

- Degree in Medicine and Surgery from the University of Alcalá de Henares
- Diploma of Advanced Studies (DAS): "Use of mesenchymal stem cells in the prevention of intra-abdominal adhesion formation" Autonomous University of Madrid. Surgery Department. Grade. Outstanding, Cum Laude
- Residency in General and Digestive System Surgery at La Paz University Hospital, Madrid.
- Specialist in General and Digestive System Surgery, Colorectal Surgery Unit, Infanta Sofia Hospital.
- Specialist in General and Digestive System Surgery at the Infanta Cristina Hospital, Parla, Madrid.
- Specialist in General and Digestive System Surgery, Colorectal Surgery Unit, La Paz Hospital, Madrid.
- Rotations: General and Digestive System Surgery Service, Son Llátzer Hospital, Palma de Mallorca; Abdominal Organ Transplant Unit, 12 de Octubre Hospital, Madrid; Polytraumatized Patient Unit, Los Angeles County Hospital, University of Southern California (USC), Los Angeles, California, USA.
- Member of the Innovation Platform of La Paz Hospital (Idipaz).
- Patent: "Insufflation and suction assisted surgical specimen removal device". Ownership: FIBHULP. Inventor: Mario Álvarez Gallego. Spanish patent: P201031490. Application for international protection PCT/ ES2011/002357

Professors

Dr. Freire Torres, Eugenio.

- ◆ Degree in Medicine and Surgery, General and Digestive System Surgery Department. Quirón San Camilo Hospital. Madrid, Spain.

Dr. González Sánchez, Juan Antonio.

- ◆ Degree in Medicine and Surgery
- ◆ Head of the General and Digestive System Surgery Section Department. La Paz University Hospital. Madrid, Spain.

Dr. Guerra Azcona, Gonzalo.

- ◆ Degree in Medicine and Surgery Department of General Surgery and Digestive System. Quirón San Camilo Hospital. Madrid, Spain.

Dr. León, Miguel

- ◆ Degree in Medicine and Surgery Department of General Surgery and Digestive System. La Paz University Hospital. Madrid, Spain.

Dr. Vásquez Jiménez, Wenceslao.

- ◆ Degree in Medicine and Surgery, General and Digestive System from Surgery Department. Gregorio Marañón University Hospital. Madrid, Spain.

Dr. García Oria, Miguel Juan.

- ◆ Degree in Medicine and Surgery, General and Digestive System from Surgery Department. Puerta de Hierro Hospital. Madrid, Spain.

Dr. Jiménez Toscano, Marta.

- ◆ Degree in Medicine and Surgery Department of General Surgery and Digestive System. Clínic Hospital. Barcelona, Spain.





Dr. Morandeira Rivas, Antonio.

- ♦ General and Digestive System Surgery Department. “La Mancha-Centro” Hospital Complex. Alcázar de San Juan. Castilla-La Mancha, Spain

Dr. Moreno Sanz, Carlos.

- ♦ Degree in Medicine and Surgery Head of the Department of General Surgery and Digestive System. “La Mancha-Centro” Hospital Complex. Alcázar de San Juan. Castilla-La Mancha, Spain

Dr. Noguera Aguilar, José F.

- ♦ Degree in Medicine and Surgery Head of the Department of General Surgery and Digestive System. A Coruña University Hospital Complex. Galicia, Spain.

Sánchez Simón, Estela.

- ♦ Lawyer and Innovation and Knowledge Transfer Manager at the Innovation Support Unit of the Health Research Institute of the La Paz University Hospital (IdiPAZ). Madrid Madrid, Spain.

Tejedor Botello, Marisa.

- ♦ Economist Innovation Support Unit of the Health Research Institute. La Paz University Hospital, IdiPAZ. Madrid, Spain.

04

Structure and Content

The structure of the contents has been designed by a team of professionals knowledgeable about the implications of specialization in the practice of Abdominal Surgery, aware of the current relevance of training to be able to act before the patient with digestive problems and committed to quality teaching through new educational technologies.





“

This Postgraduate Certificate in Abdominal Surgery contains the most complete and up-to-date scientific program on the market”.

Module 1. Abdominal Wall Surgery

- 1.1. Laparotomies and Closure Midline and Lateral Hernias
- 1.2. Inguinocrural Hernias
- 1.3. Eventrations. Eventration Prophylaxis
- 1.4. Management of Open Abdomen and Evisceration

Module 2. Surgical Innovation

- 2.1. Introduction to Surgical Innovation
- 2.2. Innovation in Surgical Learning
- 2.3. ICT
- 2.4. Innovation in Surgical Devices
- 2.5. Innovation in NOTES Surgery
- 2.6. Robotic Surgery
- 2.7. Financing, Protection and Transfer of Innovation in Surgery





“

A unique, key and decisive training experience to boost your professional development”.

05

Methodology

This training program provides you with a different way of learning. Our methodology uses a cyclical learning approach: ***Re-learning***.

This teaching system is used in the most prestigious medical schools in the world, and major publications such as the ***New England Journal of Medicine*** have considered it to be one of the most effective.



“

Discover Re-learning, a system that abandons conventional linear learning, to take you through cyclical teaching systems: a way of learning that has proven to be extremely effective, especially in subjects that require memorization".

At TECH we use the Case Method

In a given situation, what would you do? Throughout the program, you will be presented with multiple simulated clinical cases based on real patients, where you will have to investigate, establish hypotheses and, finally, resolve the situation. There is abundant scientific evidence on the effectiveness of the method. Specialists learn better, faster, and more sustainably over time.

With TECH you can experience a way of learning that is shaking the foundations of traditional universities around the world.



According to Dr. Gérvas, the clinical case is the annotated presentation of a patient, or group of patients, which becomes a "case", an example or model that illustrates some peculiar clinical component, either because of its teaching potential or because of its uniqueness or rarity. It is essential that the case is based on current professional life, trying to recreate the real conditions in professional medical practice.

“

Did you know that this method was developed in 1912 at Harvard for law students? The case method consisted of presenting students with real-life, complex situations for them to make decisions and justify their decisions on how to solve them. In 1924, Harvard adopted it as a standard teaching method”.

The effectiveness of the method is justified by four fundamental achievements:

1. Students who follow this method not only grasp concepts, but also develop their mental capacity by evaluating real situations and applying their knowledge.
2. The learning process has a clear focus on practical skills that allow the student to better integrate into the real world.
3. Ideas and concepts are understood more efficiently, given that the example situations are based on real-life.
4. Students like to feel that the effort they put into their studies is worthwhile. This then translates into a greater interest in learning and more time dedicated to working on the course.



Re-Learning Methodology

At TECH we enhance the Harvard case method with the best 100% online teaching methodology available: Re-learning.

Our University is the first in the world to combine the study of clinical cases with a 100% online learning system based on repetition, combining a minimum of 8 different elements in each lesson, which represent a real revolution with respect to simply studying and analyzing cases.



The physician will learn through real cases and by solving complex situations in simulated learning environments. These simulations are developed using state-of-the-art software to facilitate immersive learning.

At the forefront of world teaching, the Re-learning method has managed to improve the overall satisfaction levels of professionals who complete their studies, with respect to the quality indicators of the best Spanish-speaking online university (Columbia University).

With this methodology we have trained more than 250,000 physicians with unprecedented success, in all clinical specialties regardless of the surgical load. All this in a highly demanding environment, where the students have a strong socio-economic profile and an average age of 43.5 years.


Re-learning will allow you to learn with less effort and better performance, involving you more in your specialization, developing a critical mindset, defending arguments, and contrasting opinions: a direct equation to success.

In our program, learning is not a linear process, but rather a spiral (we learn, unlearn, forget, and re-learn). Therefore, we combine each of these elements concentrically.

The overall score obtained by our learning system is 8.01, according to the highest international standards.



In this program you will have access to the best educational material, prepared with you in mind:



Study Material

All teaching material is produced by the specialists who teach the course, specifically for the course, so that the teaching content is highly specific and precise.

This content is then adapted in an audiovisual format that will create our way of working online, with the latest techniques that allow us to offer you high quality in all of the material that we provide you with.



Latest Techniques and Procedures on Video

We introduce you to the latest techniques, to the latest educational advances, to the forefront of current medical techniques. All this, in first person, with the maximum rigor, explained and detailed for your assimilation and understanding. And best of all, you can watch them as many times as you want.



Interactive Summaries

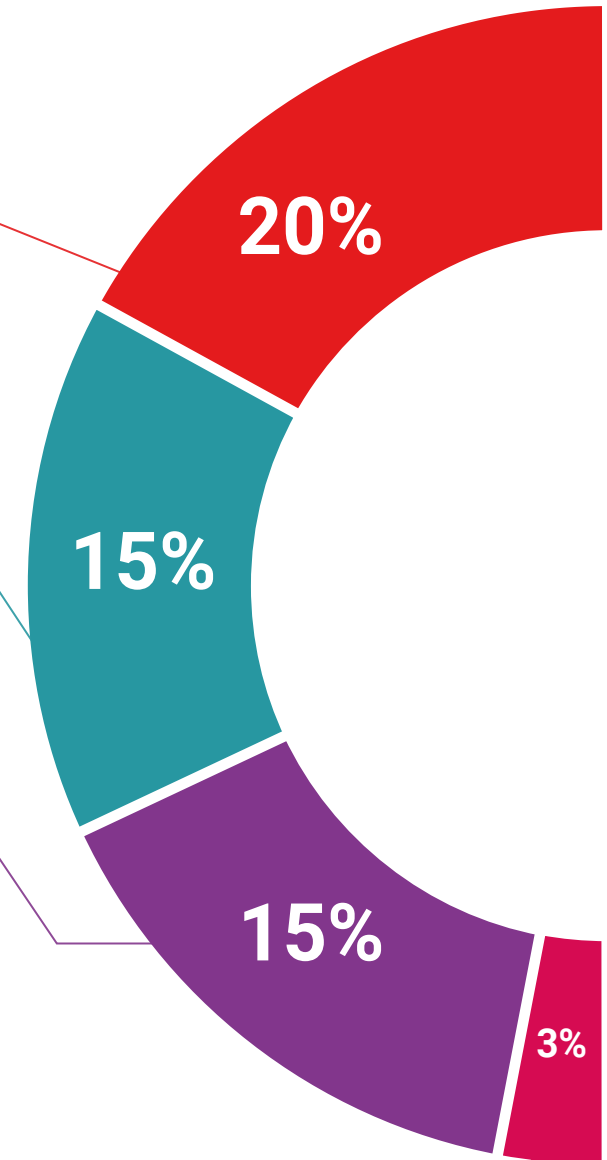
We present the contents attractively and dynamically in multimedia lessons that include audio, videos, images, diagrams, and concept maps in order to reinforce knowledge.

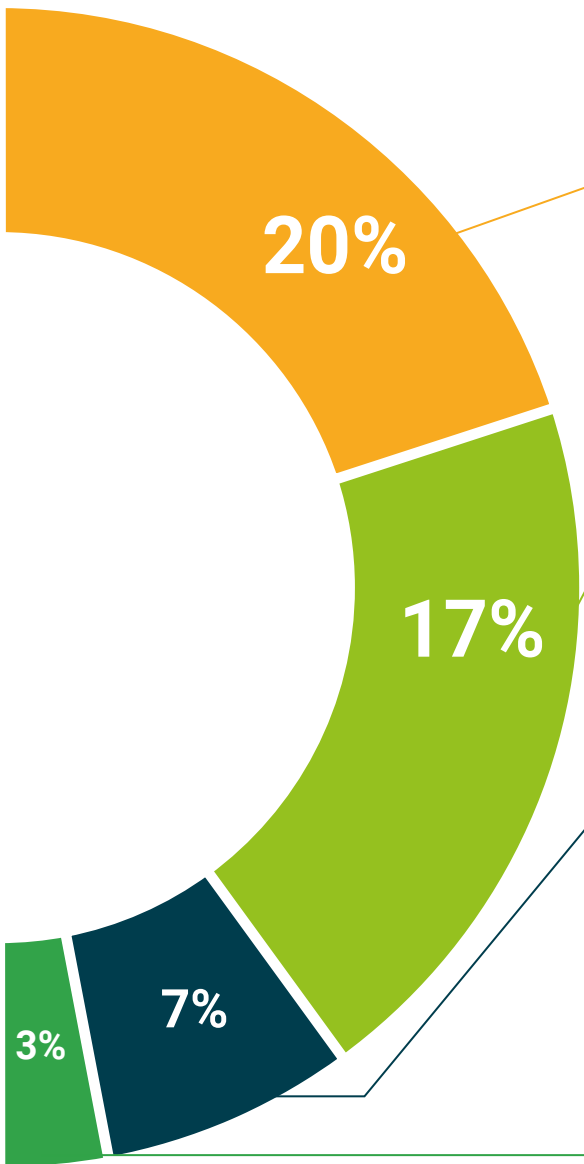
This unique multimedia content presentation training system was awarded by Microsoft as a "European Success Story".



Additional Reading

Recent articles, consensus documents, international guides. In our virtual library you will have access to everything you need to complete your training.





Expert-Led Case Studies and Case Analysis

Effective learning ought to be contextual. Therefore, we will present you with real case developments in which the expert will guide you through focusing on and solving the different situations: a clear and direct way to achieve the highest degree of understanding.



Testing & Re-testing

We periodically evaluate and re-evaluate your knowledge throughout the program, through assessment and self-assessment activities and exercises: so that you can see how you are achieving your goals.



Classes

There is scientific evidence suggesting that observing third-party experts can be useful.

Learning from an expert strengthens knowledge and memory, and generates confidence in our future difficult decisions.



Quick Action Guides

We offer you the most relevant contents of the course in the form of worksheets or quick action guides. A synthetic, practical, and effective way to help you progress in your learning.



06 Certificate

The **Postgraduate Certificate in Abdominal Surgery** guarantees you, in addition to the most rigorous and up-to-date training, access to a Postgraduate Certificate issued by TECH Technological University.



“

Successfully complete this Postgraduate Certificate and receive your diploma without the hassle of travel or paperwork”.

This **Postgraduate Certificate in Abdominal Surgery** contains the most complete and up-to-date scientific program on the market.

After the student has passed the assessments, they will receive their corresponding **Postgraduate Certificate** issued by **TECH Technological University** via tracked delivery*.

The diploma issued by **TECH Technological University** will reflect the qualification obtained in the Postgraduate Certificate, and meets the requirements commonly demanded by labor exchanges, competitive examinations, and professional career evaluation committees.

Title: **Postgraduate Certificate in Abdominal Surgery**

Official Number of Hours: **250**



*Apostille Convention. In the event that the student wishes to have their paper diploma issued with an apostille, TECH EDUCATION will make the necessary arrangements to obtain it, at an additional cost.

future
health confidence people
education information tutors
guarantee accreditation teaching
institutions technology learning
community commitment
personalized service innovation
knowledge present quality
development language
virtual classroom



Postgraduate Certificate Abdominal Surgery

- » Modality: online
- » Duration: 6 weeks
- » Certificate: TECH Technological University
- » Dedication: 16h/week
- » Schedule: at your own pace
- » Exams: online

Postgraduate Certificate Abdominal Surgery

