

# Postgraduate Certificate

## Abdominal Aorta and Pelvic Artery Interventional Procedures





## Postgraduate Certificate Abdominal Aorta and Pelvic Artery Interventional Procedures

- » Modality: online
- » Duration: 6 weeks
- » Certificate: TECH Global University
- » Accreditation: 6 ECTS
- » Schedule: at your own pace
- » Exams: online

Website: [www.techtute.com/us/medicine/postgraduate-certificate/abdominal-aorta-pelvic-artery-interventional-procedures](http://www.techtute.com/us/medicine/postgraduate-certificate/abdominal-aorta-pelvic-artery-interventional-procedures)

# Index

01

Introduction

---

*p. 4*

02

Objectives

---

*p. 8*

03

Course Management

---

*p. 12*

04

Structure and Content

---

*p. 16*

05

Methodology

---

*p. 20*

06

Certificate

---

*p. 28*

# 01

# Introduction

Abdominal Aortic Aneurysms affect between 4 and 8% of people over 65 years of age and can be fatal if they rupture. Given this serious incidence, endovascular techniques offer less invasive treatments and better recovery compared to open surgery. Keeping up with advances allows physicians to provide the safest and most effective treatments, significantly improving outcomes and reducing postoperative complications. For this reason, TECH has formed a 100% online program of studies that integrates key procedures to address Occlusive Disease, vasculitis in the Abdominal and Pelvic Vascular System. In addition, to reinforce the concepts of this university program, students are supported by an innovative method that minimizes the need to memorize: Relearning.



“

*With TECH's complete 100% online methodology, you will be able to manage advanced procedures for minimally invasive intervention of the Abdominal Aorta and Pelvic Arteries”*

Peripheral Arterial Occlusive Disease affects a significant proportion of the adult population, especially those with comorbidities such as Diabetes or Smoking. Also, its symptoms can be severe, such as intermittent pain when walking and critical limb ischemia which, in the most critical cases, may require amputation. To prevent these complexities endovascular techniques, such as balloon angioplasty or stenting, continue to evolve. These minimally invasive procedures allow arteries to be unblocked and blood flow restored without the need for open surgery, offering patients a faster and less painful recovery with lower complication rates.

Staying current on these techniques is crucial for physicians, as technological advances and new materials, such as drug-eluting stents, continue to improve clinical outcomes. In addition, the ability to properly diagnose and choose the appropriate interventional treatment can mean the difference between a normal quality of life and facing severe disabilities or major surgical procedures.

That is why TECH has designed this 100% online Postgraduate Certificate that addresses the risk factors for the development of Aneurysms in the Abdominal Aorta and Pelvic Arteries. Also, from its exhaustive syllabus, the specific and most advanced techniques for the management of Occlusive Disease, Embolic Occlusion and Vasculitis in the Abdominal and Pelvic Vascular System are described.

For all this very complete analysis, the program is supported by multimedia resources such as detailed videos, interactive summaries or infographics. These materials, together with complementary readings, self-assessment tests and the disruptive Relearning teaching system, make this program a truly unparalleled opportunity to update cynical competencies. In addition, graduates are not subject to hermetic schedules, so they can set the pace of their academic progress individually and always through the mobile device of their choice.

This **Postgraduate Certificate in Interventional Procedures of Abdominal Aortic and Pelvic Arteries** contains the most complete and up-to-date scientific program on the market. The most important features include:

- ♦ The development of practical cases presented by experts in Angiology and Vascular Surgery
- ♦ The graphic, schematic and eminently practical contents with which it is conceived gather scientific and practical information on those disciplines that are indispensable for professional practice
- ♦ Practical exercises where self-assessment can be used to improve learning.
- ♦ Its special emphasis on innovative methodologies
- ♦ Theoretical lessons, questions to the expert, debate forums on controversial topics, and individual reflection assignments
- ♦ Content that is accessible from any fixed or portable device with an Internet connection



*You will analyze the use of Artificial Intelligence technologies in Interventional Procedures of the Abdominal Aorta based on the exclusive contents of this program”*

“

*You will deepen in the clinical manifestations of the obstructions of the Abdominal Aorta and Iliac Arteries and how to treat them adequately”*

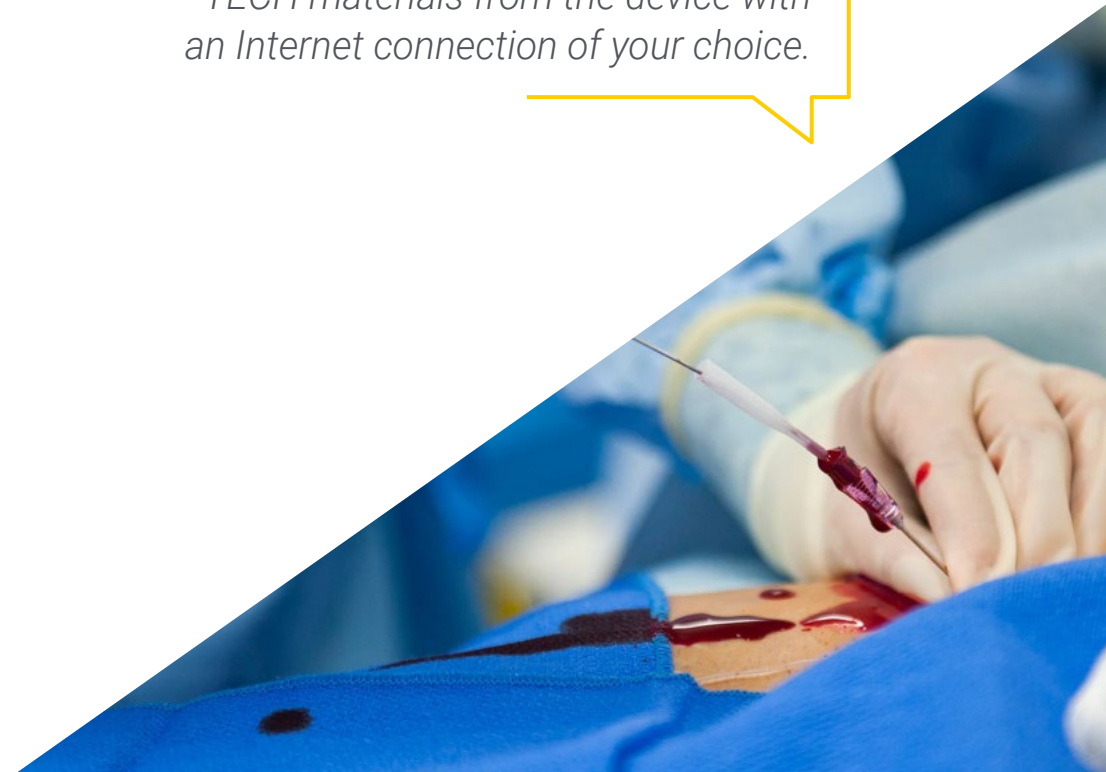
The program's teaching staff includes professionals from the sector who contribute their work experience to this specializing program, as well as renowned specialists from leading societies and prestigious universities.

The multimedia content, developed with the latest educational technology, will provide the professional with situated and contextual learning, i.e., a simulated environment that will provide immersive education programmed to learn in real situations.

This program is designed around Problem-Based Learning, whereby the professional must try to solve the different professional practice situations that arise during the course. For this purpose, students will be assisted by an innovative interactive video system created by renowned and experienced experts.

*An intensive academic itinerary that puts the contents at your disposal from the very first moment and where you can access them 24 hours a day.*

*In the place and at the time you prefer, you have the opportunity to study the TECH materials from the device with an Internet connection of your choice.*



# 02 Objectives

The central goals of this TECH Global University program are to offer physicians comprehensive specialization in the latest advances in the diagnosis and interventional treatment of vascular pathologies in the Abdominal Aorta and Pelvic Arteries. To this end, it provides intensive specialization on minimally invasive techniques and emergency management. Likewise, it encourages research and innovation in Vascular Interventional Procedures from the analysis of the integration of technologies such as Artificial Intelligence. In short, this program has been conceived so that specialists can perfect their skills and reach the forefront of care in their daily practice.







“

*You will master the different types of Trauma that can affect the Abdominal Aorta and Iliac Arteries thanks to TECH”*



## General Objectives

---

- ♦ Develop the technical skills necessary to accurately perform and analyze angiographic studies
- ♦ Promote an appreciation of the importance of multidisciplinary teamwork in the interpretation and management of vascular angiographic results
- ♦ Acquire skills to apply techniques such as angioplasty, Stent placement, and other minimally invasive procedures
- ♦ Determine the procedures and protocols for performing and interpreting computed tomography angiography (CTA) in the context of vascular interventional procedures

“

*You will delve into endovascular strategies to restore blood flow in case of Occlusive Disease and Embolic Occlusion”*





## Specific Objectives

---

- Identify the indications for interventional procedures in the abdominal aorta and iliac arteries, including Aneurysms, Stenosis and Occlusions
- Describe the imaging techniques used in the diagnosis and follow-up of disease in the abdominal aorta and iliac arteries, such as computed tomography angiography (CTA) and magnetic resonance angiography (MRA)
- Discuss therapeutic options for abdominal aortic aneurysms, including endovascular repair (EVAR) and open surgery
- Explore angioplasty and stenting techniques for iliac artery stenosis and occlusions

03

# Course Management

The faculty members of this program are recognized experts in Angiology and Endovascular Surgery. They have vast clinical experience and keep up to date with the main research contributions in these fields, managing the latest surgical techniques and tools. Their participation in specialized conferences and congresses has also allowed them to be at the forefront of these advances and from their criteria they have formed a solid and intensive syllabus. Given their pedagogical guidance, graduates of this program will be able to master the most disruptive procedures in this medical area.





“

*All the professors of this program  
have accumulated experience and  
clinical results of excellence in  
Vascular Interventional Procedures”*

## Management



### Dr. Del Río Solá, María Lourdes

- Chief from the Vascular Angiology and Surgery Service at the Valladolid University Clinical Hospital
- Specialist in Angiology and Vascular Surgery
- European Board in Vascular Surgery
- Academic Correspondent of the Royal Academy of Medicine and Surgery
- Full Professor at the European University Miguel de Cervantes
- Associate Professor in Health Sciences at the University of Valladolid



# 04

## Structure and Content

This Postgraduate Certificate covers key aspects of endovascular treatment in Abdominal Aorta and Iliac Arteries, management of Aneurysms, Occlusive Disease, Embolic Occlusion and Vascular Trauma. It also covers techniques to prevent fatal events and improve the patient's quality of life. On the other hand, the academic itinerary includes an analysis of the application of Artificial Intelligence in diagnosis and treatment, enhancing the precision and personalization of interventions. All these topics are essential for the specialist to be updated and to be able to face different medical emergencies and vascular complications with high competences.







“

*Multimedia resources such as explanatory videos, interactive summaries and infographics will be available to complement the exhaustive academic content”*

## Module 1. Interventional Procedures in the Abdominal Aorta and Iliac Arteries

- 1.1. Interventional Procedures in the Abdominal Aorta
  - 1.1.1. Evaluation of the Abdominal Aorta through Imaging Techniques
  - 1.1.2. Associated Pathologies and Clinical Considerations in the Abdominal Aorta
  - 1.1.3. Endovascular Treatment Strategies and Management of Complications
- 1.2. Interventional Procedures in the Iliac Arteries and their Branches
  - 1.2.1. Main Arterial Branches and their Function
  - 1.2.2. Diseases and Disorders Affecting the Iliac Arteries
  - 1.2.3. Endovascular Treatment Strategies and Management of Complications
- 1.3. Interventional Procedures in Aneurysms of the Iliac Artery
  - 1.3.1. Risk Factors for the Development of Aneurysms in the Abdominal Aorta and Pelvic Arteries
  - 1.3.2. Diagnosis and Evaluation of Aneurysms by Imaging Techniques
  - 1.3.3. Endovascular Treatment Options and Management of Aneurysms of the Abdominal Aorta and Iliac Arteries
- 1.4. Interventional Procedures in Occlusive Disease
  - 1.4.1. Occlusive Disease in the Abdominal Aorta and Pelvic Arteries
  - 1.4.2. Diagnostic Evaluation and Diagnostic Imaging Methods
  - 1.4.3. Endovascular Therapeutic Strategies to Address Occlusive Disease of the Abdominal Aorta and Pelvic Arteries
- 1.5. Interventional Procedures in Dissection
  - 1.5.1. Dissection of the Abdominal Aorta and Pelvic Arteries
  - 1.5.2. Diagnosis and Evaluation of Dissection Using Imaging Techniques
  - 1.5.3. Endovascular Treatment Approaches and Therapeutic Considerations for Vascular Dissection
- 1.6. Infection after Endovascular Treatment
  - 1.6.1. Infections after Endovascular Treatment in Abdominal Aorta and Iliac Arteries
  - 1.6.2. Clinical Manifestations and Diagnosis of Vascular Infection
  - 1.6.3. Endovascular Treatment and Management of Infections in the Abdominal Aorta and Iliac Arteries
- 1.7. Interventional Procedures in Embolic Occlusion
  - 1.7.1. Vascular Occlusion due to Embolism
  - 1.7.2. Diagnosis and Evaluation of Embolic Occlusion by Imaging Techniques
  - 1.7.3. Endovascular Therapeutic Strategies for the Management of Embolic Occlusion in the Abdominal Aorta and Iliac Arteries





- 1.8. Interventional Procedures in Vasculitis
  - 1.8.1. Vasculitis in the Abdominal and Pelvic Vascular System
  - 1.8.2. Diagnosis and Evaluation of Vascular Vasculitis
  - 1.8.3. Endovascular Treatment and Management of Vasculitis in the Abdominal Aorta and Iliac Arteries
- 1.9. Interventional Procedures in Trauma of the Abdominal Aorta and Iliac Arteries
  - 1.9.1. Trauma Affecting the Abdominal Aorta and Pelvic Arteries
  - 1.9.2. Initial Evaluation and Diagnosis of Traumatic Vascular Injuries
  - 1.9.3. Emergency Management and Endovascular Therapeutic Considerations in Abdominal and Pelvic Vascular Trauma
- 1.10. Use of Artificial Intelligence in Thoracic Aortic Interventional Procedures
  - 1.10.1. AI Applications in Vascular Image Analysis
  - 1.10.2. Outcome Prediction and Treatment Selection
  - 1.10.3. Integration of AI in Endovascular Procedures

“

*A 100% online program that will not prevent you from combining your studies with your obligations as a physician. Take advantage of this opportunity and enroll now”*

05

# Methodology

This academic program offers students a different way of learning. Our methodology uses a cyclical learning approach: **Relearning**.

This teaching system is used, for example, in the most prestigious medical schools in the world, and major publications such as the **New England Journal of Medicine** have considered it to be one of the most effective.



“

*Discover Relearning, a system that abandons conventional linear learning, to take you through cyclical teaching systems: a way of learning that has proven to be extremely effective, especially in subjects that require memorization"*

## At TECH we use the Case Method

What should a professional do in a given situation? Throughout the program, students will face multiple simulated clinical cases, based on real patients, in which they will have to do research, establish hypotheses, and ultimately resolve the situation. There is an abundance of scientific evidence on the effectiveness of the method. Specialists learn better, faster, and more sustainably over time.

*With TECH you will experience a way of learning that is shaking the foundations of traditional universities around the world.*



According to Dr. Gervas, the clinical case is the annotated presentation of a patient, or group of patients, which becomes a "case", an example or model that illustrates some peculiar clinical component, either because of its teaching power or because of its uniqueness or rarity. It is essential that the case is based on current professional life, trying to recreate the real conditions in the physician's professional practice.

“

*Did you know that this method was developed in 1912, at Harvard, for law students? The case method consisted of presenting students with real-life, complex situations for them to make decisions and justify their decisions on how to solve them. In 1924, Harvard adopted it as a standard teaching method”*

The effectiveness of the method is justified by four fundamental achievements:

1. Students who follow this method not only achieve the assimilation of concepts, but also a development of their mental capacity, through exercises that evaluate real situations and the application of knowledge.
2. Learning is solidly translated into practical skills that allow the student to better integrate into the real world.
3. Ideas and concepts are understood more efficiently, given that the example situations are based on real-life.
4. Students like to feel that the effort they put into their studies is worthwhile. This then translates into a greater interest in learning and more time dedicated to working on the course.



## Relearning Methodology

At TECH we enhance the case method with the best 100% online teaching methodology available: Relearning.

This university is the first in the world to combine the study of clinical cases with a 100% online learning system based on repetition, combining a minimum of 8 different elements in each lesson, a real revolution with respect to the mere study and analysis of cases.

*Professionals will learn through real cases and by resolving complex situations in simulated learning environments. These simulations are developed using state-of-the-art software to facilitate immersive learning.*





At the forefront of world teaching, the Relearning method has managed to improve the overall satisfaction levels of professionals who complete their studies, with respect to the quality indicators of the best online university (Columbia University).

With this methodology, more than 250,000 physicians have been trained with unprecedented success in all clinical specialties regardless of surgical load. Our pedagogical methodology is developed in a highly competitive environment, with a university student body with a strong socioeconomic profile and an average age of 43.5 years old.


*Relearning will allow you to learn with less effort and better performance, involving you more in your specialization, developing a critical mindset, defending arguments, and contrasting opinions: a direct equation to success.*

In our program, learning is not a linear process, but rather a spiral (learn, unlearn, forget, and re-learn). Therefore, we combine each of these elements concentrically.

The overall score obtained by TECH's learning system is 8.01, according to the highest international standards.



This program offers the best educational material, prepared with professionals in mind:



#### Study Material

All teaching material is produced by the specialists who teach the course, specifically for the course, so that the teaching content is highly specific and precise.

These contents are then applied to the audiovisual format, to create the TECH online working method. All this, with the latest techniques that offer high quality pieces in each and every one of the materials that are made available to the student.



#### Surgical Techniques and Procedures on Video

TECH introduces students to the latest techniques, the latest educational advances and to the forefront of current medical techniques. All of this in direct contact with students and explained in detail so as to aid their assimilation and understanding. And best of all, you can watch the videos as many times as you like.



#### Interactive Summaries

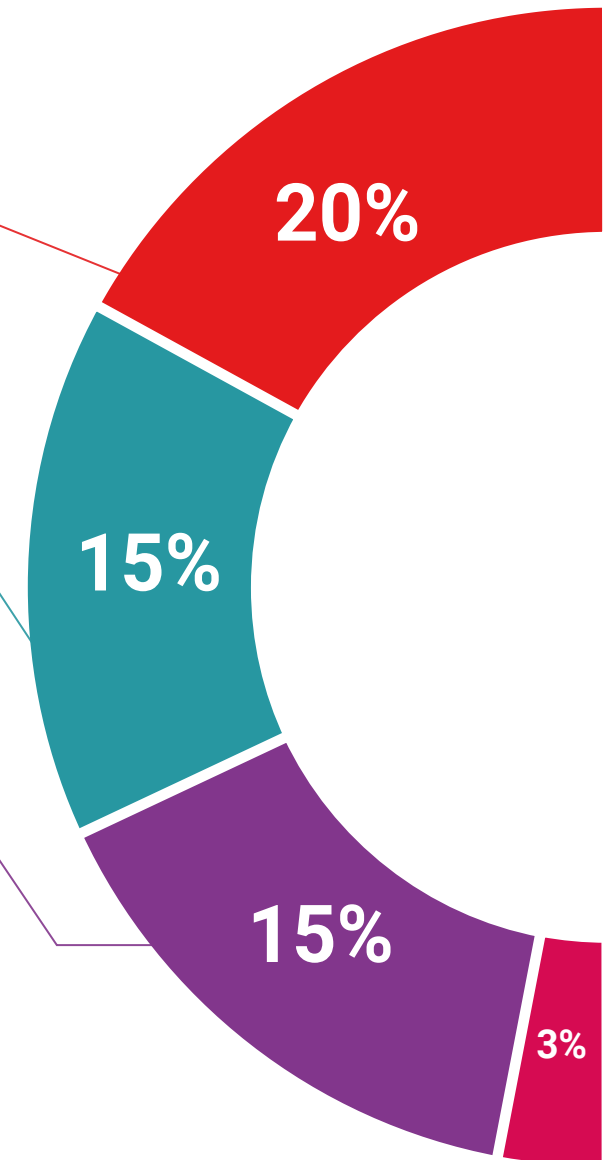
The TECH team presents the contents attractively and dynamically in multimedia lessons that include audio, videos, images, diagrams, and concept maps in order to reinforce knowledge.

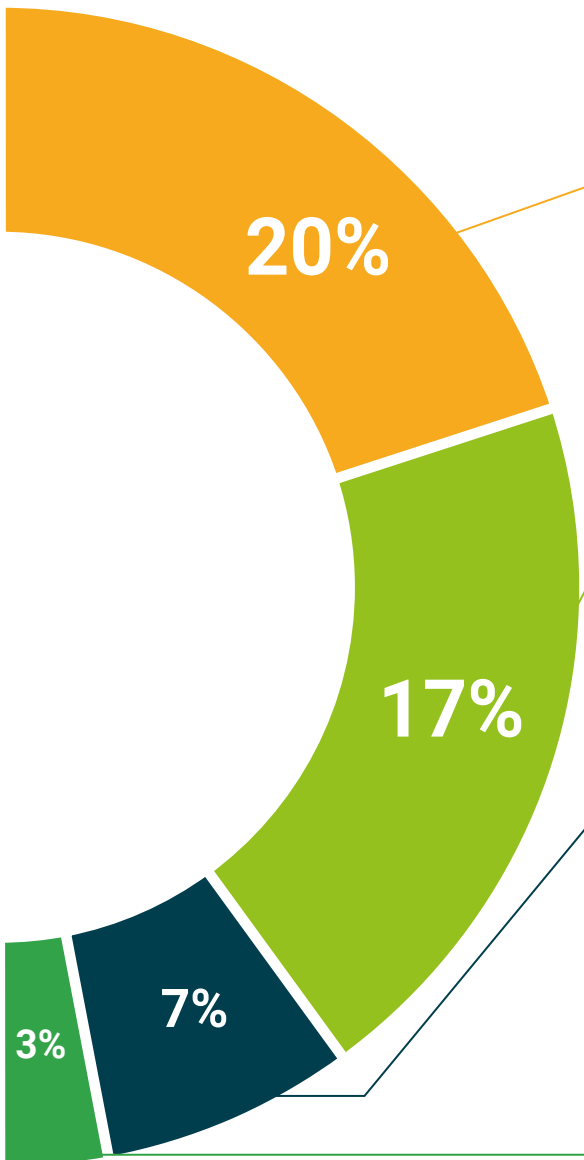
This exclusive educational system for presenting multimedia content was awarded by Microsoft as a "European Success Story".



#### Additional Reading

Recent articles, consensus documents and international guidelines, among others. In TECH's virtual library, students will have access to everything they need to complete their course.





**Expert-Led Case Studies and Case Analysis**

Effective learning ought to be contextual. Therefore, TECH presents real cases in which the expert will guide students, focusing on and solving the different situations: a clear and direct way to achieve the highest degree of understanding.



**Testing & Retesting**

We periodically evaluate and re-evaluate students' knowledge throughout the program, through assessment and self-assessment activities and exercises, so that they can see how they are achieving their goals.



**Classes**

There is scientific evidence on the usefulness of learning by observing experts. The system known as Learning from an Expert strengthens knowledge and memory, and generates confidence in future difficult decisions.



**Quick Action Guides**

TECH offers the most relevant contents of the course in the form of worksheets or quick action guides. A synthetic, practical, and effective way to help students progress in their learning.



06

# Certificate

The Postgraduate Certificate in Abdominal Aorta and Pelvic Artery Interventional Procedures guarantees, in addition to the most accurate and up-to-date knowledge, access to a Postgraduate Certificate issued by TECH Global University.





“

*Successfully complete this program and receive your university qualification without having to travel or fill out laborious paperwork”*

This private qualification will allow you to obtain a **Postgraduate Certificate in Abdominal Aorta and Pelvic Artery Interventional Procedures** endorsed by **TECH Global University**, the world's largest online university.

**TECH Global University** is an official European University publicly recognized by the Government of Andorra ([official bulletin](#)). Andorra is part of the European Higher Education Area (EHEA) since 2003. The EHEA is an initiative promoted by the European Union that aims to organize the international training framework and harmonize the higher education systems of the member countries of this space. The project promotes common values, the implementation of collaborative tools and strengthening its quality assurance mechanisms to enhance collaboration and mobility among students, researchers and academics.

This **TECH Global University** private qualification is a European program of continuing education and professional updating that guarantees the acquisition of competencies in its area of knowledge, providing a high curricular value to the student who completes the program.

Title: **Postgraduate Certificate in Abdominal Aorta and Pelvic Artery Interventional Procedures**

Modality: **online**

Duration: **6 weeks**

Accreditation: **6 ECTS**



future  
health confidence people  
education information tutors  
guarantee accreditation teaching  
institutions technology learning  
community commitment  
personalized service innovation  
knowledge presentation  
online development languages  
virtual classroom



**Postgraduate Certificate**  
Abdominal Aorta and Pelvic  
Artery Interventional Procedures

- » Modality: online
- » Duration: 6 weeks
- » Certificate: TECH Global University
- » Accreditation: 6 ECTS
- » Schedule: at your own pace
- » Exams: online

# Postgraduate Certificate

## Abdominal Aorta and Pelvic Artery Interventional Procedures

