

Internship Program

Obstetric and Gynecological Ultrasound





tech global
university

Internship Program
Obstetric and Gynecological
Ultrasound

Index

01

Introduction

p. 4

02

Why Study an
Internship Program?

p. 6

03

Objectives

p. 8

04

Educational Plan

p. 10

05

Where Can I Do the
Internship Program?

p. 12

06

General Conditions

p. 14

07

Certificate

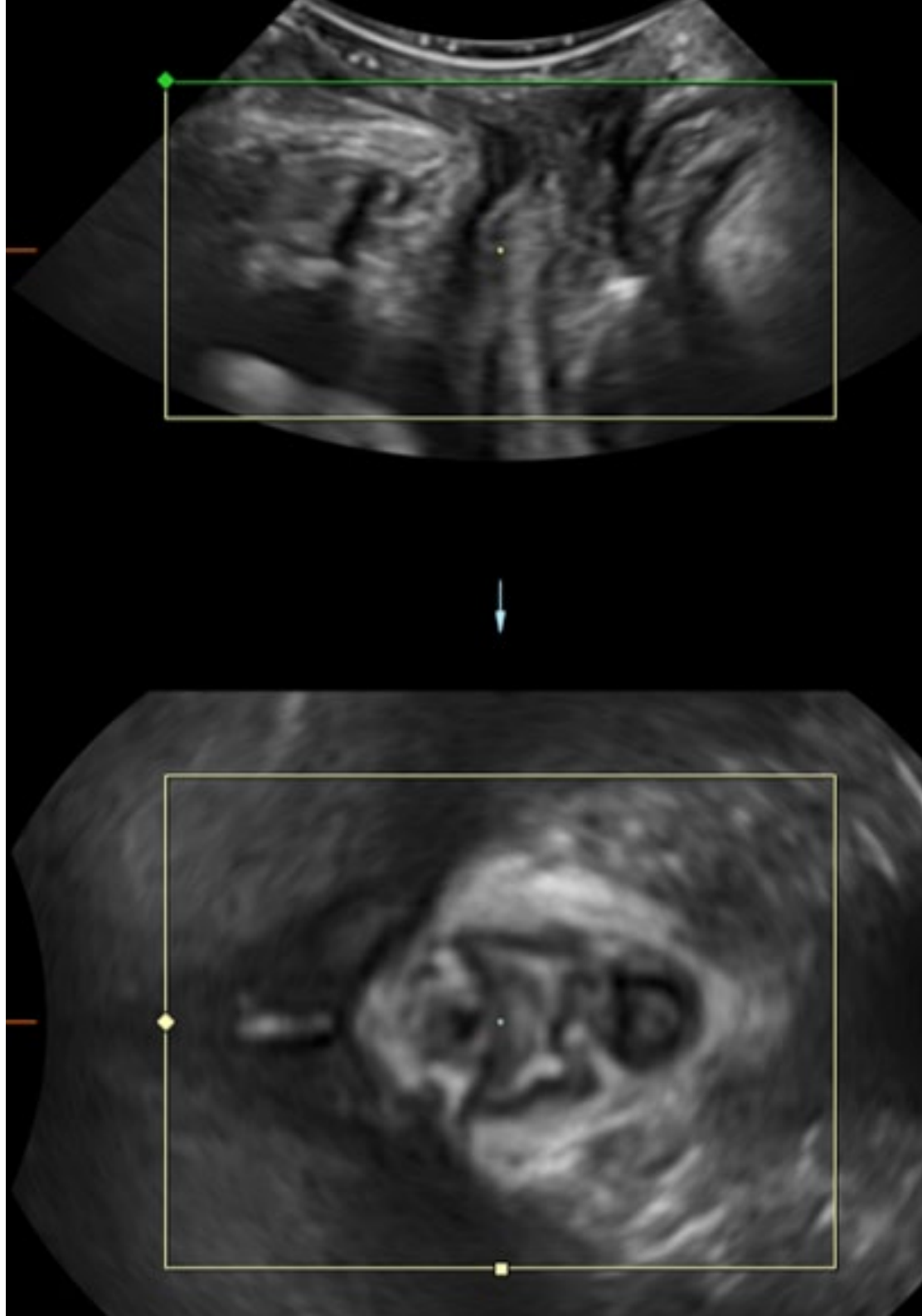
p. 16

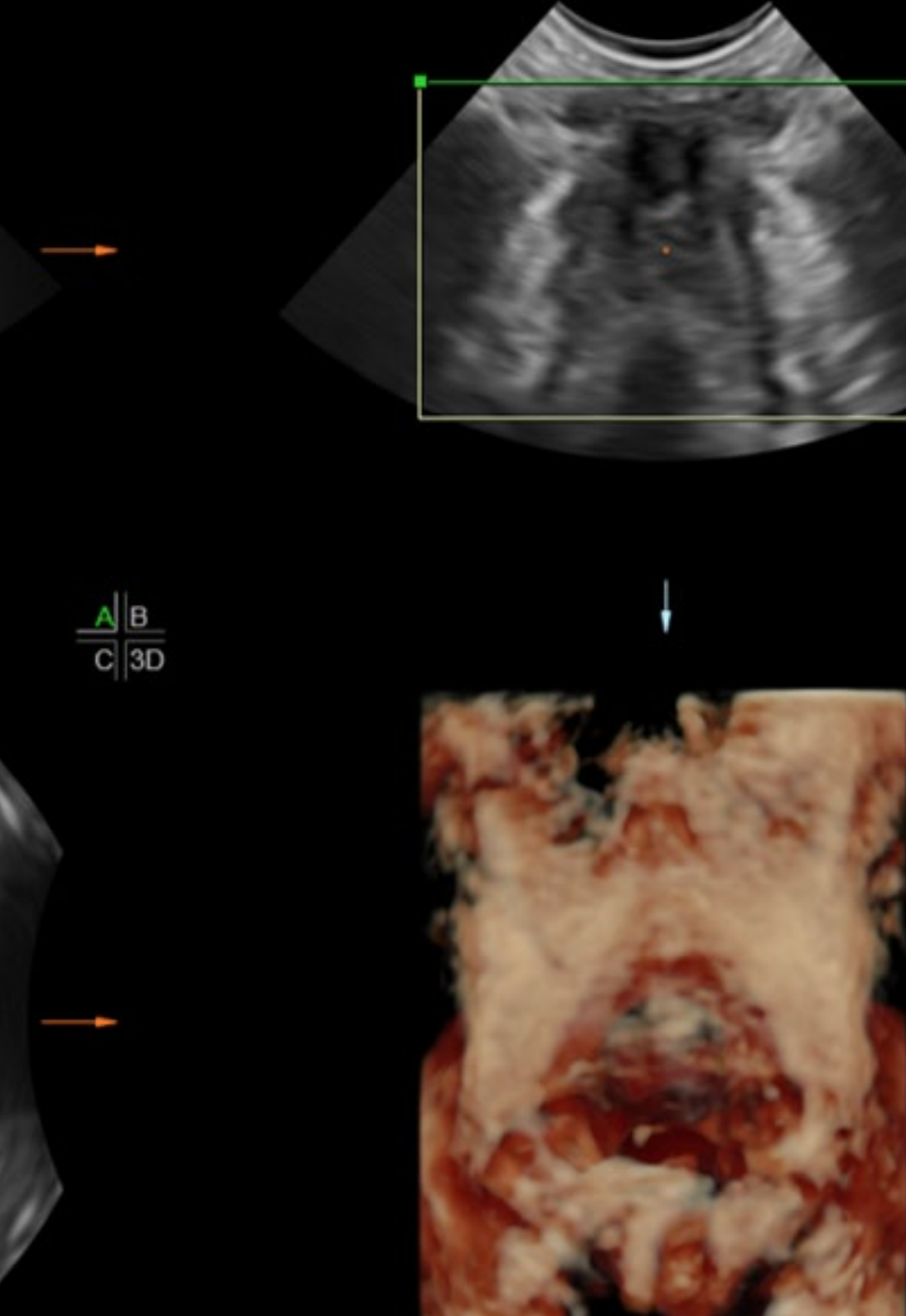
01 Introduction

Technology has become a key factor in the detection and follow-up of pregnancies and gynecological disorders. In this sense, ultrasound with the improvement in image quality has made it possible to achieve much more precise results and to favor therapeutics in this field. For this reason, there are many specialists who wish to be at the forefront in this field and seek to update their technical skills in performing ultrasound examinations. Therefore, this 100% practical program arises as a real response to the needs of gynecologists and obstetricians to update their skills. All this, in just 3 weeks, in a clinical center that is a reference in this sector and surrounded by the best experts.



Thanks to this Internship Program you will achieve a complete update in Obstetric and Gynecological Ultrasound"





Advances in ultrasound devices and greater knowledge of the human being in the early stages of conception have made it possible to detect anomalies early, monitor pregnancy in its different phases and accurately diagnose different gynecological disorders. In this way, specialists are able to provide higher quality care, providing more realistic and detailed images of fetuses.

In this regard, the advances in 3D/4D ultrasound, Doppler, transvaginal or high-resolution ultrasound stand out. Therefore, given the benefits and progress obtained by means of these techniques, the specialists are obliged to keep up to date in their field. In order to promote this updating process, TECH has designed this Internship Program of 120 hours of intensive activity in a reference center specialized in human reproduction.

It is an academic experience that was created to respond to the real needs of professionals. For this reason, the graduates will be for 3 weeks in a distinguished clinical environment, which will lead them to develop with the best experts in the most effective procedures around the realization of ultrasound with real patients. Undoubtedly, an ideal option for the improvement of skills surrounded by great specialists.

02

Why Study an Internship Program?

In this academic proposal, TECH moves away from the theoretical framework to take students from the first moment to a practical experience of 3 weeks in a leading clinical center in Gynecology and Obstetrics. In this way, the specialists will receive a comprehensive update, surrounded by an excellent team of experts in the performance of ultrasound and in the detection of pathologies or anomalies in women. In a short period of time, you will be integrated into a team that will provide you with the updating you need in terms of the ultrasound techniques currently used, as well as the interpretation of the data obtained.



TECH is the only university that offers you the possibility of getting into real clinical environments"

1. Updating from the latest technology available

The field of Gynecology and Obstetrics has undergone a remarkable improvement in recent years thanks to the technology used for the detection of pathologies and pregnancies. In this sense, ultrasound devices have revolutionized the image quality and favored diagnoses, thus improving clinical practice. For this reason, this Internship Program will allow the professionals to approach the latest technology used in a cutting-edge environment in this area.

2. Gaining In-Depth Knowledge from the Experience of Top Specialists

One of the elements that distinguishes this Internship Program is the experience that offers the specialists to have access for 3 weeks to a stay, where the best experts will guide him/her in this process of updating on Obstetric and Gynecological Ultrasound. In this way, the graduates will be able to integrate the methodology and procedural technique used in leading centers in this field into their daily work.

3. Entering First-Class Clinical Environments

TECH carefully selects all available centers for Internship Programs. Thanks to this, the specialists will have guaranteed access to a prestigious clinical environment in the area of Obstetric and Gynecological Ultrasound. In this way, you will be able to see the day-to-day work of a demanding, rigorous and exhaustive sector, always applying the latest theses and scientific postulates in its work methodology.



4. Putting the acquired knowledge into daily practice from the very first moment

In this academic proposal, TECH offers a new model for updating knowledge, 100% practical, far from theory and focused on providing students with the most effective update. In this way, the graduates will have the guarantee of access to a prestigious clinical environment that will give them the technical tools and skills necessary to face with guarantees any clinical case where the use of cutting-edge ultrasound devices is necessary.

5. Expanding the Boundaries of Knowledge

In this practical process, students will not only have the opportunity to integrate for a short period of time in a first level health environment, but will also expand their possibilities of action in the field of Obstetric and Gynecological Ultrasound. And it will do so, moreover, thanks to the recommendations and support of professionals with a consolidated national and international trajectory in this specialty.



You will have full practical immersion at the center of your choice"

03

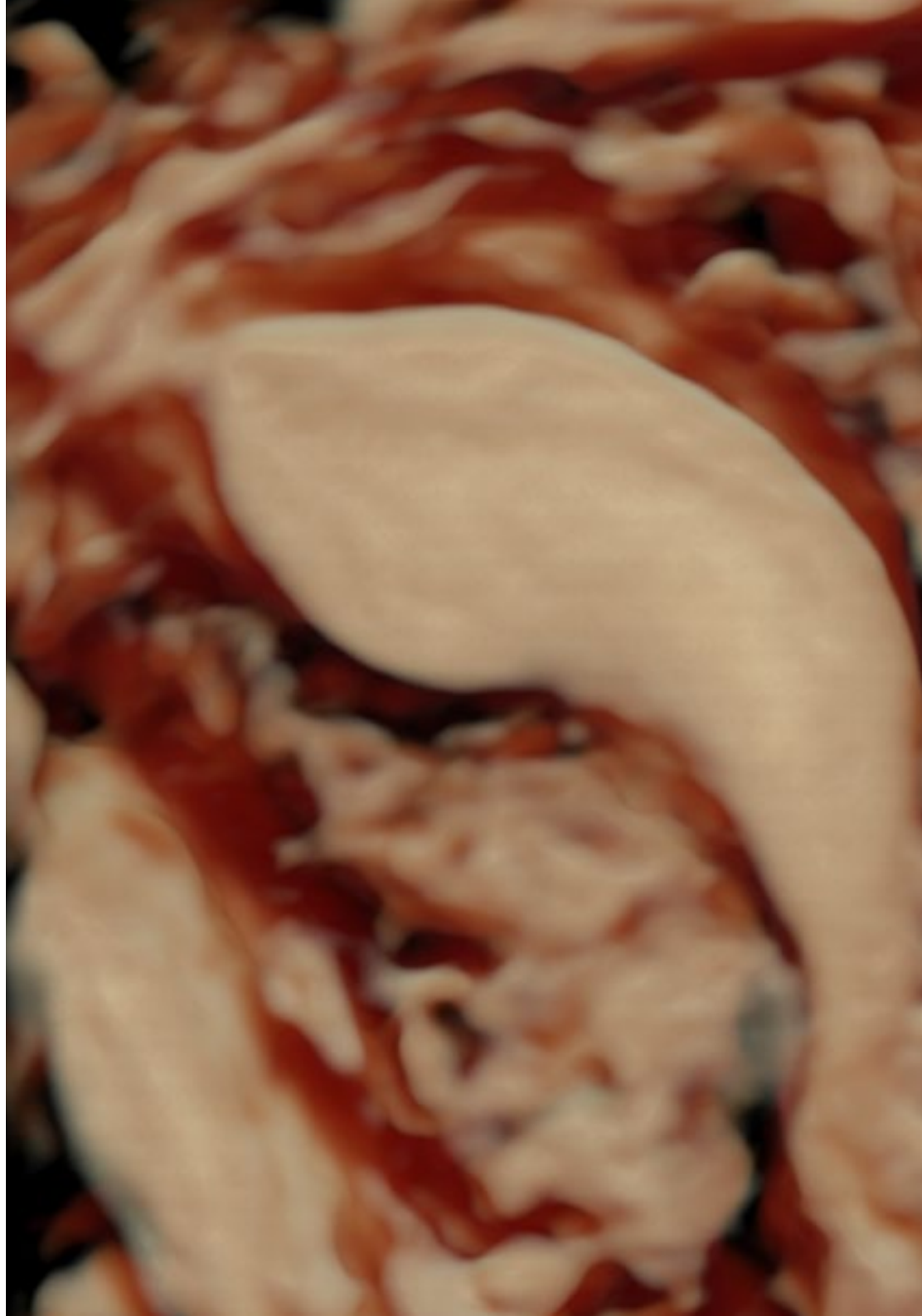
Objectives

The aim of this program is to bring the graduates closer to diagnostic and therapeutic procedures in an exclusively practical way, through a stay designed with clinical and academic rigor. All this, with the help of recognized professionals in a center that advocates for technological innovation and the maximum scientific rigor in the assistance of each and every one of the cases it serves.



General Objectives

- Develop practical skills in scanning and diagnosis using ultrasound techniques
- Increase the ability to interpret ultrasound images
- Know the specific approach and most common pathologies that occur in the clinical environment of Obstetrics and Gynecology





Specific Objectives

- ◆ Perform 3D and 4D ultrasounds on pregnant patients
- ◆ Diagnose pathologies of endometrium, myometrium and cervix
- ◆ Carry out interventional techniques for the detection of ovarian pathologies
- ◆ Perform ultrasound examination to diagnose infertility
- ◆ Collaborate in the use of ultrasounds in different pregnancy trimesters
- ◆ Correctly estimate fetal growth and Doppler management
- ◆ Manage patients with abnormal amniotic fluid
- ◆ Detect major anomalies through ultrasound devices of cardiac and situs position
- ◆ Assess main cystic diseases of the central nervous system
- ◆ Diagnose and monitor growth retardation in monochorial and dichorial twins



Increases your ability to diagnose less recurrent gynecological pathologies"

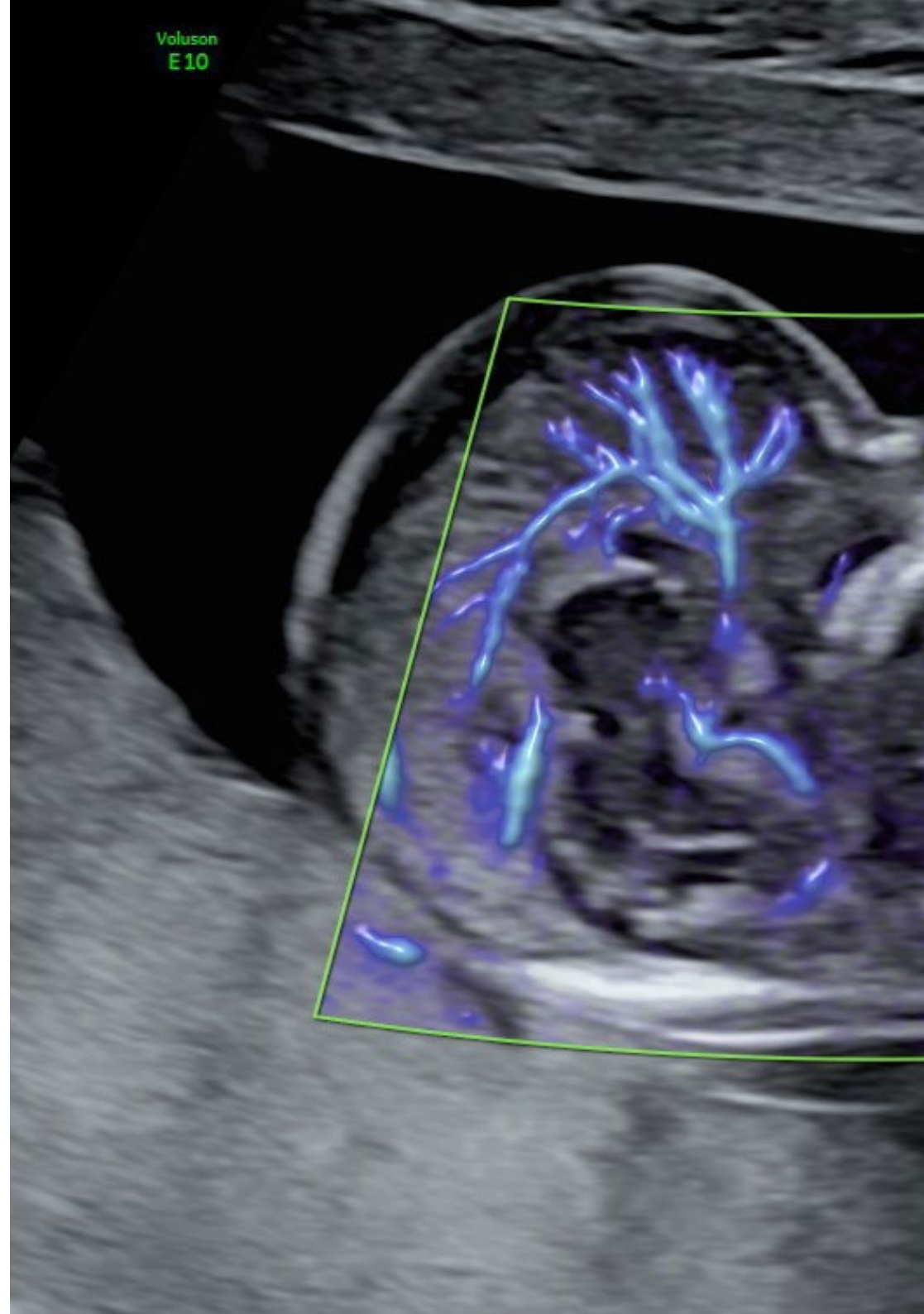
04 Educational Plan

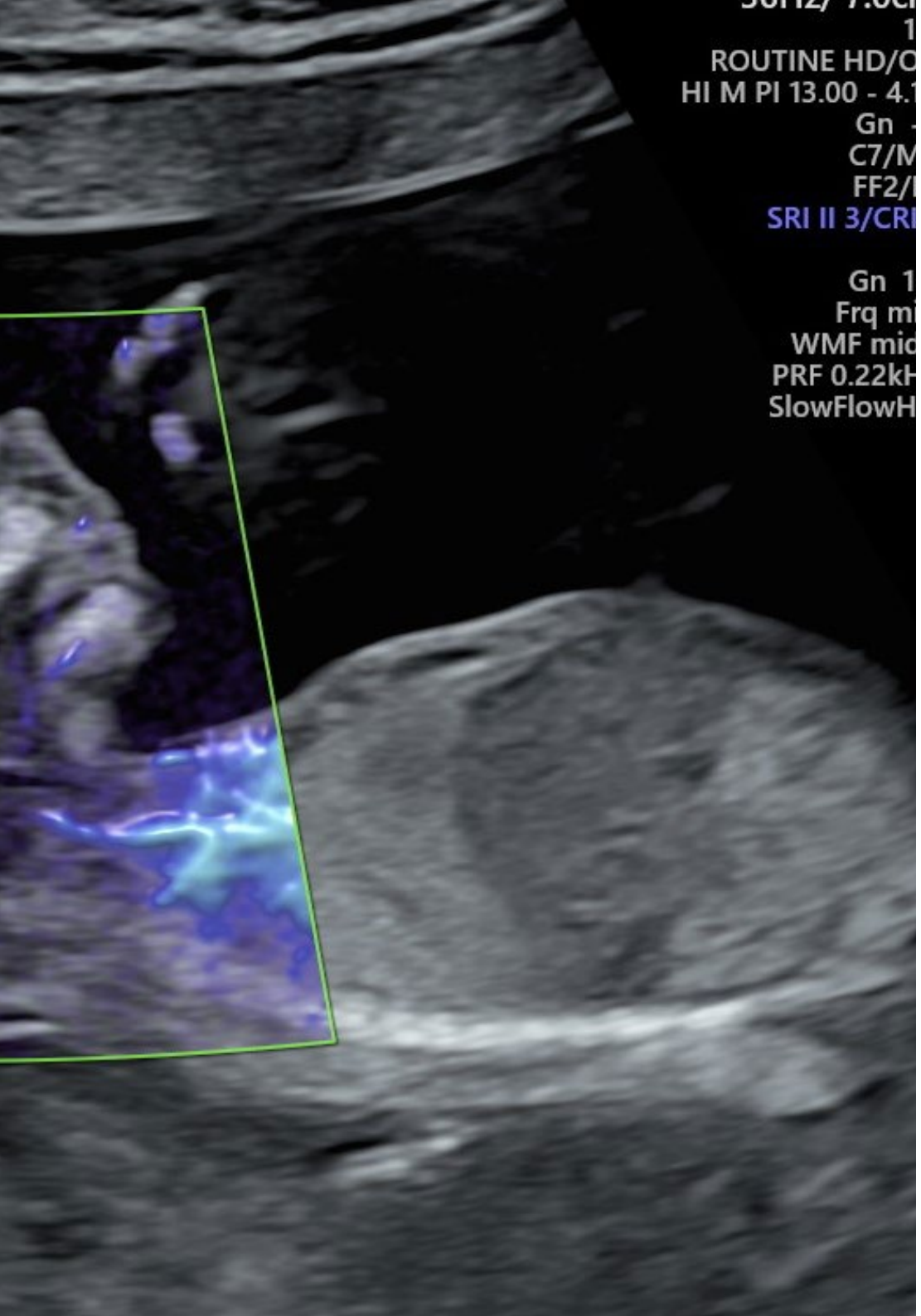
This program includes a stay of 3 weeks, from Monday to Friday with 8 consecutive days next to a team of professionals with extensive experience in the field of obstetrics and gynecology. In this context, the graduates will be able to enter an avant-garde clinical environment, which puts its maximum dedication in the incorporation of the most cutting-edge ultrasound technology for the detection and follow-up of patients.

In this completely practical Internship Program, the activities are aimed at developing and perfecting the skills necessary to provide healthcare care in areas and conditions that require highly qualified professionals, and are oriented towards specific expertise for practicing the activity, in a safe environment for the patient and with highly professional performance.

An excellent opportunity to integrate diagnostic and therapeutic procedures in an area that requires specialists more and more up-to-date technological and medical advances. In this sense, TECH advocates turning a healthcare space into the best environment for the improvement of competences and the increase of clinical and healthcare skills of professionals.

The practical education will be carried out with the active participation of the students performing the activities and procedures of each area of competence (learning to learn and learning to do), with the accompaniment and guidance of the professors and other fellow trainees that facilitate teamwork and multidisciplinary integration as transversal competencies for the practice of obstetrics and gynecology (learning to be and learning to relate).





The procedures described below will form the basis of the practical part of the training, and their implementation is subject to both the suitability of the patients and the availability of the center and its workload, with the proposed activities being as follows:

Module	Practical Activity
Ultrasound Techniques	Participate in the performance of routine obstetrical ultrasounds, learning to identify and measure fetal structures
	Use the Doppler ultrasound technique to assess blood flow in maternal and fetal blood vessels
	Perform internal gynecologic scans to evaluate the uterus, ovaries, and adjacent structures
	Perform real-time (4D) ultrasound scans, which allow moving visualization of the fetus
Fetal Echocardiography Study	Identify fetal cardiac structures
	Evaluate fetal cardiac function
	Detect congenital cardiac anomalies using the latest ultrasound technology congenital cardiac anomalies
	Collaborate in the performance of cardiac measurements
Study of gynecological pathologies	Evaluate uterine anomalies, such as uterine fibroids, endometrial polyps or uterine malformations, by means of high-resolution transvaginal ultrasound
	Collaborate in the use of Doppler ultrasound to evaluate ovarian disorders
	Participate in the study and identification of pelvic inflammatory disease
	Interpret ultrasound findings and their clinical correlation in the evaluation of endometriosis
Fetal neurosonography study	Evaluate fetal brain structures by neurosonography
	Participate in the evaluation procedure of fetal cerebral blood flow using the Doppler technique
	Acquire skills to detect and diagnose possible brain abnormalities in the fetus
	Support reporting and effective communication of neurosonographic findings to parents and the medical team

05 Where Can I Do the Internship Program?

In this academic proposal, TECH has invested its efforts in the selection of the best clinical centers in the area of Gynecology and Obstetrics. In this way, the graduates will have the guarantee of accessing a space that gives them the opportunity to increase their potential and advance together with the best experts of this specialty. All this, before first level clinical options both national and international.


“

The best professionals in the sector will guide you in this process of updating your capabilities for gynecological exploration through ultrasound”





The student will be able to do this program at the following centers:



Clínica Mencía

Country	City
Spain	Salamanca

Address: Rda. del Corpus, 41, bajo, 37002 Salamanca

Mencia Clinic pioneer in Assisted Reproduction in Salamanca

Related internship programs:
-Obstetric and Gynecological Ultrasound



Take advantage of this opportunity to surround yourself with expert professionals and learn from their work methodology"

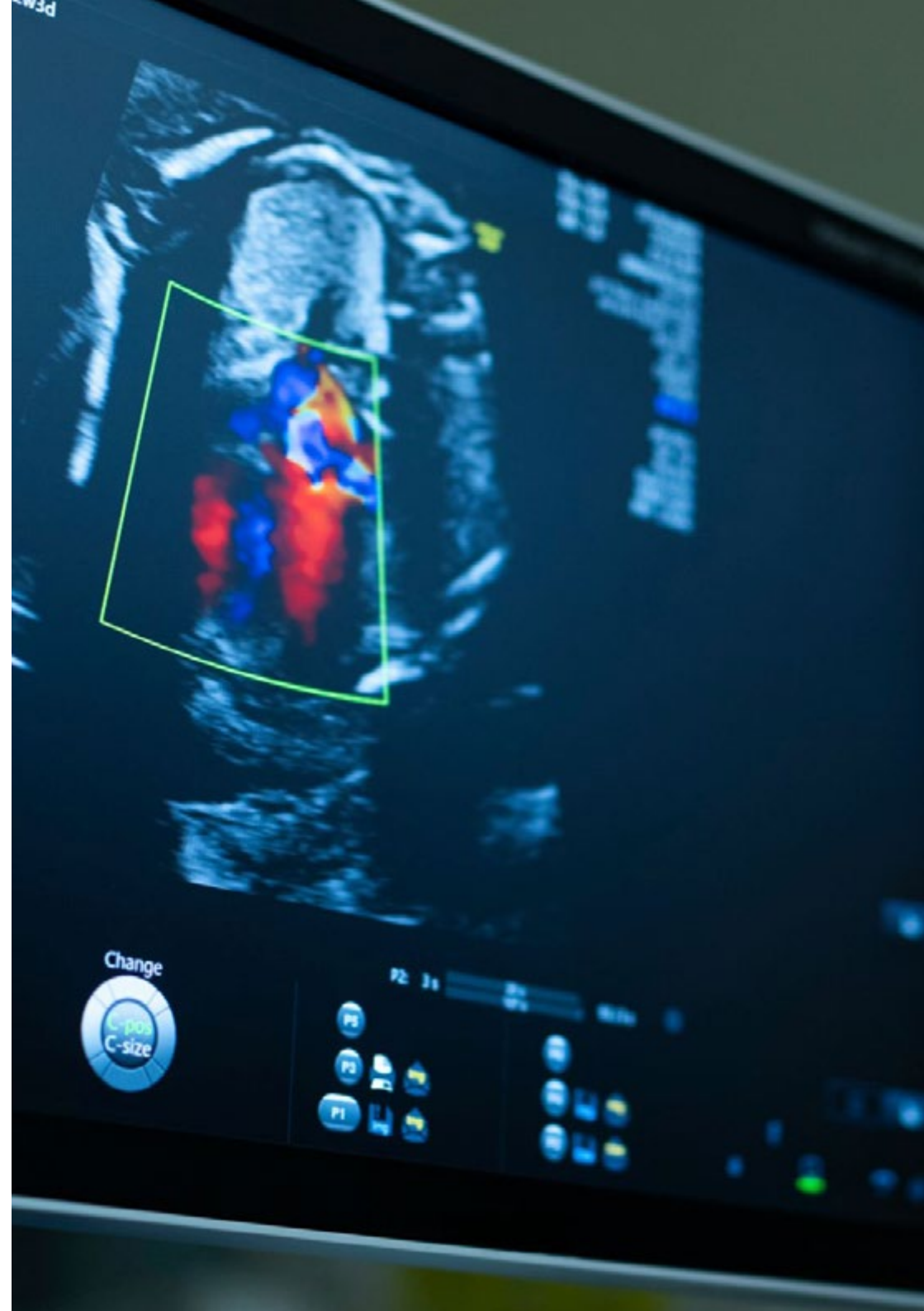
06 General Conditions

Civil Liability Insurance

This institution's main concern is to guarantee the safety of the trainees and other collaborating agents involved in the internship process at the company. Among the measures dedicated to achieve this is the response to any incident that may occur during the entire teaching-learning process.

To this end, this educational entity undertakes to take out civil liability insurance to cover any eventuality that may arise during the internship during the stay at the internship center.

This liability policy for interns will have broad coverage and will be taken out prior to the start of the practical training period. That way professionals will not have to worry in case of having to face an unexpected situation and will be covered until the end of the internship program at the center.



General Conditions of the Internship Program

The general terms and conditions of the internship agreement for the program are as follows:

1. TUTORIAL: During the Internship Program, students will be assigned with two tutors who will accompany them throughout the process, answering any doubts and questions that may arise. On the one hand, there will be a professional tutor belonging to the internship center who will have the purpose of guiding and supporting the student at all times. On the other hand, they will also be assigned with an academic tutor, whose mission will be to coordinate and help the students during the whole process, solving doubts and facilitating everything they may need. In this way, the student will be accompanied and will be able to discuss any doubts that may arise, both clinical and academic.

2. DURATION: the internship program will have a duration of three continuous weeks of practical training, distributed in 8-hour days, five days a week. The days of attendance and the schedule will be the responsibility of the center and the professional will be informed well in advance so that they can make the appropriate arrangements.

3. NON-ATTENDANCE: If the students does not show up on the start date of the Internship Program, they will lose the right to it, without the possibility of reimbursement or change of dates. Absence for more than two days from the internship, without justification or a medical reason, will result in the professional's withdrawal from the internship, therefore, automatic termination of the internship. Any problems that may arise during the course of the internship must be urgently reported to the academic tutor.

4. CERTIFICATION:Professionals who pass the Internship Program will receive a certificate accrediting their stay at the center.

5. EMPLOYMENT RELATIONSHIP: The Internship Program shall not constitute an employment relationship of any kind.

6. PRIOR EDUCATION: Some centers may require a certificate of prior education for the Internship Program. In these cases, it will be necessary to submit it to the TECH internship department so that the assignment of the chosen center can be confirmed.

7. NOT INCLUDED: The Internship Program will not include any element not described in the present conditions. Therefore, it does not include accommodation, transportation to the city where the internship takes place, visas or any other items not listed

However, students may consult with their academic tutor for any questions or recommendations in this regard. The academic tutor will provide the student with all the necessary information to facilitate the procedures in any case.

07 Certificate

This program will allow you to obtain your **Internship Program diploma in Obstetric and Gynecological Ultrasound** endorsed by **TECH Global University**, the world's largest online university.

TECH Global University is an official European University publicly recognized by the Government of Andorra (**official bulletin**). Andorra is part of the European Higher Education Area (EHEA) since 2003. The EHEA is an initiative promoted by the European Union that aims to organize the international training framework and harmonize the higher education systems of the member countries of this space. The project promotes common values, the implementation of collaborative tools and strengthening its quality assurance mechanisms to enhance collaboration and mobility among students, researchers and academics.

This **TECH Global University** title is a European program of continuing education and professional updating that guarantees the acquisition of competencies in its area of knowledge, providing a high curricular value to the student who completes the program.

Title: **Internship Program in Obstetric and Gynecological Ultrasound**

Duration: **3 weeks**

Attendance: **Monday to Friday, 8-hour consecutive shifts**

Accreditation: **5 ECTS**





Internship Program
Obstetric and Gynecological
Ultrasound

Internship Program Obstetric and Gynecological Ultrasound

