

# Internship Program

## Applied Mastology and Breast Cancer Treatment



**tech** global  
university

Internship Program  
Applied Mastology and Breast  
Cancer Treatment

# Index

01

Introduction

---

*p. 4*

02

Why Study an  
Internship Program?

---

*p. 6*

03

Objectives

---

*p. 8*

04

Educational Plan

---

*p. 10*

05

Where Can I Do the  
Internship Program?

---

*p. 12*

06

General Conditions

---

*p. 14*

07

Certificate

---

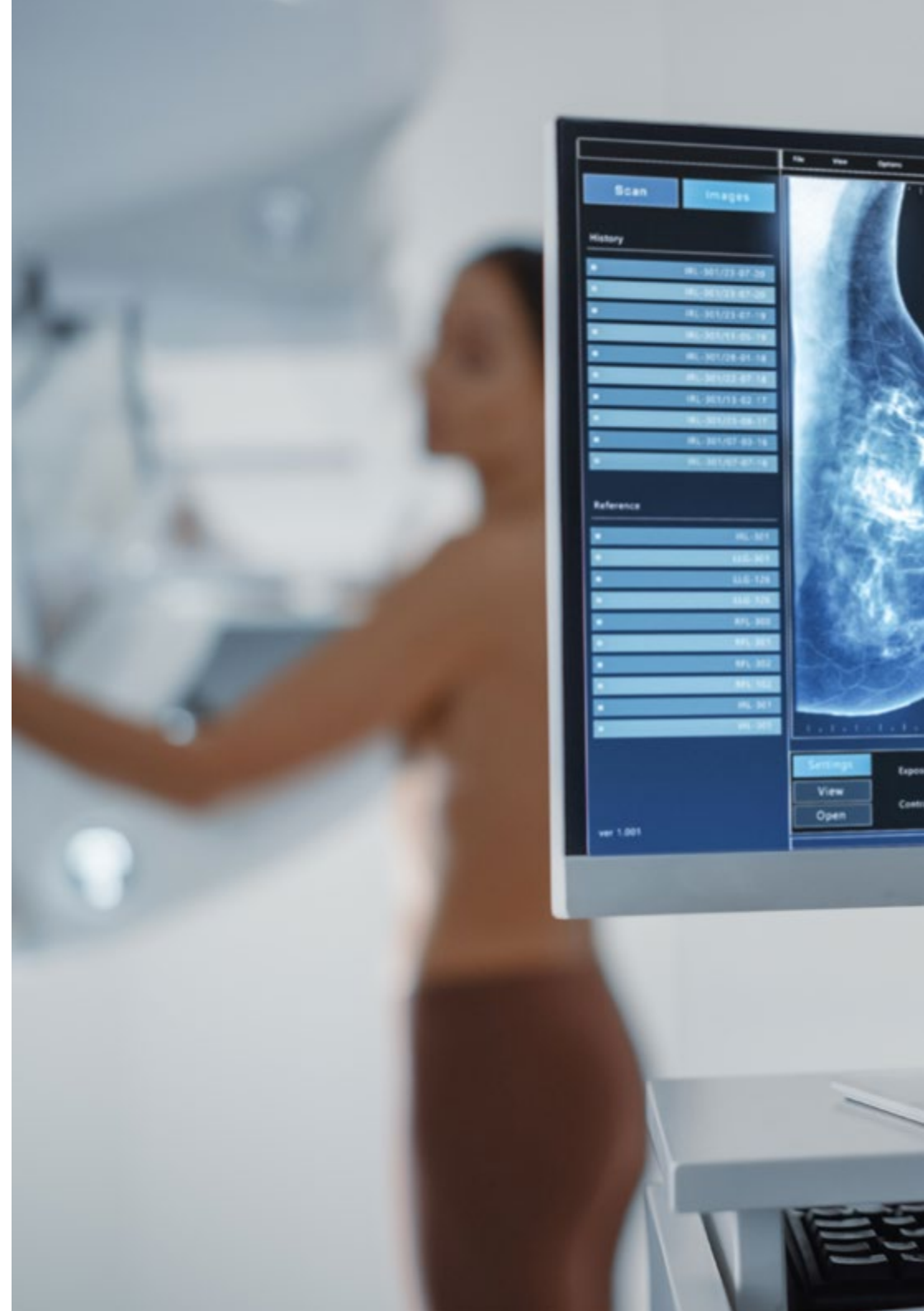
*p. 16*

# 01 Introduction

The high incidence of breast cancer has made Mastology one of the medical sciences with the greatest technological and clinical research. For this reason, a large number of innovations have emerged within this sector, dedicated to offering patients better diagnosis, treatment and follow-up of malignant tumors in the breast. The continuous evolution of this area of oncology has challenged specialists to keep themselves continuously updated. TECH wants to support them by means of an innovative study modality, 100% face-to-face, intensive and inverse, in which the graduate will have the opportunity to move to a prestigious hospital facility and, together with great experts, apply the most innovative practical techniques of the market on real patients.



*Learn in a 100% practical and real way, the most modern strategies clinical and therapeutic approach against Breast Cancer throughout this very complete Internship Program"*





Today, oncologists, and in particular surgeons, fighting breast cancer have new tools and techniques that facilitate tumor removal and surgical reconstruction of the breast. An example of this are extenders, devices that are becoming more and more widespread to expand breast tissue and use it in the aesthetic rehabilitation of patients. Another element of continuous modernization in this field is the increase in pharmacological therapies, with anti-HER2 drugs being a powerful alternative to invasive procedures against mammary neoplasms.

At present, there are also multiple degrees that include these advances, but, to the dissatisfaction of physicians, they have a high theoretical load that does not meet their interests and needs for improvement. Specialists face the challenge of incorporating all these innovations into their daily professional practice immediately and with full guarantees. To help them achieve this goal, TECH has designed an innovative, 100% face-to-face, comprehensive and immersive academic modality that will allow its graduates to acquire complex skills within this professional field.

The student will attend, for 3 weeks, a prestigious hospital institution with a healthcare team of recognized trajectory in the approach to Mastology. These experts will share their experiences and, at the same time, provide you with sophisticated surgical tools and up-to-date procedures. In short, through this Internship Program, the oncologist will be updated in this field with maximum guarantees and will be able to take his new knowledge to the working practice with the greatest speed and safety for his real patients.

# 02

## Why Study an Internship Program?

Scientific innovations and research in breast cancer save thousands of lives each year. Based on them, non-invasive procedures have been developed with advantageous results and highly feasible surgical strategies. To master all these aspects, the medical oncologist must remain up to date with the latest strategies and equipment. Aware of these needs, TECH has devised a program capable of leading you to professional excellence. For this purpose, it relies on a 100% face-to-face and intensive learning methodology, where the student will complete 3 weeks Internship Program in a prestigious health care and with the accompaniment of recognized experts.



*TECH offers you the latest treatments to prevent, treat and follow up Breast Cancer. Don't miss opportunity and enroll now"*

### 1. Updating from the latest technology available

The most cutting-edge surgical techniques for the field of Oncology and Breast Cancer Treatment are collected in this excellent Internship Program. Also, throughout the 3 weeks of this program, physicians will be able to holistically master the most complex technologies available to them.

### 2. Gaining In-Depth Knowledge from the Experience of Top Specialists

During this intensive face-to-face stay, graduates will have direct contact with leading experts in the oncological and surgical fields. They will also have an assistant tutor, with their updated knowledge and more complex skills in relation to that academic area. This supervisory figure will be in charge of involving the physician in the different work dynamics of the sector.

### 3. Entering First-Class Clinical Environments

Through a thorough analysis of the academic landscape, TECH has chosen the best medical facilities for this Internship Program. These healthcare institutions apply innovative strategies and technologies for the management of patients with breast cancer. At the same time, they have the most qualified experts in this field of knowledge.



#### 4. Putting the acquired knowledge into daily practice from the very first moment

TECH wants to provide you in a fast and flexible way with the most requested professional skills related to Breast Cancer management. To this end, it has configured a 100% practical learning model that distinguishes it from other academic curricula where long hours of theory are the norm. These skills will be of great use to graduates in their future work, taking them to the forefront of their profession.

#### 5. Expanding the Boundaries of Knowledge

TECH offers the possibility of carrying out this Internship Program in centers of international importance. In this way, the specialist will be able to expand his frontiers and keep up to date with the best professionals, who practice in first class medical centers and in different continents.



*You will have full practical immersion  
at the center of your choice"*

# 03 Objectives

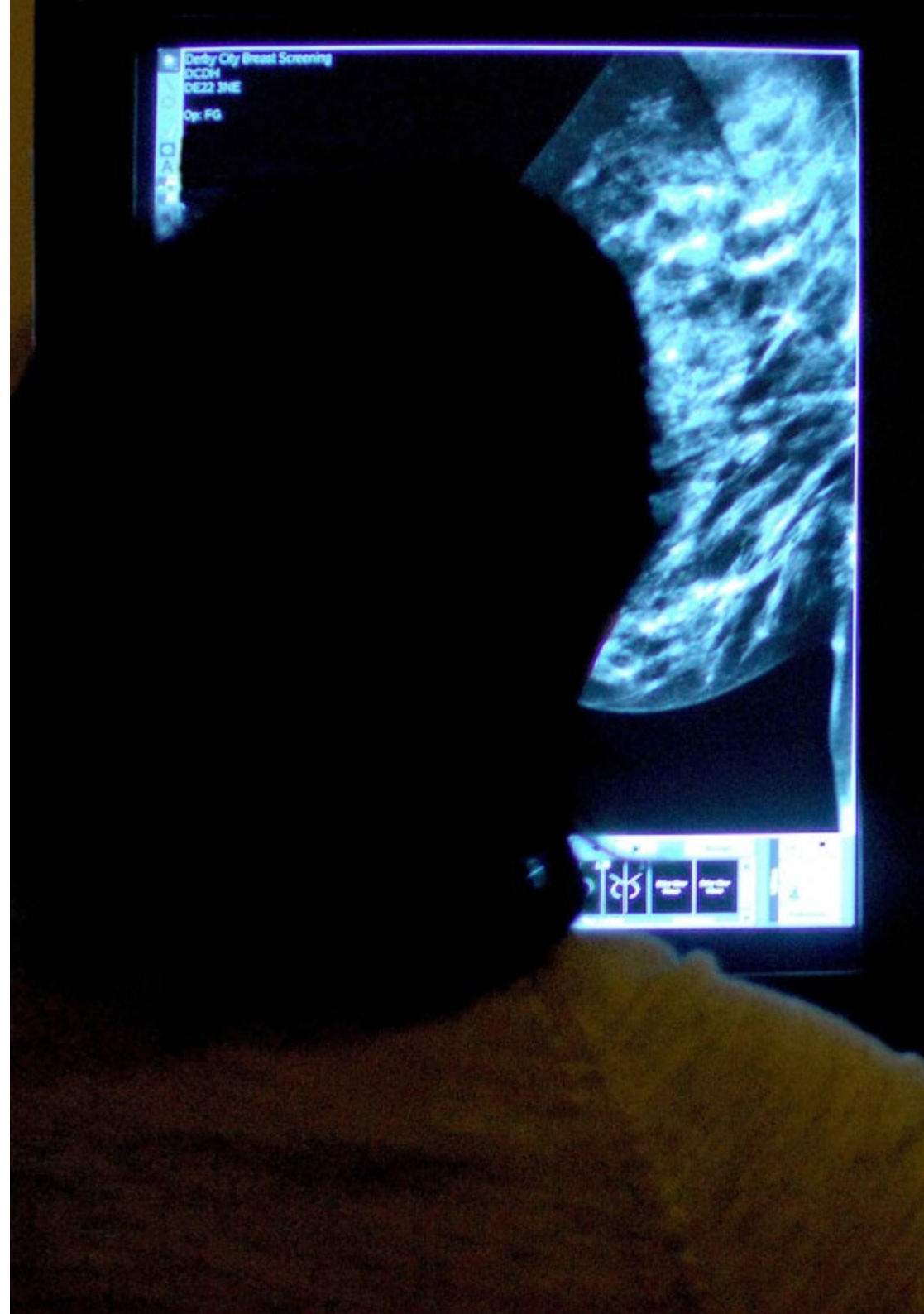
The goal of this qualification is to incorporate in a fast and flexible way the practical skills indispensable for the treatment of Breast Cancer and the performance of Applied Mastology. Throughout this intensive on-site stay, the physician will also master the most complex technologies on the market for this area of care.



## General Objectives

---

- ♦ To improve their skills in intervention and management of breast cancer patients according to the most current and innovative therapies in the field of oncology
- ♦ To master the concepts of embryology, anatomy, physiology and genetics applicable to the breast and the biological aspects related to cancer
- ♦ To learn about early diagnostic techniques and breast pathology, and to recognize the different histologic types of malignant benign breast tumors
- ♦ To apply prophylactic medical treatments for breast cancer
- ♦ To establish a series of alternatives for the management of benign breast pathology and malignant
- ♦ To understand the aspects related to research and clinical trials in breast pathology







## Specific Objectives

---

- To identify detail about the latest advances in diagnostic and interventional breast surgery
- To delve into the characteristics of mammary embryology to obtain a broad and exhaustive knowledge of its characteristics
- To manage all the multidisciplinary teams and platforms related to mastology
- To delve into the key points of vascularization in skin and areola preservation, as well as muscle preservation and local flaps
- To study the radiological anatomy of the breast region and donor sites in reconstructive surgery
- To develop chemotherapeutic treatments for breast carcinoma
- To apply different appropriate molecular techniques in each specific clinical case
- To know the latest scientific evidence related to the treatment of fibroepithelial and mesenchymal tumors
- To have adequate medical knowledge to identify the different types of breast malformations and their characteristics
- To provide tools to deal with situations of poor response and recurrence
- To learn how to deal with metastatic breast cancer
- To highlight the basics of breast conserving surgery and the incidence of lumpectomy
- To identify the most current drugs in the treatment of malignant breast pathology, focusing on antibiotic and thromboembolic prophylaxis
- To describe the current modified radical mastectomy, with special emphasis on its indications and alternatives
- To implement the latest strategies and techniques in augmentation, reduction and mammopexy
- To understand the importance of specialized scar management with patients who have undergone plastic and reconstructive surgery
- To specify the indications for treatment with radiotherapy in patients with breast cancer
- To know the new techniques of partial breast irradiation: IORT, SBRT and External Beam Radiation Therapy
- To delve into targeted therapies based on personalized diagnosis through genetic testing



*This Internship Program gives you the opportunity to work in a hospital environment, working with real patients, with the guarantee of a practical preparation of the highest scientific level"*

# 04

## Educational Plan

The Internship Program's itinerary consists of 3 weeks of 8-hour workdays, Monday through Friday. Throughout this period, the physician will visit an institution equipped with the latest technological and assistance resources to fight Breast Cancer. For this educational process, TECH has selected medical institutions of international prestige that will host the graduate and allow him/her access to real patients and complex procedures with the goal of developing competitive skills.

In this training proposal, completely practical in nature, the activities are aimed at the development and improvement of the competencies necessary for the provision of health care to patients who require various treatments for breast cancer, and are oriented to the specific training for the exercise of the activity, in an environment of safety for the patient and high professional performance.

The internship, 100% face-to-face and immersive, will turn the medical professional into an eminent professional, thanks to the support of an assistant tutor and a team of experts with distinguished prestige. Upon completion of this degree, physicians will be able to apply everything they have learned immediately in the operating or consulting room where they perform their daily work.

The practical teaching will be carried out with the active participation of the student performing the activities and procedures of each area of competence (learning to learn and learning to do), with the accompaniment and guidance of teachers and other training partners to facilitate teamwork and multidisciplinary integration as transversal competencies for the praxis of hematology (learning to be and learning to relate).

The procedures described below will form the basis of the practical part of the training, and their implementation is subject to both the suitability of the patients and the availability of the center and its workload, with the proposed activities being as follows:



*Receive specialized education in an institution that can offer you all these possibilities, with an innovative academic program and a human team that will help you develop your full potential”*



Module	Practical Activity
<b>Embryology Techniques and early detection of Breast Cancer</b>	Detect Breast Cancer using computerized mammography to identify tumors in their early stages
	Screening high-risk patients with magnetic resonance imaging of the breasts
	Determine the molecular types of breast cancer and the subtypes of triple-negative breast cancer by biopsy and cytology examinations
	Identify lumps using the updated clinical breast examination technique
<b>Surgical treatments against Breast Cancer</b>	Accessing hard-to-reach breast tumors using the harpoon localization technique for surgery
	Remove adjacent lymph nodes by means of sentinel lymph node biopsy
	Apply radical mastectomy in patients with advanced tumor stage
<b>Reconstruction Surgery of the Cancer-affected Breast</b>	Indicate breast reconstruction surgery with implants for patients in whom it has been possible to achieve greater conservation of the anatomical area of the breast
	Reconstructing the operated breast by back, abdominal and buttock flap techniques in patients with abundant tissue removal
	Use of tissue expanders for reconstruction of the mastectomized breast
	Reconstruct the nipple-areola complex using a skin graft from the groin and collateral nipple
<b>therapeutic alternatives for Breast Cancer</b>	Implement anti-HER2 hormone treatment to inhibit tumor cell growth in the breast
	Initiate chemotherapy treatment by peripherally inserted catheter and Port-a-Cath
	Use advanced and aromatase inhibitor-based pharmacological therapies and tamoxifen
	To select radiopharmaceuticals and radiotherapeutic protocols in general that best suited to the patient's breast cancer status

# 05 Where Can I Do the Internship Program?

In order to provide the best practical learning, TECH has coordinated a face-to-face and intensive stay in one of the most prestigious hospital institutions in reference to Breast Cancer treatment and Mastology. These facilities are equipped with the most sophisticated and modern tools for this kind of clinical and surgical approaches. At the same time, physicians will have the opportunity to choose the center that best suits their geographic location and academic interests.




*The most innovative treatments in related to cancer treatment will be at your fingertips in this very complete Internship Program"*





The student will be able to do this program at the following centers:



**Medicine**

### Hospital HM Modelo

Country	City
Spain	La Coruña


Address: Rúa Virrey Osorio, 30, 15011, A Coruña

Network of private clinics, hospitals and specialized centers distributed all over the Spanish geography.

---

**Related internship programs:**

- Anaesthesiology and Resuscitation
- Palliative Care



**Medicine**

### Hospital HM Regla

Country	City
Spain	León


Address: Calle Cardenal Landázuri, 2, 24003, León

Network of private clinics, hospitals and specialized centers distributed all over the Spanish geography.

---

**Related internship programs:**

- Update on Psychiatric Treatment in Minor Patients



**Medicine**

### HM CIOCC - Centro Integral Oncológico Clara Campal

Country	City
Spain	Madrid


Address: Calle de Oña, 10, 28050, Madrid

Network of private clinics, hospitals and specialized centers distributed all over the Spanish geography.

---

**Related internship programs:**

- Gynecologic Oncology
- Clinical Ophthalmology



**Medicine**

### HM CIOCC Barcelona

Country	City
Spain	Barcelona


Address: Avenida de Vallcarca, 151, 08023, Barcelona

Network of private clinics, hospitals and specialized centers distributed all over. The Spanish Geography

---

**Related internship programs:**

- Advances in Hematology and Hemotherapy
- Oncology Nursing



**Medicine**

### HM CIOCC Galicia

Country	City
Spain	La Coruña

Address: Avenida das Burgas, 2, 15705, Santiago de Compostela

Network of private clinics, hospitals and specialized centers distributed all over the Spanish geography.

---

**Related internship programs:**

- Gynecologic Oncology
- Clinical Ophthalmology

# 06

## General Conditions

### Civil Liability Insurance

This institution's main concern is to guarantee the safety of the trainees and other collaborating agents involved in the internship process at the company. Among the measures dedicated to achieve this is the response to any incident that may occur during the entire teaching-learning process.

To this end, this entity commits to purchasing a civil liability insurance policy to cover any eventuality that may arise during the course of the internship at the center.

This liability policy for interns will have broad coverage and will be taken out prior to the start of the practical training period. That way professionals will not have to worry in case of having to face an unexpected situation and will be covered until the end of the internship program at the center.



## General Conditions of the Internship Program

The general terms and conditions of the internship agreement for the program are as follows:

**1. TUTOR:** During the Internship Program, students will be assigned with two tutors who will accompany them throughout the process, answering any doubts and questions that may arise. On the one hand, there will be a professional tutor belonging to the internship center who will have the purpose of guiding and supporting the student at all times. On the other hand, they will also be assigned with an academic tutor, whose mission will be to coordinate and help the students during the whole process, solving doubts and facilitating everything they may need. In this way, the student will be accompanied and will be able to discuss any doubts that may arise, both clinical and academic.

**2. DURATION:** The internship program will have a duration of three continuous weeks, in 8-hour days, 5 days a week. The days of attendance and the schedule will be the responsibility of the center and the professional will be informed well in advance so that they can make the appropriate arrangements.

**3. ABSENCE:** If the students does not show up on the start date of the Internship Program, they will lose the right to it, without the possibility of reimbursement or change of dates. Absence for more than two days from the internship, without justification or a medical reason, will result in the professional's withdrawal from the internship, therefore, automatic termination of the internship. Any problems that may arise during the course of the internship must be urgently reported to the academic tutor.

**4. CERTIFICATION:** Professionals who pass the Internship Program will receive a certificate accrediting their stay at the center.

**5. EMPLOYMENT RELATIONSHIP:** The Internship Program shall not constitute an employment relationship of any kind.

**6. PRIOR EDUCATION:** Some centers may require a certificate of prior education for the Internship Program. In these cases, it will be necessary to submit it to the TECH internship department so that the assignment of the chosen center can be confirmed.

**7. DOES NOT INCLUDE:** The Internship Program will not include any element not described in the present conditions. Therefore, it does not include accommodation, transportation to the city where the internship takes place, visas or any other items not listed.

However, students may consult with their academic tutor for any questions or recommendations in this regard. The academic tutor will provide the student with all the necessary information to facilitate the procedures in any case.

# 07 Certificate

This program will allow you to obtain your **Internship Program diploma in Applied Mastology and Treatment of Breast Cancer** endorsed by **TECH Global University**, the world's largest online university.

**TECH Global University** is an official European University publicly recognized by the Government of Andorra ([official bulletin](#)). Andorra is part of the European Higher Education Area (EHEA) since 2003. The EHEA is an initiative promoted by the European Union that aims to organize the international training framework and harmonize the higher education systems of the member countries of this space. The project promotes common values, the implementation of collaborative tools and strengthening its quality assurance mechanisms to enhance collaboration and mobility among students, researchers and academics.

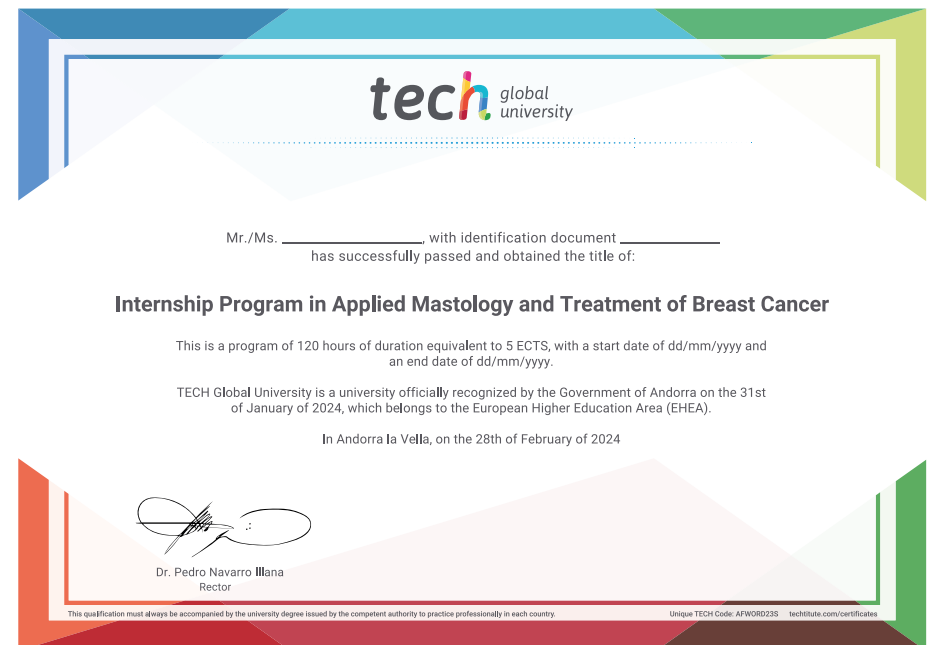
This **TECH Global University** title is a European program of continuing education and professional updating that guarantees the acquisition of competencies in its area of knowledge, providing a high curricular value to the student who completes the program.

Title: **Internship Program in Applied Mastology and Treatment of Breast Cancer**

Duration: **3 weeks**

Attendance: **Monday to Friday, 8-hour consecutive shifts**

Accreditation: **5 ECTS**







Internship Program  
Applied Mastology and Breast  
Cancer Treatment

# Internship Program

## Applied Mastology and Breast Cancer Treatment

