

Hybrid Professional Master's Degree

Update on Orthopedic
Surgery and Traumatology





Hybrid Professional Master's Degree

Update on Orthopedic Surgery and Traumatology

Modality: Hybrid (Online + Clinical Internship)

Duration: 12 months

Certificate: TECH Global University

60 + 5 créditos ECTS

Website: www.techtute.com/us/medicine/hybrid-professional-master-degree/hybrid-professional-master-degree-update-orthopedic-surgery-traumatology

Index

01

Introduction

p. 4

02

Why Study this Hybrid
Professional Master's Degree?

p. 8

03

Objectives

p. 12

04

Skills

p. 20

05

Course Management

p. 24

06

Educational Plan

p. 48

07

Clinical Internship

p. 54

08

Where Can I Do the
Clinical Internship?

p. 60

09

Methodology

p. 66

10

Certificate

p. 74

01

Introduction

From the most advanced scientific and technological research developments, Orthopedic Surgery and Traumatology have undergone a spectacular development in recent years. The specialist who intervenes in this field is obliged to incorporate them into his praxis in order to be able to offer the best prognosis to his patients. In this exceptional program, you will learn all about advances in molecular biology, biomaterials, diagnostic imaging techniques and minimally invasive accesses that have been fully integrated into the program. In particular, from the theoretical knowledge that makes up this set of professional skills and, then, from the practical application during the period of face-to-face stay in a first-line hospital.





“

This Hybrid Professional Master's Degree offers an exceptional preparation in which theoretical learning is complemented by high quality practical content in a first class hospital"

The specialties of Orthopedic Surgery and Traumatology are constantly being renewed. The volume of information in these fields increases exponentially every year and it is impossible for professionals to keep up to date in all areas without experienced pedagogical guidance. Although there are many educational programs in this healthcare field, there are few didactic experiences that deepen the assimilation of the practical tasks of the sector. In this context, this Hybrid Professional Master's Degree from TECH has a positive impact by facilitating theoretical assimilation based on innovative contents and learning methods, and at the same time, it offers a practical and face-to-face stay in first class hospital facilities.

This program of studies delves into novel techniques such as joint replacements, spine surgery, arthroscopic, reparative or fracture management through osteosynthesis. At the same time, it examines the most advanced surgical equipment such as robotic and laparoscopic machines that facilitate the minimally invasive intervention of different orthopedic and traumatological complications. Through the mastery of all these skills, the specialist will analyze the most excellent methodologies to ensure the recovery of patients affected by various pathologies of the locomotor system.

This program is composed of two major educational moments. The first of these, from a more conventional point of view, delves into the theoretical study of the subject matter. The latter will be available on a 100% online and interactive platform, from where students will be able to access all the subjects with the simple help of a device connected to the Internet. In addition, methods such as Relearning will facilitate the development of essential knowledge in a fast and flexible way. On the other hand, in the practical phase, the student will join an institution specialized in the care of patients with orthopedic injuries and traumatological complications. This on-site and intensive stay will be extended for 3 weeks, from Monday to Friday, in 8-hour days. At the same time, students will be in direct contact with top professionals in the sector, acquiring first-hand practical skills.

This **Hybrid Professional Master's Degree in Orthopedic Surgery and Traumatology** contains the most complete and up-to-date scientific program on the market. The most important features include:

- ♦ Development of more than 100 clinical cases presented by professionals in this area of work and university professors with extensive experience and experience
- ♦ The graphic, schematic and eminently practical contents of the book contain scientific and assistance information on those medical disciplines that are essential for professional practice
- ♦ Comprehensive systematized action plans for major pathologies
- ♦ Presentation of practical workshops on procedures diagnosis, and treatment techniques
- ♦ An algorithm-based interactive learning system for decision-making in the clinical situations presented throughout the course
- ♦ Practical clinical guides on approaching different pathologies
- ♦ Special emphasis on test-based medicine and research methodologies
- ♦ All this will be complemented by theoretical lessons, questions to the expert, debate forums on controversial topics, and individual reflection assignments
- ♦ Content that is accessible from any fixed or portable device with an Internet connection
- ♦ In addition, you will be able to carry out a clinical internship in one of the best hospitals in the world



Enjoy an intensive 3-week stay and acquire all the knowledge to grow personally and professionally"

“

Through this program you will be able to complete your training by doing your internship in a hospital equipped with the technological means and approaches of the future, with the best medical technology and alongside renowned specialists in this medical field"

In this Hybrid Professional Master's Degree proposal, of a professionalizing nature and blended learning modality, the program is aimed at updating medical professionals in the field of Orthopedic Surgery and Traumatology. The contents are based on the latest scientific evidence, and oriented in a didactic way to integrate theoretical knowledge into practice, and the theoretical-practical elements will facilitate the updating of knowledge and will allow decision making in patient management.

Thanks to its multimedia content developed with the latest educational technology, they will allow the Orthopedics and Traumatology professional a situated and contextual learning, that is to say, a simulated environment that will provide an immersive learning programmed to train in real situations. This program is designed around Problem-Based Learning, whereby the professional must try to solve the different professional practice situations that arise throughout the program. For this purpose, the student will be assisted by an innovative interactive video system created by renowned experts.

During its first phase, this Hybrid Professional Master's Degree applies the most efficient resources to allow the student a constant progress that not only completes your knowledge, but also allows you to learn to develop it in an autonomous and self-recycled way.

In its practical part, you will learn from active participation in all clinical areas of interest to the professional, incorporating rapid and efficient response skills, essential for work in the hospital area.



02

Why Study this Hybrid Professional Master's Degree?

The healthcare field constantly demands professionals specialized in the different specialties of Orthopedic Surgery and Traumatology. TECH, aware of this, has developed a program of excellence where the most updated techniques for the diagnosis and therapy of various complications of the locomotor system are collected. In addition, it delves into the most innovative equipment in the sector. To meet this objective, this program offers advanced theoretical subjects as well as a practical and face-to-face stay in renowned hospital institutions. In this way, they will also have access to leading specialists in this professional area and will learn, first-hand, their most frequent work methodologies.



“

TECH offers you a unique learning opportunity in which you will be able to join prestigious healthcare institutions in the orthopedic and trauma surgical care of patients with severe damage to their locomotor system"

1. Updating from the latest technology available

Orthopedic and Traumatologic Surgery has experienced a dizzying rise in recent years due to the development of laparoscopic technologies for non-invasive surgical techniques. These tools have proven to be very useful for the removal of malignant tumors of varying complexity and anatomical transplants.

2. Gaining In-Depth Knowledge from the Experience of Top Specialists

TECH provides personalized teaching guidance in all educational phases of this program. Learn the theoretical framework of this Hybrid Professional Master's Degree, students have the best faculty to clarify their doubts and concepts of interest. On the other hand, during the internship in a prestigious medical center, the student will have a designated tutor who will help him/her to integrate holistically into the dynamics of care.

3. Entering First-Class Clinical Environments

TECH carefully selects all available centers for its Internship Programs. Thanks to this, the specialist will have guaranteed access to a rigorous environment in the areas of Orthopedic Surgery and Traumatology. In this way, you will be able to see the day-to-day work of a demanding and exhaustive area of work, always applying the latest scientific theses and postulates in its work methodology.





4. Combining the Best Theory with State-of-the-Art Practice

This training provides its students with the assimilation of the most updated theoretical contents in the surgical field of Orthopedics and Traumatology through a 100% online training and free of restrictive schedules. At the same time, students will be able to develop the assimilated knowledge in practice in a highly prestigious health facility for 3 weeks.

5. Expanding the Boundaries of Knowledge

This academic program offers its students a link with renowned centers in the field of orthopedics and traumatology from the international sphere. Thus, each specialist can expand the frontiers of their knowledge based on the network of contacts and collaborations of TECH, the largest digital university in the world.

“

*You will have full hands-on immersion
at the center of your choice”*

03 Objectives

The objective of this program is none other than to serve as a guide for the graduate in their update based on the exhaustive knowledge of the scientific evidence that has been emerging in the area of Traumatology. For this purpose, TECH will provide you with the latest information, extracted from the main sources and taking as a reference the professional criteria of the team of medical experts at the university's disposal.





“

The perfect program to update your professional practice in the recognition of round cell lesions in a theoretical and practical way”



General Objective

- This Hybrid Professional Master's Degree program will help the medical professional to identify the main changes in treatments in Orthopedic Surgery and Traumatology, based on the latest scientific evidence. In addition, it will help you to differentiate the pathologies in the spine, as well as to implement the most effective treatments of the moment in your practice. Thanks to its intensive nature, the doctor will be able to perfect his professional skills in a guaranteed way, in order to offer a clinical service of the highest level

“

Enroll now and advance in your field of work with a comprehensive program that will allow you to put into practice everything you have learned”





Specific Objectives

Module 1. General Aspects

- ♦ Define the ethical aspects of Orthopedic Surgery and Traumatology
- ♦ Apply the criteria of Evidence-Based Medicine when choosing the correct treatment in orthopedic surgery and traumatology
- ♦ Update knowledge of antibiotic prophylaxis
- ♦ Correctly apply the thromboprophylaxis guidelines in orthopedic surgery and traumatology
- ♦ Update knowledge of blood-saving policies used
- ♦ Distinguish the different applications of cell cultures in Orthopedics and Traumatology
- ♦ Explain in which cases it is correct to use BMPs in Orthopedics and Traumatology
- ♦ Interpret the clinical evidence on platelet-rich plasma in tendon and joint pathology

Module 2. Foot and Ankle

- ♦ Review latest evidence on forefoot minimally invasive surgery
- ♦ Review surgical techniques for flatfoot in adults
- ♦ Review surgical techniques in pes cavus
- ♦ Update knowledge on hindfoot pathology
- ♦ Review the steps to follow in foot and ankle arthrodesis
- ♦ Review of the different types of congenital malformations
- ♦ Classify degrees of diabetic foot injuries and correct treatment in each case
- ♦ Explain the reasons for ankle instability and decide on the right treatment
- ♦ Distinguish and classify ligament injuries
- ♦ Review reconstructive techniques
- ♦ Recognize ankle impingement syndrome
- ♦ Recognize the correct steps to follow in the event of osteochondral lesions

- ♦ Recognize the correct steps to follow in case of tibial pylon fracture and ankle fracture
- ♦ Recognize the correct steps to follow in case of fractures and dislocations of the calcaneus and talus
- ♦ Recognize the correct steps to follow in case of midfoot and forefoot fractures and dislocations

Module 3. Infections

- ♦ Recognize spondylodiscitis and vertebral infections
- ♦ Adapt the basics for diagnosing infections of the locomotor system to the specific needs of each patient
- ♦ Identify spondylodiscitis and vertebral infections
- ♦ Revise the current status of the surgical approach in Total Knee Replacements and Total Hip Replacements
- ♦ Gain up-to-date knowledge on the antibiotic management of a patient with an osteoarticular infection

Module 4. Tumors of the Locomotor System

- ♦ Perform correct imaging diagnosis of locomotor system tumors
- ♦ Perform a differential diagnosis of benign and potentially aggressive tumors
- ♦ Distinguish in which cases the radiofrequency ablation technique should be used
- ♦ Identify malignant tumors of bone and cartilage origin
- ♦ Recognize round cell lesions
- ♦ Adapt the basics of surgical treatment of musculoskeletal tumors of the locomotor system to the specific needs of each patient
- ♦ Establish a correct diagnostic and therapeutic approach to bone metastases

- ♦ Review and update knowledge on the management of vertebral tumors
- ♦ Interpret the important aspects of tumors
- ♦ Identify bone and soft tissue tumors and their correct treatment
- ♦ Classify and apply appropriate treatment in tendinitis, tenosynovitis, tendon cysts and tendon tumors
- ♦ Interpret the important aspects of tumors

Module 5. knee

- ♦ Review the meniscal suture technique
- ♦ Revise the techniques and indications in a meniscal transplant
- ♦ Analyze actions to be taken in case of degenerative meniscal tears
- ♦ Review the current evidence on surgical treatment
- ♦ Review the current evidence on conservational treatment
- ♦ Evaluating anterior knee pain syndrome
- ♦ Assess proximal and distal stabilization techniques in patellar instability
- ♦ Medial patellofemoral ligament plasty in patellar instability
- ♦ Establish criteria to monitor complications and failures of patellar stabilization techniques
- ♦ Recognize indications and action guidelines for extensor apparatus rupture and reconstruction techniques
- ♦ Evaluate extensor device transplantation procedure
- ♦ Review high and low patella reconstructive techniques
- ♦ Review primary knee prosthesis technique
- ♦ Analyze the MIS approach in knee arthroplasty
- ♦ Understand new designs in the total prosthesis of the knee
- ♦ Apply indications and surgical techniques in unicompartmental prosthesis
- ♦ Interpret management of femoral defects and total knee replacement
- ♦ Interpret management of tibial defects and total knee replacement

- ♦ Apply indications and surgical techniques in constrained and semi-constrained knee prostheses
- ♦ Apply indications and surgical techniques in knee denervation in painful total knee replacements
- ♦ Review the technique of arthroscopic knee mosaicplasty
- ♦ Identify the correct sequence of steps to be followed in the implantation of chondrocyte culture in articular pathology in the knee
- ♦ Evaluate microfracture performance in chondral pathology of the knee

Module 6. Pelvis, Hip and Femur

- ♦ Recognize and apply appropriate treatment in fractures of the pelvis and acetabulum
- ♦ Recognize and apply appropriate treatment in fractures of the hips
- ♦ Review latest evidence on the hip arthroscopy technique for femoral head fractures
- ♦ Review implementation techniques in hip fractures in osteoporotic patients
- ♦ Recognize and apply the appropriate treatment in diaphyseal fractures of the femur
- ♦ Recognize and apply appropriate treatment in periprosthetic fractures
- ♦ Identify the differences between the minimally invasive approaches to hip arthroplasty
- ♦ Review total hip replacement in patients with developmental dysplasia of the hip
- ♦ Interpreting results in painful hip prostheses
- ♦ Check total hip replacement
- ♦ Correctly perform the sequence of hip arthrodesis reconversion steps in an arthroplasty
- ♦ Review reconstructive techniques in total hip replacement dislocation
- ♦ Identify femoroacetabular impingement syndrome
- ♦ Review the anterior hip approach with mini-open technique in femoroacetabular impingement
- ♦ Recognize the appropriateness of performing acetabular osteotomies

- ♦ Recognize the appropriateness of performing femoral neck and pertrochanteric osteotomies
- ♦ Review percutaneous surgical techniques in tendon friction syndromes around the hip
- ♦ Identify avascular necrosis of the femoral head
- ♦ Review indications and surgical techniques in femoral osteotomies

Module 7. Spinal Column

- ♦ Recognize the biopsychosocial model in musculoskeletal pathology
- ♦ Classify and update performance measurement systems in Orthopedic Surgery and Traumatology
- ♦ Correctly interpret results in interventional radiology of musculoskeletal pathology
- ♦ Recognize the current concepts of Neurophysiology in Orthopedic Surgery
- ♦ Confirm that the information we have on the treatment of herniated discs is up to date
- ♦ Identifying and recognizing cervical myelopathy
- ♦ Explain the steps to be followed in an anterior cervical corpectomy
- ♦ List the steps to be followed for posterior fixation with pedicle screws and lateral masses
- ♦ Compare the different types of cervical disc prostheses
- ♦ Classify fractures of the cervical column
- ♦ Recognize and classify a lumbar disc hernia and lumbar spinal stenosis
- ♦ Examine the anterior access to the thoracic spine by thoracoscopy
- ♦ Evaluate extraforaminal lumbar disc herniation with paravertebral access
- ♦ Examine the posterior approach for a thoracolumbar corpectomy
- ♦ Confirm that the knowledge we have on scoliosis is up to date
- ♦ Distinguish between ponte osteotomies and arthrodesis in Scheuermann's disease
- ♦ Classification of sagittal spinal alterations
- ♦ Recognize the different degrees of spondylolisthesis
- ♦ Review the steps to be followed in a minimally invasive TLIF lumbar arthrodesis
- ♦ Recognize and classify the different degrees of disc degeneration

Module 8. Shoulder and Elbow

- ♦ Apply percutaneous treatment of thoracolumbar vertebral fractures according to the latest recommendations
- ♦ Distinguish clavicle, scapula and humeral head fractures, as well as deciding on the appropriate treatment for each case
- ♦ Differentiate between diaphyseal and distal humerus fractures
- ♦ Decide on the appropriate treatment of olecranon fractures, radial head fractures and dislocations
- ♦ Typify post-traumatic shoulder and elbow stiffness and decide the correct course of action
- ♦ Review shoulder instability and its diagnostic and therapeutic algorithm
- ♦ Apply arthroscopic stabilization of recurrent shoulder dislocation
- ♦ Apply monopolar radiofrequency in arthroscopic surgery of shoulder instability
- ♦ Recognize subacromial syndrome
- ♦ Apply reconstructive techniques in massive rotator cuff tears
- ♦ Recognize tenodesis techniques on the shoulder
- ♦ Compare and evaluate treatment options in shoulder prosthesis
- ♦ Update knowledge on the treatment of shoulder arthrodesis
- ♦ Describe the different types of elbow prosthesis
- ♦ Analyze the limitations and indications in elbow arthroscopy
- ♦ Examine new surgical techniques in epicondylitis and epitrochleitis
- ♦ Analyze supracondylar osteotomies in the correction of axial deviations

Module 9. Hand and Forearm

- ♦ Identify phalangeal and metacarpal fractures and select correct treatment
- ♦ Identify scaphoid and carpal bone fractures and select correct treatment
- ♦ Identify fractures of the distal end of the radius and select the correct treatment
- ♦ Identify ulna and radius diaphyseal fractures and select correct treatment
- ♦ Review therapeutic options in hand and forearm coverage flaps
- ♦ Evaluate compartment syndrome of the forearm
- ♦ Review and gain up-to-date knowledge on Kienböck disease
- ♦ Gain up-to-date knowledge on the interventions for wrist arthrodesis and partial carpal arthrodesis procedures
- ♦ Review techniques of carpectomy of the proximal carpal row
- ♦ Distinguish scaphoid pseudarthrosis
- ♦ Gain up-to-date knowledge on distal radioulnar pathology
- ♦ Recognize Dupuytren's disease and select a treatment according to its stage and severity
- ♦ Revise trachelectomy and hemitrachelectomy
- ♦ Describe percutaneous and ultrasound-guided techniques in synovial and tendon pathology
- ♦ Revise carpal tunnel syndrome
- ♦ Review the latest evidence on wrist arthroscopy technique
- ♦ Classify carpal instabilities
- ♦ Describe the pathology of the extensor apparatus of the fingers
- ♦ Analyze tendon transpositions. Paralytic hand
- ♦ Evaluate the reconstruction of flexor tendons





Module 10. Child Orthopedics

- ♦ Review indications, types and surgical techniques in tibial osteotomies in the pediatric patient
- ♦ Review indications and techniques in femoral osteotomy in the pediatric patient
- ♦ Review indications and surgical techniques for cushioning system implants in gonarthrosis in the pediatric patient
- ♦ Review the latest evidence on the management of lesser toe deformities and metatarsalgias
- ♦ Review the pathophysiology, clinic and approach to acute and chronic osteomyelitis in the pediatric patient
- ♦ Review the pathophysiology, clinical and therapeutic management of septic arthritis in the pediatric patient

“ You will work on the surgical approach to PTC and PTR infections through the most innovative and effective surgical guidelines”

04 Skills

This Professional Master's Degree will allow you to acquire the necessary and updated theoretical and practical skills in Orthopedic Surgery and Traumatology. A very complete approach, in a high-level master's degree, which makes the difference.





“

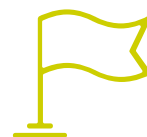
At the end of your theoretical course you will have learned the new ways of working in the fields of orthopedic surgery and traumatology and, with the internship, you will apply that knowledge in a highly efficient medical environment"



General Skills

- Understand knowledge that provides a basis or opportunity to be original in the development and/or application of ideas, often in a research context
- Apply acquired knowledge and problem-solving skills in new or unfamiliar environments within broader (or multidisciplinary) contexts related to the field of study
- Integrate knowledge and face the complexity of making judgments based on incomplete or limited information, including reflections on the social and ethical responsibilities related to the application of their knowledge and judgments
- Know how to communicate conclusions knowledge, and supporting arguments to specialized and non-specialized audiences in a clear and unambiguous way
- Acquire the learning skills that will enable further studying in a largely self-directed or autonomous manner





Specific Skills

- ♦ Master the diagnostic methodology and the necessary explorations in Orthopedic Surgery and Traumatology
- ♦ Manage the indications for treatment selection in TOC
- ♦ Learn about platelet-rich plasma and its applications
- ♦ Classifying orthopedic injuries
- ♦ Intervene in infections of the locomotor system
- ♦ Diagnose and treat musculoskeletal tumors
- ♦ Intervene in knee, pelvis, hip, femur and spine pathologies
- ♦ Manage shoulder, elbow, hand and forearm treatments
- ♦ Mastering updates in pediatric orthopedics



Boost your career path with holistic teaching, allowing you to advance both theoretically and practically”

05

Course Management

TECH has brought together a highly prestigious teaching staff for this program. All of them maintain an active link with first level medical centers where they apply the most updated techniques and tools of orthopedic and traumatological surgical practice. These teachers have chosen the contents of the syllabus, as well as the multimedia resources that will facilitate the student's rapid and flexible assimilation of new knowledge. In the practical phase, students will be accompanied by experts and a renowned adjunct tutor who will help them acquire skills of varying complexity.



“

This program puts within your reach the most prestigious and competitive teachers in the field of Orthopedic and Traumatologic Surgery”

International Guest Director

Dr. Michael Gardner is a leading international leader in the field of **Orthopedic Traumatology**, with an exceptional track record in both **practice** and **clinical research**. He is recognized for his expertise in the treatment of **fractures of the upper and lower limbs**, as well as the **pelvis**, the management of **pseudarthrosis** and **malunions**.

Of particular note is his work as **co-founder** and **CEO** of the **National Scoliosis Clinic**, a center that leverages **Artificial Intelligence** and **Telehealth** to transform the way **Scoliosis** is detected and managed. In addition, he has worked as an **Orthopedic Trauma surgeon** at the University of Washington and, since joining the staff at Stanford University, has held key roles, including **Head** of the **Orthopedic Trauma Service** and **Deputy Chairman** of the **Department of Orthopedic Surgery**.

He has also been internationally recognized for his **innovative research** and leadership in the development of **advanced surgical techniques**. In this way, he has patented **Systems and Methods for the Detection of Musculoskeletal Anomalies and Fractures; Bone Stabilizing Implants and Methods of Placement through the Joints; and Grafts for the Repair of Segmental Bone Defects**.

He has also been invited to participate in numerous national and international activities and has played important roles in various organizations, such as the **Orthopedic Trauma Association**. In addition, he has been honored with multiple **awards** and **recognitions** for his **excellence in research** and **service to the medical community**. In this regard, his research program has been recognized for its efficient and productive approach, with more than 100 published scientific articles, 38 book chapters and the edition of 5 textbooks.



Dr. Gardner, Michael J.

- Co-founder and CEO of National Scoliosis Clinic
- Orthopedic Traumatology Physician
- Deputy Chairman of the Department of Orthopedic Surgery at Stanford University
- Head of the Orthopedic Trauma Service at Stanford University
- Director of the Orthopedic Traumatology Research Program at Stanford University
- Surgeon of Orthopedic Traumatology at Washington University
- M.D., Drexel University
- B.S. in Chemistry from Williams College
- Member of: Association of Orthopedic Traumatology , AO Trauma ,American Orthopedic Association , Orthopedic Trauma Foundation ,Orthopedic Research Society , Western Orthopedic Association , California Orthopedic Association

“

Thanks to TECH you will be able to learn with the best professionals in the world”

Management



Dr. Julio Doménech Fernández

- ♦ Head of the Orthopedic Surgery and Traumatology Department of the at Arnau de Vilanova Hospital
- ♦ Head of Service, Lirios Hospital
- ♦ PhD in Medicine from the University of Valencia
- ♦ Master's Degree in Healthcare from the University of Valencia
- ♦ Specialist in Orthopedic Surgery and Traumatology at the Ramón y Cajal Hospital in Madrid
- ♦ Degree in Medicine from the University of Navarra
- ♦ Pro Academia Award of the European Society of NMR
- ♦ Best Paper Award from the Spine Society of Europe
- ♦ Spanish Spine Society Award (GEER)
- ♦ Head researcher in several research projects with competitive funding from public agencies

Professors

Dr. José Vicente Amaya Valero

- ♦ Medical Specialised in Orthopedic Surgery and Traumatology
- ♦ Traumatologist at the Hospital Nisa Virgen del Consuelo
- ♦ Traumatologist at Arts Clinic
- ♦ Teacher in studies of Nurses
- ♦ powerful at various medical congresses

Dr. Vicente Sanchís Alfonso

- ♦ Specialist in Orthopedic Surgery and Traumatology. 9 de Octubre Hospital
- ♦ Attending Physician. Service of Traumatology and Orthopedic Surgery. Arnau de Vilanova Hospital , Valencia
- ♦ Specialist in Orthopedic Surgery and Traumatology. Clinical University Hospital of Valencia
- ♦ Degree in Medicine and Surgery. Faculty of Medicine of the University of Valencia

Mr. Pedro Doménech Fernández

- ♦ Orthopedic La Fe and Polytechnic Hospital
- ♦ Orthopedic Surgeon at the Sant Joan de Déu Hospital
- ♦ Director of the Research Surgery and levels Unit at the Hospital Sant Joan Déu
- ♦ Orthopedic Surgeon in the Spine Unit at the Hospital Materno-Infantil de Barcelona
- ♦ Master's Degree in Health Business Administration and Management, Escuela Nacional de Sanidad, Ministry of Health
- ♦ Master's Degree in Bioethics at the University of La Laguna
- ♦ Master's Degree in Health Sustainability through Innovative Resource Management in University of Valencia
- ♦ Higher Diploma in Methodology of Clinical Research in the University
- ♦ Graduate in Medicine and Surgery from the Universidad de Navarra

Dr. Enrique Navarrete Faubel

- ♦ Orthopedic Surgeon and Traumatologist, specialist in Foot and Ankle Surgery at La Fe Hospital in Valencia
- ♦ Orthopedic Surgeon and Orthopedic Traumatologist in Fremap
- ♦ Degree in Medicine from the University of Valencia
- ♦ Member of the European Foot and Ankle Surgery
- ♦ Member of the Spanish Society of Orthopedic Surgery and Traumatology (SECOT)
- ♦ Member of the Spanish Society of Foot and Ankle Medicine and Surgery (SEMCP)
- ♦ Member of the Spanish Society of Occupational Traumatology (SETLA)
- ♦ Member of the Society of Traumatology and Orthopedic Surgery of the Autonomous Community of Valencia (SOTOCV)

Dr. Emilio Calvo Crespo

- ♦ Head of the Orthopedic Surgery and Traumatology Departments Niño Jesús University Hospital
- ♦ President of the Europe Society of Shoulder and Elbow Surgery
- ♦ Head of Orthopedic Surgery and Traumatology Surgery Service from Foundation Jiménez Díaz University Hospital
- ♦ Head of the Orthopedic Surgery and Traumatology Department of the the Villalba General University Hospital
- ♦ Author of 4 books related to his specialty and contributor to chapters in more than 60 works
- ♦ Director of numerous research projects

Mr. José Baeza Oliete

- ♦ Coordinator of the Locomotor System Septic Unit at the HU and Polytechnic of La Fe
- ♦ Physician Specialist in Orthopedic Surgery and Traumatology from, La Fe Polytechnic University Hospital
- ♦ Specialist Physician in Orthopedic Surgery and Traumatology, University Hospital of Valme
- ♦ Specialist in Orthopedic in Surgery and Traumatology at the Hospital Vithas Valencia 9 de Octubre
- ♦ Resident University La Fe University and Polytechnic Hospital
- ♦ Organizer of the Conference on Complex Joint Infections of the Valencian Community
- ♦ Lecturer in national and international conferences
- ♦ PhD in Medicine from the University of Valencia

Dr. Francisco Cabanes Soriano

- ♦ Orthopedic Surgeon and Traumatologist Expert in Lower Leg Injuries
- ♦ Clinical Chief of the Orthopedic Surgery and Traumatology Service of the Arnau-Llíria Hospital
- ♦ Specialist in Orthopedic Surgery and Traumatology at the Hospital at Arnau de Vilanova
- ♦ Author of several scientific publications
- ♦ Teacher in university studies of Medicine

Rosendo Ullot Font

- ♦ Pediatric Orthopedic Surgeon and Traumatologist
- ♦ Coordinator of Orthopedic Surgery and Traumatology at Sant Joan de Déu Hospital, Barcelona
- ♦ Specialist in the Nen Jesús Children's Clinic
- ♦ Professor of Physiotherapy at the Faculty of Medicine and Health Sciences at the UIC
- ♦ Member of the Spanish Society of External Fixation and Reconstructive Surgery of the Locomotor System

Mr. Antonio Darder Prats

- ♦ Clinical Chief Officer Arnau de Vilanova Hospital from Valencia
- ♦ Traumatology Director at Darder Clinic
- ♦ Traumatologist Specialist, 9 de Octubre Hospital
- ♦ Orthopedic and Traumatology Specialist at the Valencia Clinical University Hospital
- ♦ Degree in Medicine, Faculty of Medicine, Valencia
- ♦ Member of: Valencian Society of Traumatology and Orthopedics, Spanish Society of Traumatology and Orthopedics, Spanish Association of Arthroscopy, European Federation of Traumatology and Orthopedics, European Society of Sports Traumatology, Knee Surgery and Arthroscopy and International Society of Arthroscopy, Knee Surgery and Orthopedic Sports Medicine

Dr. Luís Gil Santos

- ♦ Head of R&D&I Department Hospital Intermutual de Levante
- ♦ PhD on Orthopedic Surgery and Traumatology
- ♦ Degree in Medicine and Surgery in the Literacy University of Valencia
- ♦ Member of the Spanish Society of Hand Surgery
- ♦ Former President of the Spanish Association for Research in Orthopedic Surgery and Traumatology

Dr. Baixauli García, Francisco

- ♦ Specialised Physician in Orthopedic Surgery and Traumatology
- ♦ Head of the Orthopedic Surgery and Traumatology Department of the the La Fe Polytechnic and University Hospital
- ♦ Clinical Chief of the Infectious and Tumor Pathology Unit of the Locomotor System at the HU and Politécnico La Fe
- ♦ Founding partner of the Clinical
- ♦ Traumatologist and surgeon at the Arnau de Vilanova Hospital in Valencia
- ♦ Author and co-author of numerous scientific publications

Dr. Eduardo Hevia Sierra

- ♦ Head of the Spine Unit at the Hospital Central La Fraternidad-Muprespa in Madrid
- ♦ Head of the Orthopedic Surgery and Traumatology Department of the Ibermutuamur Hospital
- ♦ Specialist in the Spine Surgery Section of the Department of Orthopedic Surgery and Traumatology of the Hospital La Zarzuela in Madrid
- ♦ Assistant Physician of the Department of Orthopedic Surgery and Traumatology of the Ramón y Cajal Hospital of Madrid in the Spine Surgery Service
- ♦ Attending Physician, Orthopedic Surgery and Traumatology Department, Ramón y Cajal Hospital from Madrid
- ♦ Specialist in Pediatric Orthopedic Surgery and Traumatology
- ♦ Degree in Medicine and Surgery an Honorary Degree from the Faculty of Medicine from the Autonomous University of Madrid

Cristóbal Mesado Solernou

- ♦ Head of the Orthopedic Surgery and Traumatology General Hospital of Castellón

Dr. Pedro Guillén García

- ♦ Chief of Orthopedic Surgery and Traumatology Service at Ubarmin Clinic
- ♦ Head of the Traumatology and O.C. Service of the MAPFRE-FREMAP Rehabilitation Center
- ♦ Medical Director of the MAPFRE-FREMAP Rehabilitation Center
- ♦ National Director of MAPFRE-FREMAP Medical Services
- ♦ Founder and Director of the CEMTRO Clinic
- ♦ Founder and president of the Dr. Pedro Guillén Foundation
- ♦ Founder and Director of the International Biomedical Research Unit
- ♦ Director of the International Knee Pathology Program, held continuously for 33 years
- ♦ Extraordinary Professor and Honorary Dean of the San Antonio Catholic University of Murcia
- ♦ Director of several Schools of Physiotherapy and Sports Traumatology
- ♦ ASSOCIATE PROFESSOR of ORTHOPAEDICS and TRAUMATOLOGY "HONORIS CAUSA" by The Constantinian University. City of Cranston, State of Rhode Island, USA
- ♦ DOCTOR HONORIS CAUSA by the Catholic University of San Antonio of Murcia. Topic: Medicine, Morals and Science
- ♦ Doctor of Medicine, Rey Juan Carlos University, Madrid
- ♦ DOCTOR HONORIS CAUSA by the Pontifical University of Salamanca Salamanca
- ♦ Director and co-director of doctoral theses on basic sciences, traumatology and orthopedic surgery and mainly on sports traumatology

Dr. Carlos Valverde Mordt

- ♦ Retired head of the Orthopedic Surgery and Traumatology Arnau de Vilanova Hospital , Valencia

Dr. Francisco Segura Llopis

- ♦ Head of the Orthopedic Surgery and Traumatology Clinical University Hospital of Valencia

Dr. Jorge Lorente

- ♦ Traumatologist at Centro Médico Teknon and Orthopedics, Arthroscopy and Regenerative Surgery Unit at Hospital Vithas de Vitoria
- ♦ Head of the Orthopedic Surgery and Pediatric Traumatology Department at the Vall d'Hebron Hospital
- ♦ Consultant Surgeon in Pediatric Orthopedics Unit Arthroscopic and Regenerative Surgery
- ♦ Chief Physician, Orthopedic Surgery and Traumatology Department, Postgraduate Certificate Sant Joan de Déu Hospital
- ♦ Head of the Foot and Knee Unit of the Pediatric Orthopedics Department of the Children's Hospital of Toulouse
- ♦ Director of the Lower Limb, Knee and Foot Surgery Unit at the Traumatology and Pediatric Orthopedic Surgery Department of the Children's Hospital of Toulouse

Jesús Burgos Flores

- ♦ Traumatologist Specialized in Scoliosis and Spine Pathologies
- ♦ Specialist in Traumatology at the Virgen del Mar Hospital
- ♦ Head of Department, Orthopedic Surgery and Traumatology Department, Ramón y Cajal Hospital
- ♦ Director of Postgraduate programs in Medicine
- ♦ University Professor of Medicine
- ♦ Author and co-author of numerous scientific publications of books
- ♦ President of INVESCOT
- ♦ SECOT National Research Award

Dr. Francesc Soler Romagosa

- ♦ Specialist in Traumatology and Orthopedic Surgery
- ♦ Chief of the Traumatology and Orthopedic Surgery Department of EGARSAT
- ♦ Traumatology Specialist at Àptima Centre Clínic Sabadell
- ♦ Assistant Physician in the Orthopedic Surgery and Traumatology Service at FREMAP Hospital. Barcelona
- ♦ Assistant Doctor Service at La Physician in Orthopedic Surgery and Traumatology at the University Hospital Football Complex
- ♦ Collaborator of Dr. Josep Borrell's team as Arthroscopic Surgeon at Clínica Mi Tres Torres
- ♦ He has taught several programs at national and international level
- ♦ Weekly assistance work in the Emergency Services at the University Hospital Mútua Terrassa, Hospital Comarcal de Vilafranca, Hospital Socorro Mutua de Mollet, Hospital San Juan de Dios de Martorell, Centro Hospitalario y Cardiológico de Manresa
- ♦ Degree in Medicine and Surgery from the Autonomous University of Barcelona
- ♦ Specialist in Orthopedic Surgery and Traumatology at La Paz University Hospital
- ♦ Training abroad at the Clinique de Traumatologie et d'Orthopedie, in Nancy, acquiring knowledge in Surgical and Arthroscopic Pathology of the Back
- ♦ Training abroad at the Hôpital Purpan in Toulouse, France, acquiring knowledge in open back surgery
- ♦ Training abroad at the Cattolica Clinic in Italy, acquiring knowledge in arthroscopic techniques of the back
- ♦ Training abroad at the Clinique Generale D'Annecy, in Annecy France, acquiring knowledge of back arthroscopy surgery
- ♦ Member of the Spanish Arthroscopy Association (AEA), ESSKA Cartilage Commission, ESSKA Upper Extremity Committee, Arthroscopy Association of North America (AANA), Sociedad Latinoamericana de Artroscopia, Rodilla y Deporte (SLARD)

Dr. Rafael Aguirre García

- ♦ Orthopedic Surgeon Specializing in Spine, Knee and Shoulder Surgery
- ♦ Orthopedic surgeon at the University Hospital Doctor Peset
- ♦ Traumatologist at the Polyclinic Cirilo Amoros
- ♦ Powerful regular at Orthopedic Surgery and Traumatology Congresses
- ♦ Author and co-author of several scientific articles

Dr. Javier Vaquero Martin

- ♦ Traumatologist Specialized in Orthopedic Surgery
- ♦ Head of the Orthopedic Surgery and Traumatology Department at Gregorio Marañón Hospital, Madrid
- ♦ Former President of the Spanish Association of Arthroscopy
- ♦ Author of the book: *How to prevent and treat sports injuries*
- ♦ Publications in the Spanish Journal of Arthroscopy and Joint Surgery (REACA), Foot and Ankle Journal, SEMCPT Update Monographs and the Spanish Journal of Occupational Traumatology (RETLA)

Dr. Monllau García, Joan Carles

- ♦ Head of the Orthopedic Surgery and Traumatology La Sections, Virgen del Mar University Hospital
- ♦ Codirector of the Spanish Society of Orthopedic Surgery and Traumatology
- ♦ Specialist in Traumatology and Orthopedic Surgery at the Josep Trueta Hospital
- ♦ Specialist in Sports Medicine
- ♦ Degree in Medicine and Surgery from the University of Barcelona
- ♦ President of the Spanish Association of Arthroscopy (AEA)
- ♦ Member of the scientific committee of the Spanish Society of Orthopaedic Surgery (SECOT), European Meniscus Transplantation Group (EMTG) and International Society of Arthroscopy, Knee Surgery and Orthopaedic Sports Medicine (ISAKOS)

Dr. Francisco Asensi

- ♦ Head of the Lower Limb Unit of Seville Hospital
- ♦ Chief of Medical Services at Caja San Fernando de Sevilla. Basketball Club
- ♦ FEA in Orthopedic Surgery and Traumatology at the Virgen de Los Reyes Ambulatory Hospital
- ♦ Director of the FREMAP Ankle and Foot Pathology Course
- ♦ Director of the FREMAP Course on Foot and Ankle Arthroscopy
- ♦ Postgraduate Diploma in Orthopedic Surgery and Traumatology, University Hospital Complex Virgen del Rocío Hospital
- ♦ Degree in Medicine and Surgery in the Medical Faculty of Seville
- ♦ President of the Course on Foot and Ankle Arthroscopy at the Faculty of Medicine of Barcelona
- ♦ President of the VI Conference on Ankle and Foot Arthroscopy at the FREMAP Hospital in Seville
- ♦ Member of the Spanish Society of Orthopedic Surgery and Traumatology
- ♦ Member of the Board of Directors of the Spanish Society of Occupational Traumatology
- ♦ Member of the Spanish Society and Surgery of Foot Medicine
- ♦ Coordinator of SEMCPT protocols
- ♦ PFNA member as author in the National Arthroscopy Training Plan
- ♦ Member of the European Foot and Ankle Surgery

Dr. José Ignacio Maruenda Paulino

- ♦ Head of the Rachis La Unit at the Valencia s Clinical University Hospital
- ♦ Degree in Medicine from the University of Valencia
- ♦ Specialist in Traumatology and Orthopedics
- ♦ University Professor
- ♦ Premio Russell S. Hibbs Clinical Award en Washington

- ♦ Awards of the Royal Academy of Medicine of Valencia
- ♦ Award to the best clinical work by the Mapfre Foundation

Dr. Máximo Alberto Díez Ulloa

- ♦ Specialist in Traumatology and Orthopedic Surgery
- ♦ Educational Advisor, AOSpine International
- ♦ Member EUROSPINE (European Spine Society)
- ♦ NASS (North American Spine Society) Member
- ♦ Professor. Assoc. USC (University of Santiago de Compostela)
- ♦ PhD in Medicine and Surgery Univ. Autónoma de Madrid
- ♦ European Diploma of Spine Surgery, EUROSPINE (European Spine Society)
- ♦ Iberian Spine Diploma, Spanish Spine Society and Portuguese Spine Pathology Society

Dr. Lorenzo Hernández Ferrando

- ♦ Head of the Hip and Pelvis Section of the Traumatology Service of the Consorcio Hospital General Universitario de Valencia
- ♦ Resident Medical Intern of Orthopedic Surgery and Traumatology at the Consorcio Hospital General Universitario de Valencia, receiving the program of Specialist in Orthopedic Surgery and Traumatology
- ♦ Master's Degree in Health Services Management and Administration
- ♦ Diploma of Advanced Studies (DAS)
- ♦ Degree in Medicine and Surgery from the Faculty of Medicine of the University of Valencia

Dr. Alejandro Álvarez Llanos

- ♦ Assistant physician of the orthopedic surgery and traumatology service. Arnau de Vilanova Hospital Valencia

Dr. Juan Fermín Ordoño Domínguez

- ♦ Head of the Clinical Neurophysiology Service-Sleep Unit of the Arnau de Vilanova Hospital
- ♦ Doctor of Medicine and Surgery
- ♦ Specialist in Family and Community Medicine
- ♦ Specialist in Clinical Neurophysiology
- ♦ Teaching, Training and Research Coordinator of the Arnau de Vilanova-Llíria Department
- ♦ Former President of the Society of Clinical Neurophysiology of the Communities of Valencia and Murcia
- ♦ National Coordinator of the Sleep Group of the Spanish Society of Clinical neurophysiology
- ♦ Former coordinator of the Sleep Movement Disorders Group of the Spanish Sleep Society
- ♦ University Professor

Dr. Juan Manuel López-Alcorocho Sánchez

- ♦ Technical Director and Quality Control Manager of Amplicel's Cell Therapy Unit
- ♦ Founding Partner of Amplicel Soluciones Diagnósticas. Scientific and Technical Management
- ♦ Doctor in CC. Biology, Faculty of Biological Sciences. Biology from the Complutense University of Madrid
- ♦ Master's Degree in Applied Statistics and Health Sciences in the National University of Distance Education
- ♦ Degree in CC. Biology, Faculty of Biological Sciences. Biology at the Complutense University
- ♦ Graduate in Pharmacy for the program of Technical Director of Pharmaceutical Laboratory at the Faculty of Biomedical Sciences of the European University of Madrid

Dr. Vicente Vicent Carsí

- ♦ Specialist in Orthopedic and Trauma Surgery
- ♦ Head of the Section of Pediatric Urology at the University Hospital and Polytechnic La Fe
- ♦ Assistant in the feet Unit, La Fe University and Polytechnic Hospital
- ♦ Head of Section of feet La Unit, La Fe Polytechnic and University Hospital (Valencia)
- ♦ Private Practice as Orthopedic Surgeon and Traumatologist
- ♦ Specialist Physician Orthopedic from Surgery and Traumatology
- ♦ SECOT Award to one of the best images published in the Imaging Fund in Orthopedic and Traumatologic Surgery
- ♦ Member of the Osteoarticular Pathology Committee in the Hemophiliac patient at La Fe Hospital
- ♦ Regional Delegate of the Valencian Community of the Spanish Society of Foot and Ankle Medicine and Surgery
- ♦ Degree in Medicine from the University of Valencia
- ♦ Residency at Hospital La Fe Valencia as a Specialist in Orthopedic Surgery and Traumatology
- ♦ Member of: Spanish Society of Orthopedic and Traumatologic Surgery (SECOT), Valencian Society of Orthopedic and Traumatologic Surgery (SOTOCAY), Spanish Society of Medicine and Surgery of the Foot and Ankle (SEMCP)

Dr. Luís Álvarez Galovich

- ♦ Unit of the Head of the Spinal Column Pathology Department, Jiménez Díaz Foundation
- ♦ Specialized in Spine Surgery at Hospital for Special Surgery in New York
- ♦ Degree in Medicine and Surgery from the University of Alcalá de Henares
- ♦ Member of: American Academy of Orthopaedic Surgeons, North American Spine Society, European Spine Society, International Society for the Study of the Lumbar Spine, European Orthopaedic Society EBOT Writing Committee, Fundación Jiménez Díaz Blood Saving Committee and Spanish Spine Study Group

Dr. Jesús Enrique Vilá Rico

- ♦ Head of the Pediatric Orthopedic from Surgery and Traumatology Department
- ♦ Traumatologist in charge of the Arthroscopy Unit of the 12 de Octubre University Hospital
- ♦ Head of the Neuroradiology Service, 12 de Octubre University Hospital
- ♦ Chief of Orthopedic Surgery and Traumatology Service at Ruber Quirón Salud Hospital
- ♦ Specialist Traumatologist in private practice at Quirón
- ♦ Coordinator of the research project Study of the prevention of bone infections in orthopedic surgery
- ♦ Former Editor of the Foot and Ankle Journal
- ♦ Reviewer of the Revista Española de Cirugía Ortopédica y Traumatología (Spanish Journal of Orthopedic Surgery and Traumatology)
- ♦ Co-author of the book Tratado de cirugía de antepie, together with Viladot Voegeli, A. and Martín Oliva, X. Editorial Badalona
- ♦ Associate Professor of Orthopedic Surgery and Traumatology, Department of Surgery, Complutense University of Madrid
- ♦ RECOT Manager
- ♦ Doctor of Medicine and Surgery, from the Complutense University of Madrid
- ♦ Specialist in Orthopedic and Trauma Surgery
- ♦ Training stay at the Charité Hospital in Berlin
- ♦ Training stay at Johns Hopkins Hospital of Baltimore
- ♦ Member of: Spanish Society of Medicine and Surgery of the Foot and Ankle (SEMCP), Spanish Society of Orthopedic Surgery and Traumatology (SECOT), European Foot and Ankle Society (EFAAS)

Dr. José Aracil Silvestre

- ♦ Traumatologist Specializing in Hip and Knee Interventions
- ♦ Traumatologist in José Aracil Silvestre
- ♦ Traumatologist at the University Hospital La Fe Polytechnic and University Hospital La Fe
- ♦ Master's Degree in Orthopedic Surgery and Traumatology
- ♦ Postgraduate Diploma in Orthopedic Surgery and Traumatology of the Knee, Ankle and Foot
- ♦ Postgraduate Diploma in Orthopedic Surgery and Traumatology of the Pelvis, Hip, Femur and Pediatric Orthopedics

Dr. Miguel Cuadros Romero

- ♦ Specialist in Traumatology and Orthopedic Surgery
- ♦ Section Chief of the Anesthesiology and Resuscitation Service at the Malaga University Hospital Clinic
- ♦ Head of the Upper Limb Unit at Vithas Parque San Antonio Hospital
- ♦ Traumatologist of the Cirque du Soleil
- ♦ President of the Spanish Association of Microsurgery (AEM)
- ♦ President of the Spanish Society of Hand (SECM Surgery.)
- ♦ President of the Andalusian Society of Traumatology and Orthopedics (SATO)

Dr. Antonio Alonso Benavente

- ♦ Specialised Physician in Orthopedic Surgery and Traumatology
- ♦ Traumatology FEA at the de Henares University Hospital
- ♦ FEA of in the General Hospital of Segovia
- ♦ Author of 24 scientific talks at national and international congresses
- ♦ Author of 1 book chapter and 3 scientific articles related to the specialty of Traumatology

- ♦ Advanced Studies Diploma in Orthopedic Surgery and Traumatology from the Complutense University of Madrid
- ♦ Several awards for oral communication

Dr. Pedro José Delgado Serrano

- ♦ Head of Hand and Upper Limbs Surgery at the University Hospital HM Montepríncipe
- ♦ Director of La Hand and Upper Limbs Surgery
- ♦ Member of the Spanish Society of of the Hand Surgery (SECMA)
- ♦ Secretary General of the Iberolatinoamerican Group of Hand Surgery (ILA)
- ♦ Member of: Spanish Society of Orthopedic Surgery and Traumatology (SECOT), Spanish Society of Hand Surgery (SECMA), Spanish Society of Occupational Traumatology (SETLA), Spanish Society of Shoulder and Elbow Surgery (SECHC), Spanish Arthroscopy Association (AEA), European Wrist Arthroscopy Society (EWAS), European Society for Surgery of the Shoulder and the Elbow (SECEC/ ESSSE), International Wrist Investigator's Workshop (IWIW), AO Trauma, Sociedad Venezolana de Cirugía de la Mano (SCVM), Asociación Peruana de Cirugía de Mano y Microcirugía (APCMM) and Sociedad Venezolana de Cirugía Ortopédica (SCVCOT)

Dr. Luís Aguilera Fernández

- ♦ Orthopedic Surgeon Specializing in Hand and Upper Extremity Surgery
- ♦ Urology Traumatologist, La Ribera University Hospital
- ♦ Founder and traumatologist at Clínica Dr. Aguilera
- ♦ Traumatologist oriented to occupational accidents in Mutua Asepeyo
- ♦ PhD on Orthopedic Surgery and Traumatology
- ♦ European Diploma in Hand Surgery by the FESSH
- ♦ Author of publications on hand and upper extremity surgery and contributor to scientific journals

Dr. Alejandro Espejo Baena

- ♦ Head of the Arthroscopy Unit of the Orthopedic Surgery and Traumatology Service at the Hospital Virgen de la Victoria
- ♦ Assistant Physician in the Orthopedic Surgery and Traumatology Department at the Hospital Virgen de la Victoria in Malaga
- ♦ Head of the Arthroscopy Unit of the Orthopedic Surgery and Traumatology Department at the Hospital Virgen de la Victoria in Malaga
- ♦ Head of the Orthopedic Surgery and Traumatology Department (COT) of the Vithas Hospital in Malaga
- ♦ Specialty in Orthopedic Surgery and Traumatology at the Provincial Civil Hospital of Malaga
- ♦ Degree in Medicine and Surgery. Cordoba School of Medicine
- ♦ Member of: Andalusian Society of Traumatology and Orthopedics (SATO), Spanish Association of Arthroscopy (AEA), Spanish Society of Orthopedic Surgery and Traumatology (SECOT), Spanish Knee Society (SEROD), Spanish Society of Sports Traumatology (SETRADE), Latin American Society of Arthroscopy, Knee and Sports Traumatology (SLARD), European Society of Sports Traumatology, Knee Surgery and Arthroscopy (ESSKA) and International Society of Arthroscopy, Knee Surgery and Orthopaedic Sports Medicine (ISAKOS)

Dr. Isabel Guillén Vicente

- ♦ Head of the Cartilage Unit at Clinica Centro
- ♦ Dr. Cum Laude in Medicine and Surgery from the Complutense University of Madrid
- ♦ Degree in Medicine and Surgery from the Complutense University of Madrid
- ♦ Member of the Spanish Society and Surgery of Foot Medicine

Dr. Francisco Soldado Carrera

- ♦ Specialist in Upper Extremity Surgery and Pediatric Microsurgery
- ♦ Director of the Upper Extremity Surgery and Pediatric Microsurgery Unit at the University Hospital Valle de Hebron
- ♦ Head of the Traumatology and Orthopedic Surgery Department at HM Nens Hospital
- ♦ Specialist in Traumatology and Orthopedic Surgery at Centro Medico Teknon
- ♦ Head of Upper Extremity Surgery in the International Multidisciplinary Unit of Bone Dysplasias at UMAD
- ♦ Collaboration in the development of Orthopedic Surgery in Portugal with the Portuguese Society of Pediatric Orthopedics
- ♦ Director of the Upper Extremity and Pediatric Microsurgery Unit at Hospital Sant Joan de Déu
- ♦ Pediatric Orthopedic Surgery at Enfants de Noma in Benin. Africa:
- ♦ Pediatric Upper Extremity Surgery in Guatemala Healing Hands Foundation
- ♦ Assistant Physician Specialist in Upper Extremity and Pediatric Microsurgery in the Pediatric Orthopedic Unit at the Hôpital des Enfants CHU. Toulouse France
- ♦ Assistant Physician Specialist in the Pediatric Orthopedics Unit for the Upper Extremity and Pediatric Microsurgery at ESSaude Lisboa, Hospital da Luz and Beatriz Angelo
- ♦ Senior Researcher in Bioengineering, Cell Therapy and Surgery in Congenital Malformations at Vall d'Hebron Research Institute
- ♦ Pediatric Orthopedic Surgery Physician at the Children's Hospital and Hospital de la Mujer Vall d'Hebron Hospital
- ♦ Specialty in Upper Extremity and Pediatric Microsurgery in Philadelphia, USA. A
- ♦ Lecturer in the Unit of Human Anatomy of the Locomotor System at the Faculty of Medicine of the Autonomous University of Barcelona
- ♦ Member of the: Bioengineering, Cellular Therapy and Surgery in Congenital Malformations Research Group (VHIR)

Dr. Manuel Ángel Angulo Sánchez

- ♦ Medical specialist in Traumatology and Orthopedic Surgery
- ♦ Assistant Physician of the COT Service at the La Fe Polytechnic and University Hospital La Fe
- ♦ Medical Specialist in Traumatology and Orthopedic Surgery at Clínica Colón
- ♦ Speaker at various national conferences and congresses
- ♦ Member of the Spanish Society of Orthopedic Surgery and Traumatology

Dr. Ferran Torner Rubies

- ♦ Pediatric Orthopedic Surgeon and Traumatologist
- ♦ Director of the Unit of Tumors, Infections, Dysplasias and Lengthening at the Hospital Sant Joan de Déu
- ♦ Surgical Coordinator of the Orthopedic Surgery and Traumatology Service at the Hospital Sant Joan de Déu
- ♦ Head of the Traffic Accidents Unit at the Hospital Sant Joan de Déu
- ♦ Associate Professor and Physician of Orthopedic Surgery and Traumatology at the University of Barcelona in the Department of Surgery
- ♦ Dr. from the University of Barcelona
- ♦ Degree in Medicine and Surgery from the Autonomous University of Barcelona
- ♦ Specialization in Reconstructive Oncologic Surgery and Limb Salvage. Stay at St. Jude Children's Research Hospital. Memphis, EE.UU
- ♦ Degree of Medical Specialist in Traumatology and Orthopedic Surgery, via MIR
- ♦ Master's Degree in Hospital Management and Health Services at the University of Barcelona
- ♦ Member of the Advisory Commission of Musculoskeletal Tissues of the Catalan Transplant Organization

Dr. Rosana Arnau Masanet

- ♦ Physician specialized in Orthopedic Surgery and Traumatology
- ♦ Assistant Physician of the Orthopedic Surgery and Traumatology Service at the Hospital Clínico Universitario de Valencia
- ♦ Co-author of several studies and scientific articles related to her specialty
- ♦ Speaker and member of the Organizing Committee in several Orthopedic Surgery and Traumatology Congresses

Dr. José Enrique Aroca Navarro

- ♦ Medical Specialist in Orthopedic Surgery and Traumatology
- ♦ Specialist in Orthopedic Surgery and Traumatology at the La Fe Polytechnic and University Hospital
- ♦ Traumatologist at Dr. Aroca Navarro's Clinic
- ♦ Author and co-author of several scientific publications related to his specialty

Dr. Javier Melchor Duart Clemente

- ♦ Assistant physician of Neurosurgery service. Spine Unit. Jiménez Díaz Foundation, Madrid

Dr. Paloma Bas Hermida

- ♦ Traumatologist Specializing in Spine Treatment
- ♦ Specialist in Orthopedic Surgery and Traumatology at the Spine Unit of the La Fe Polytechnic and University Hospital
- ♦ Teaching associate in postgraduate studies in Medicine
- ♦ Co-author of numerous scientific publications related to her specialty
- ♦ Speaker at Orthopedic Surgery and Traumatology Conferences
- ♦ PhD in Medicine from the University of Valencia

Dr. Eduardo Blanco Baiges

- ♦ Expert in Upper Extremity Orthopedic Traumatology
- ♦ Traumatologist at the University Hospital Clínico Lozano Blesa
- ♦ Traumatologist at Milenium Medical Center Zaragoza
- ♦ Traumatologist at Clinique Montpellier
- ♦ Coautor del artículo Ampliación metacarpiana del pulgar amputado mediante calotaxis
- ♦ Speaker at Orthopedic Surgery and Traumatology Conferences

Dr. Pablo Cañete San Pastor

- ♦ Specialist in Orthopedic Surgery and Traumatology in the Orthopedic Surgery and Traumatology Service of the Hospital de Manises
- ♦ Medical Specialist in Orthopedic Surgery and Traumatology. Shoulder and Elbow Unit. Orthopedic Surgery and Traumatology Service. La Fe Hospital
- ♦ Medical Specialist in Orthopedic Surgery and Traumatology. Arthroscopy Unit. Orthopedic Surgery and Traumatology Service. General University Hospital
- ♦ Member of the Spanish Society of Orthopedic Surgery and Traumatology since 2004, Valencian Society of Orthopedic Surgery and Traumatology, The Arthroscopy Association of North America, Spanish Association of Arthroscopy, European Society of Sports Traumatology, Knee Surgery and Arthroscopy, ESA (European Shoulder Associates), Spanish Society of Sports Traumatology (SETRADE), Spanish Society of Shoulder and Elbow Surgery (SECHC)

Dr. Aída Ezzedine

- ♦ Physician specializing in Rehabilitation and Physical Medicine
- ♦ Rehabilitation Physician at the Hospital General Valencia
- ♦ Rehabilitation Physician at Padre Jofre Hospital
- ♦ Specialist in Marina Alta Hospital
- ♦ Degree in Medicine and Surgery University of the Basque Country

Dr. Vicente Carratalá Baixauli

- ♦ Coordinator of the Hand and Upper Extremity Surgery Unit at Quirónsalud Hospital in Valencia
- ♦ Assistant Physician of the Quirónsalud COT Unit at the QuirónSalud Hospital in Valencia
- ♦ Director of the Iberoamerican Journal of Hand Surgery (RICMA)
- ♦ Director of the Arthrowrist Valencia Program Program in Wrist Arthroscopy
- ♦ Assistant Physician of Traumatology of Department of the mutual Hospital
- ♦ Co-director of the "Surgical Skills Course: reconstructive elbow surgery"
- ♦ Coordinator of the Wrist and Hand section and professor of the National Arthroscopy Training Plan of the Spanish Arthroscopy Association
- ♦ Director of the Postgraduate Certificate "Current Concepts in Arthroscopic Wrist Surgery" at Arthrolab Munich
- ♦ Fellow/Observership. Hand and Wrist Surgery at Stanford University, California
- ♦ Fellow/Observership at Mount Sinai Hospital in the Upper Limb Unit, New York City
- ♦ Fellow/Observership en Badia Hand to Shoulder Center, Florida
- ♦ Becario/ Observador en The Hand Institute en Florida
- ♦ Fellow of Arthroscopy and Sports Traumatology at Clínica del Pilar-ISAKOS Approved Teaching Center in Barcelona and Mutualidad Futbolistas Federación Catalana directed by Dr. Ramón Cugat Bertomeu
- ♦ Specialist program in Orthopedics and Traumatology
- ♦ Degree in Medicine and Surgery from the Faculty of Medicine of the Rovira i Virgili University of Tarragona
- ♦ Member of: Board of Directors of the Spanish Society of Hand Surgery (SECMA), Organizing Committee of the Shoulder Expert Forum Valencia, Editorial Committee of the Spanish Journal of Arthroscopy and Joint Surgery

Dr. Vicente Climent Peris

- ♦ Physician of the Orthopedic Surgery and Traumatology Department of the La Fe Polytechnic and University Hospital of Valencia
- ♦ Physician of the Traumatology and Orthopedic Surgery area of Amesa Policlínica
- ♦ Associate Physician of the Orthopedic Surgery and Traumatology Department at the Lluís Alcanyís Hospital
- ♦ Researcher of the Study Group on Total Knee Arthroplasty of the Community of Valencia of the Community of Valencia
- ♦ Member of the Society of Traumatology and Orthopedic Surgery of the Autonomous Community of Valencia

Dr. Diego Collado Gastalver

- ♦ Physician of the COT Service of the Vall d'Hebron University Hospital
- ♦ Assistant Physician of the COT Service of the Hospital Sant Joan de Déu
- ♦ Degree in Medicine

Dr. Antoni Compte Verdaguer

- ♦ Assistant physician of the orthopedic surgery and traumatology service. Hospital Sant Joan de Déu, Barcelona
- ♦ Specialist in Physical Education and Sports Medicine from the Central University of Barcelona
- ♦ Specialist in Traumatology and Orthopedic Surgery, Instituto Universitario Dexeus
- ♦ Master's Degree in Osteosynthesis at the Universidad Autónoma de Barcelona
- ♦ Degree in Medicine and Surgery from the Central University of Barcelona

Dr. Iago Garreta Catalá

- ♦ Assistant physician of the orthopedic surgery and traumatology service. Bellvitge Hospital, Barcelona

Dr. Fernando Corella Montoya

- ♦ Traumatologist in the Hand and Wrist Surgery Unit at Olympia - Grupo Quirónsalud
- ♦ Traumatologist in the Hand, Wrist and Peripheral Nerve Surgery Unit at Quirónsalud University Hospital
- ♦ Director of the Iberoamerican Journal of Hand Surgery at SECMA
- ♦ Traumatologist in the Hand Surgery Unit at Beata María Hospital
- ♦ Doctor of Medicine Cum Laude, Complutense University of Madrid
- ♦ Degree in Medicine from the Autonomous University Madrid

Dr. Rodrigo Díaz Fernández

- ♦ Specialist in Traumatology and Orthopedic Surgery at Hospital Quirón de Valencia
- ♦ Medical Specialist in Sports Traumatology and Orthopedic Surgery at Aston Clinic
- ♦ Coordinator of the Foot and Ankle Unit of the Orthopedic Surgery and Traumatology Service of the Hospital de Manises, Valencia
- ♦ Specialist in Traumatology and Orthopedic Surgery at Manises Hospital
- ♦ Assistant Physician of the COT Service of the Hospital Lluís Alcanyís de Xàtiva
- ♦ Doctor of Medicine by the Catholic University of Valencia San Vicente Mártir with outstanding qualification Cum Laude for 'Minimally Invasive Surgery of Hallux Valgus'
- ♦ Degree in Medicine from the University of Oviedo
- ♦ Member of the Spanish Society of Orthopedic Surgery and Traumatology (SECOT)

- ♦ Full member of the Spanish Society of Foot and Ankle Medicine and Surgery (SEMCPPT) and Ankle Surgery (SEMCPPT)
- ♦ Partner of AOTRAUMA EUROPE
- ♦ Miembro de la Sociedad de Traumatología y Ortopedia Valenciana SOTOCAV

Dr. Homid Fahandezh-Saddi Díaz

- ♦ Head of the Upper Extremity Unit at University Hospital Fundación Alcorcón
- ♦ Specialist in Orthopedic and Trauma Surgery
- ♦ Coordinator of the Bone and Tissue Bank of University Hospital Foundation
- ♦ Advanced Doctorate in the Department of Surgery, Faculty of Medicine, Complutense University of Madrid
- ♦ Doctoral thesis at Complutense University of Madrid with qualification Sobresaliente Cum Laude with "Anatomical study of the accessory abductor of the hand and its clinical-echographic correlation. Cadaver study"
- ♦ Honorary Professor at Rey Juan Carlos Univeristy Medical School
- ♦ Associate Professor of the Faculty of Medicine (Traumatology and Orthopedic Surgery) at Rey Juan Carlos Univeristy
- ♦ Master's Degree in Medical and Clinical Management from UNED University
- ♦ Master's Degree in the assessment of bodily and psychosocial harm at the European Institute of Health and Social Welfare
- ♦ Official Expert in Orthopedic Surgery and Traumatology in the Community of Madrid
- ♦ Specialist in Orthopedic Surgery and Traumatology at the Gregorio Marañón Hospital
- ♦ Degree in Medicine and Surgery from the University of Zaragoza

Dr. Sebastián García Ramiro

- ♦ Orthopedic and Traumatology Physician
- ♦ Traumatologist at the Hospital Clínico de Barcelona
- ♦ Researcher at the Department of Medicine of the University of Barcelona
- ♦ Doctor of Medicine and Surgery from the University of Barcelona

Dr. Manuel Fuertes Lanzuela

- ♦ Specialist in Orthopedic Surgery and Traumatology at the Lluís Alcanyis Hospital in Xàtiva
- ♦ Clinical Training at the Tumors and Septic Unit of the Locomotor System of the COT at the Health Research Institute of the University Hospital La Fe Polytechnic and University Hospital
- ♦ Specialist in Traumatology and Orthopedic Surgery at Specialty Medical Consortium
- ♦ Program in Approach and Osteosynthesis in the Upper Extremity
- ♦ Program in Approach and Osteosynthesis in the Upper Extremity
- ♦ SECOT Program "Shoulder and Elbow Pathology"
- ♦ Program in Orthopedic Surgery and Traumatology
- ♦ International Hand Surgery Program at the Santa Cristina University Hospital
- ♦ Multidisciplinary Program in Spine Pathology at the Hospital Dr. Peset
- ♦ XXII Program in Tumors of the Locomotor System: Primary Bone Tumors in Hospital de la Santa Creu i Sant Pau
- ♦ XXVII Microsurgery and Hand Surgery Program at the MAZ Hospital

Dr. Daniel Herrero Mediavilla

- ♦ Traumatologist in Llíria Hospital
- ♦ Orthopedic Surgeon at ZESO Clinic
- ♦ Member of the Spanish Society of Shoulder and Elbow Surgery

Dr. Rafael Llombart Blanco

- ♦ Specialist in Orthopedic Surgery and Traumatology at the Clínica Universidad de Navarra
- ♦ PhD in Medicine from the University of Navarra

- ♦ Degree in Medicine from the University of Navarra
- ♦ Member of the Spanish Society of Orthopedic Surgery and Traumatology (SeCOT), Basque-Navarre Society of Orthopedic Surgery and Traumatology, Society for the Study of Rachs Diseases (GEER), AO Trauma, AO Spine

Dr. Lluís González Cañas

- ♦ Attending Physician in the La Spine Surgery Unit of the Orthopedic Surgery and Traumatology Service at the University Hospital of Donostia
- ♦ Specialist physician of the Spine Surgery team of Clínica Quiron-Teknon
- ♦ Courses by the University of Barcelona (UB) in the program Surgery and Surgical Specialties
- ♦ Research Proficiency with the Diploma in Advanced Studies (DEA)
- ♦ Specialist in Orthopedic Surgery and Traumatology at Bellvitge University Hospital
- ♦ Degree in Medicine and Surgery, Autonomous University of Barcelona/ Hospitals of the d'Vall Hebron
- ♦ Member of the Medical Sciences Academy of Catalunya Balearic Islands
- ♦ Full member of the Group for the Study of Spine Diseases (GEER)
- ♦ Partner of the Catalan Society of Orthopedic Surgery and Traumatology (SCCOT)

Dr. Francisco Miguel Garzón Márquez

- ♦ Specialist in Physical Medicine and Rehabilitation
- ♦ Attending Faculty of Orthopedic Surgery and Traumatology at the Jiménez Díaz Foundation Hospital
- ♦ Medical specialist at the 12 de Octubre University Hospital
- ♦ Doctor of Medicine and Surgery, from the Complutense University of Madrid
- ♦ Member of the Spanish Society of Rehabilitation and Physical Medicine



**Dr. Tomás Mut Oltra**

- ♦ Assistant Physician of the COT Service, Septic Unit. La Fe Polytechnic and University Hospital, Valencia, Spain

Dr. Pablo Gastaldi Rodrigo

- ♦ Partner of Clínica Gastaldi and Head of Hip at Hospital 9 de Octubre
- ♦ Specialist in Traumatology and Orthopedic Surgery at La Malvarrosa Hospital
- ♦ Faculty Specialist in Traumatology and Orthopedic Surgery Francesc de Borja de Gandía University Hospital
- ♦ Master's Degree in Sports Traumatology from the University of Valence
- ♦ Postgraduate Certificate of the program Surgery and its Specialties
- ♦ Specialist in Orthopedic Surgery and Traumatology Via MIR at the Castellón Hospital
- ♦ Degree in Medicine and Surgery from the University of Valencia

Dr. Carlos Juando Amores

- ♦ Traumatologist and Orthopedic Surgeon
- ♦ Coordinator of the Arthroscopy and Minimally Invasive Surgery Unit at the Consorcio Hospital General Universitario de Valencia
- ♦ Specialist Physician of the Institute of Traumatology Dr. Gastaldi Orquin
- ♦ Specialist Physician in Clínica Seca SLP
- ♦ Degree in Surgery and General Medicine from the University of Malaga
- ♦ Member of the Spanish Association of Arthroscopy

Dr. Francisco Maculé Beneyto

- ♦ Expert Traumatologist in Knee Injuries
- ♦ Head of the Knee Unit of the Traumatology Service of the Hospital Clínic de Barcelona

- ♦ Traumatologist at the Clínica Juaneda Menorca
- ♦ Traumatologist in Barnaclínic
- ♦ Teaching in courses related to Endoscopy and Surgery

Dr. Pablo Eduardo Gelber Ghertner

- ♦ Assistant Physician of the Knee Unit in the Orthopedic Surgery and Traumatology Service at the Hospital de la Santa Creu i Sant Pau
- ♦ Assistant Physician of the Arthroscopy and Knee Unit in the Orthopedic Surgery and Traumatology Service at ICATME in the Hospital Universitari Quirón-Dexeus
- ♦ Doctorate in Surgery from the Autonomous University of Barcelona "Anatomo-surgical study of anterior shoulder instability. Functional significance of the inferior glenohumeral ligament"
- ♦ Specialty in Orthopedic Surgery and Traumatology at IMAS at the Autonomous University of Barcelona
- ♦ Degree in Medicine and Surgery from the University of Buenos Aires
- ♦ Member of the Latin American Society of Arthroscopy, Knee and Sport, Spanish Society of Orthopedic Surgery and Traumatology (SECOT), Catalan Society of Orthopedic Surgery and Traumatology (SCCOT), Spanish Association of Arthroscopy (AEA), European Society of Sport Traumatology Knee Surgery and Arthroscopy (ESSKA)

Dr. Joan Leal Blanquet

- ♦ Head of the Traumatology COT Service at the Hospital Sant Joan Déu
- ♦ Coordinator (acting head of service) of the COT Service of the Hospital de Vielha
- ♦ Specialist in Orthopedic and Trauma Surgery
- ♦ Physician at Hospital del Mar / Hospital de l'Esperança (IMAS)
- ♦ Responsible for the afternoon surgical area of the Hospital de l'Esperança

- ♦ Responsible for Primary Coordination with COT Service and waiting list management
- ♦ Degree in Medicine and Surgery from the University of Barcelona

Dr. Manuel Leyes Vence

- ♦ Chief of Traumatology and Orthopedic Surgery Service at Olympia Quiron Salud
- ♦ Medical Director and Team Leader of the Leyes, Flores & Asociados Practice
- ♦ Doctor of Medicine and Surgery
- ♦ Shoulder Surgery Specialization in California
- ♦ Specialization in Orthopedic Surgery and Traumatology from the University of Navarra
- ♦ Graduate in Medicine and Surgery from the Universidad de Navarra
- ♦ Member of the Arthroscopy Committee of the European Knee Society
- ♦ Member of the Spanish Association of Arthroscopy
- ♦ Former President of the National Congress of Arthroscopy and Knee Surgery

Dr. Jose Antonio Matas Díaz

- ♦ Specialist Physician in the area of COT at the Gregorio Marañón Hospital
- ♦ Patient safety referent of the COT service at the Gregorio Marañón Hospital
- ♦ Degree in Medicine
- ♦ Member of the Infection and Antibiotic Policy Committee and the Clinical Documentation, Operating Room and Antibiotic Policy Committee of the Gregorio Hospital

Dr. Adolfo Valero García

- ♦ Medical Specialist in Anatomic Pathology. Lluís Alcanyís Hospital. Xàtiva

Dr. Erik Montesinos Berry

- ♦ Assistant Physician of the COT Service at Hospital Quirón Blasco Ibáñez
- ♦ Assistant Physician in the COT Department at the Hospital of Lausanne, Switzerland

- ♦ Clinical researcher in association with Agoriaz Orthopedic Center, Riaz & Clinique CIC
- ♦ He has received several awards and grants for his valuable contributions and discoveries in important areas within traumatology

Dr. Enrique Martínez Giménez

- ♦ Coordinator of the Foot and Ankle Unit of Traumatology at Clínica Vistahermosa in Alicante
- ♦ Assistant Physician, with a permanent position, of the Orthopedic Surgery and Traumatology Service of the Hospital General Universitario de Alicante
- ♦ Member of the Foot and Ankle Unit of the Hospital General Universitario de Alicante
- ♦ Doctorate Courses by the University of Alicante
- ♦ Specialist in Traumatology and Orthopedic Surgery at the General University Hospital of Alicante
- ♦ Degree in Medicine and Surgery from the Faculty of Medicine of the University of Alicante
- ♦ Member of the Editorial Committee of the Revista del Pie y Tobillo
- ♦ Member of the Spanish Society of Orthopedic Surgery and Traumatology (SECOT)
- ♦ Member of the Society of Traumatology and Orthopedics of the Valencian Community (S.O.T.O.C.A.V.)
- ♦ Founding member of the Spanish Society of Sports Traumatology (SETRADE)
- ♦ Member of the Spanish Society of Foot and Ankle Medicine and Surgery. (Regional Delegate for the Valencian Community of this company)
- ♦ Member of the European Foot and Ankle Society (EFAS)

Dr. Empar Mayordomo Aranda

- ♦ Head of the Anatomic Pathology Section, Hospital La Fe, Valencia
- ♦ National Coordinator of Bone Pathology in the Spanish Society of Anatomic Pathology
- ♦ Specialist in Anatomy and Pathology
- ♦ Member of: Musculoskeletal Tumors Committee of Hospital la Fe de Valencia

Dr. Javier Ortego Sanz

- ♦ Assistant Physician at the Foot and Ankle Unit of the Orthopedic Surgery and Traumatology Service of the Hospital de Manises
- ♦ Orthopedic Surgery and Traumatology Service of the Hospital de Llíria in the Arnau de Vilanova-Llíria Department
- ♦ Orthopedic Surgery and Traumatology Service at the General University Hospital of Castellón in the Foot and Ankle Unit
- ♦ Postgraduate Certificate "Surgery and its specialties" at the University of Valencia, Department of Surgery
- ♦ Master's Degree in Research Methodology: Design and Statistics in Health Sciences at the Universitat Autònoma de Barcelona
- ♦ Specialty in Orthopedic Surgery and Traumatology at the Hospital La Fe Valencia
- ♦ Degree in Medicine and Surgery from the University of Valencia
- ♦ Member of the Spanish Society of Orthopedic Surgery and Traumatology (SECOT), Spanish Society of Medicine and Surgery of the Foot and Ankle (SEMCPPT) and the Society of Traumatology and Orthopedic Surgery of the Valencian Community (SOTOCV)

Dr. Julia Schmitt

- ♦ Medical Specialist in Rehabilitation and Physical Medicine. Arnau de Vilanova Hospital, Valencia, Spain

Dr. María José Sangüesa Nebot

- ♦ Specialist in Traumatology and Orthopedic Surgery
- ♦ Assistant Physician, COT Service, University Hospital Arnau de Vilanova, Valencia, Spain
- ♦ Assistant Physician, Hospital Clínico Universitario de Valencia, Spain
- ♦ Member of the Society of Traumatology and Orthopedic Surgery of the Autonomous Community of Valencia, Spanish Association of Research in Orthopedic Surgery and Traumatology, Spanish Society of Orthopedic Surgery and Traumatology

Dr. Angel Ramón Piñera Parrilla

- ♦ Assistant Physician of the COT Service in the Spine Pathology Unit of the Fundación Jiménez Díaz Hospital
- ♦ Spine Pathology Unit Physician
- ♦ Specialist in Adult Spinal and Tumor Pathology at Hospital Fundación Alcorcón and Hospital M. D. Anderson
- ♦ Specialist in Children's Spinal Pathology at Dr. Garrahan Children's Hospital
- ♦ Specialist Physician in the Orthopedic and Emergencies Surgery Traumatology and Jimenez Diaz Foundation University Hospital
- ♦ Specialist in Orthopedic Surgery and Traumatology at Canary University Hospital
- ♦ European Diploma in Spine Surgery from the European Spine Society
- ♦ Degree in Medicine and Surgery from the University of Oviedo
- ♦ Member of Study Group of Spine Diseases
- ♦ Member of the Spanish Network of Researchers in Back Disorders
- ♦ Member of Sacot

Dr. Adolfo Pérez Aznar

- ♦ Assistant Physician of the COT Service at the General Hospital of Elda
- ♦ Orthopedic and trauma surgeon at the Hospital Clínico Universitario de Valencia
- ♦ Specialist in Orthopedic and Traumatologic Surgery at the General Hospital of Elda
- ♦ Degree in Medicine and Surgery from the Hospital Clínico de Valencia

Dr. María Sánchez González

- ♦ Medical Specialist in Orthopedic Surgery and Traumatology at the La Fe Polytechnic and University Hospital La Fe
- ♦ Degree in Medicine and Surgery from the University of Alicante
- ♦ Member of the Spanish Society of Foot and Ankle Medicine and Surgery

Dr. Alberto Pérez García

- ♦ Specialist in the Plastic Surgery and Burns Service of the La Fe Polytechnic and University Hospital La Fe
- ♦ Specialist at Clínica Cavadas
- ♦ PhD in Medicine from the University of Valencia
- ♦ Degree in Medicine and Surgery from the University of Valencia
- ♦ Master's Degree in Reconstructive Microsurgery from the Autonomous University of Barcelona

Dr. Dragos Popescu

- ♦ Consultant Orthopedic Surgeon at the Hospital Clinic de Barcelona
- ♦ Knee Area Coordinator in the National Arthroscopy Training Plan
- ♦ Doctor of Medicine
- ♦ Degree in Medicine and Pharmacy, Carol Davila University, Bucharest
- ♦ Member of: Spanish Knee Society (SEROD), Spanish Society of Orthopedic Surgery and Traumatology (SECOT) and European Society of Sports Traumatology, Knee Surgery & Arthroscopy (ESSKA)

Dr. Juan Miguel Redin Huarte

- ♦ Assistant Physician of the COT Service at the Arnau de Vilanova Hospital
- ♦ Assistant Physician of the COT Service at Llíria Hospital
- ♦ Medical Specialist in Orthopedic and Traumatologic Surgery at the Valencia Health Department
- ♦ Doctor of Medicine from the Catholic University of Valencia San Vicente Mártir
- ♦ Graduate in Medicine and Surgery from the Universidad de Navarra

Dr. Felisa Sánchez Mariscal

- ♦ Traumatologist Specialist in Orthopedic Surgery
- ♦ Associate Chief of Orthopedic Surgery and Traumatology, University Hospital Rey Juan Carlos, Madrid, Spain
- ♦ Assistant Physician of the COT Service, University Hospital of Getafe, Madrid
- ♦ University Lecturer
- ♦ PhD in Medicine and Surgery
- ♦ Traumatology Specialist
- ♦ Degree in Medicine

Dr. Sylvia Sanz Aguilera

- ♦ Specialist in Physical Medicine and Rehabilitation
- ♦ Attending Physician of Orthopedic Surgery and Traumatology, Spine Unit at the Jiménez Díaz Foundation Hospital, Madrid
- ♦ Spine Specialist. Hospital Nacional de Paraplégicos, Toledo, Spain
- ♦ Degree in Medicine and Surgery. Complutense University of Madrid
- ♦ Specialist in Physical Medicine and Rehabilitation. San Carlos Clinical Hospital, Madrid, Spain
- ♦ Rotation at the National Hospital of Paraplegics of Toledo

Dr. Sánchez Zarzuela, Victor Manuel

- ♦ Assistant physician of the orthopedic surgery and traumatology service. Tumor unit. General Hospital of Valencia

Dr. Pablo Sanz Ruiz

- ♦ Orthopedic Surgeon and Traumatologist, and Reconstructive and Septic Surgery MMII
- ♦ Assistant Physician of the COT Service at the Hospital General Universitario Gregorio Marañón
- ♦ Orthopedic Surgeon and Traumatologist at the University Hospital Quirónsalud
- ♦ Specialist in Orthopedic Surgery and Traumatology at the Avanfi Institute
- ♦ Associate Professor of Orthopedic Surgery and Traumatology at the Complutense University of Madrid
- ♦ Endoclink Hamburg Specialist Physician
- ♦ Medical Specialist in Orthopedic Surgery at the Hospital for Special Surgery. New York
- ♦ Specialist in Orthopedic and Traumatologic Surgery
- ♦ Best Scientific Poster Award by the Spanish Knee Society (SEROD), American Academy of Orthopaedic Surgeons, Mutual Medical Research and SECOT Foundation in Basic Research in Orthopaedic Surgery and Traumatology on two occasions
- ♦ Member of the Spanish Society of Orthopedic Surgery and Traumatology, American Society of Hip and Knee Surgery, European Bone and Joint Infection Society, Spanish Society of Hip Surgery, Spanish Knee Society

Dr. Xavier Gallart Castany

- ♦ Coordinator of the Hip Unit at Hospital Clínic de Barcelona
- ♦ Doctor in Orthopedic Surgery and Traumatology at the University of Barcelona
- ♦ President of the Spanish Society of Hip Surgery (SECCA)

Dr. Terol Alcaide, Pablo José

- ♦ Specialist in Orthopedic and Trauma Surgery
- ♦ Attending Physician at Orthopedic Surgery and Traumatology Department at Valencia University Clinical Hospital
- ♦ Frequent collaborator of Dr. Angel Calvo in Zaragoza both in surgeries and training projects
- ♦ Frequent collaborator in congresses and training courses of the Spanish Arthroscopy Association (AEA)
- ♦ Participation as a lecturer in various medical events and congresses
- ♦ Co-author of the chapter of the book Shoulder Instability, 2010, (Ettore Taverna, Pascal Gleyze and Pietro Randelli), published by ESSKA, with the title: Posterior instability: clinical evaluation and treatment. A. Calvo P. Terol. N. Zurita, p. 87-108
- ♦ Degree in Medicine with honors from the University of Valencia
- ♦ Specialist in Orthopedic and Trauma Surgery
- ♦ Training in Shoulder Arthroscopy Surgery in the Shoulder and Elbow Unit of the COT Service at the University Hospital Miguel Servet. Zaragoza

Dr. Antonio Silvestre Muñoz

- ♦ Specialist in Orthopedic and Trauma Surgery
- ♦ Head of the Orthopedic Surgery and Traumatology Department at University Clinical Hospital of Valencia
- ♦ Researcher at the University of Valencia and Incliva Instituto de Investigación Sanitaria
- ♦ Clinical and Section Chief at the Hospital Clínico in the Health Department of Valencia
- ♦ Associate Professor at the Faculty of Medicine of the University of Valencia
- ♦ PhD in Medicine from the University of Valencia

Dr. Manuel Villanueva Martínez

- ♦ Minimally Invasive Surgery and Biological Therapies in Sports Medicine and Orthopedics Super Specialist
- ♦ Co-director of the Arthroplasty and Prosthetic Replacements Unit at the Surgical Institute of Traumatology and Advanced Recovery, iQtra
- ♦ Medical Director of the Avanfi Institute
- ♦ Director of the Cardiology Unit, Beata María Ana de Jesús Hospital
- ♦ Director of the Cardiology Unit, Beata María Ana de Jesús Hospital
- ♦ Attending Physician, Orthopedic Surgery and Traumatology Departments Gregorio Marañón Hospital
- ♦ Attending Physician, Orthopedic Surgery and Traumatology Departments Ramón y Cajal Hospital
- ♦ Author and Co-author of eight original surgical techniques included in the American Academy of Orthopaedic Surgeons (AAOS) Continuing Education Catalog
- ♦ Associate Professor of Orthopedic Surgery and Traumatology at the Universidad Complutense de Madrid
- ♦ Doctoral Thesis Management Engines
- ♦ Director of the Journal of the Matritense Society of Orthopedic Surgery and Traumatology, SOMACOT
- ♦ Collaborating Physician of Practical Teaching at the Gregorio Marañón and Ramón y Cajal Hospitals
- ♦ Attending Physician, Orthopedic Surgery and Traumatology Departments Ramón y Cajal Hospital
- ♦ PhD in Epidemiology and Public Health, Rey Juan Carlos University Outstanding Cum Laude

- ♦ Degree in Medicine and Surgery from the Autonomous University of Madrid
- ♦ Specialist in Orthopedic Surgery and Traumatology at Ramón y Cajal Hospital
- ♦ Master in's Degree in Evaluation of Bodily and Expertise Damage, European Institute Ministry of Health and Social Welfare
- ♦ National Research Award of the Spanish Society of Traumatology and Orthopedic Surgery (SECOT)
- ♦ World's First Surgeon Awarded by the American Academy of Orthopaedic Surgeons (AAOS) for an ultra-minimally invasive ultrasound-guided surgical technique
- ♦ Diario Médico Award for the best ideas in surgical techniques
- ♦ American Academy of Orthopaedic Surgeons Award
- ♦ Member of the American Academy of Orthopaedic Surgeons (AAOS), Spanish Society of Orthopedic Surgery and Traumatology (SECOT), Society of Orthopedic Surgery and Traumatology of Matritense (SOMACOT), Palacademy International Expert Group for Continuing Education in Hip and Knee Arthroplasty, Support Group for the Treatment of Osteoarticular Infection, GAIO, Hospital Gregorio Marañón

Dr. Juan Antonio Martín Benlloch

- ♦ Head of the Spine Surgery Unit at Doctor Peset Hospital
- ♦ Head of the Multidisciplinary Unit of Vertebral Pathology at the University Hospital Doctor Peset of Valencia, Reference Unit
- ♦ Head of Section of the Spine Unit of the University Hospital Doctor Peset of Valencia
- ♦ Specialist in Orthopedic and Trauma Surgery
- ♦ Member of the Society for the Study of Spine Diseases (GEER)



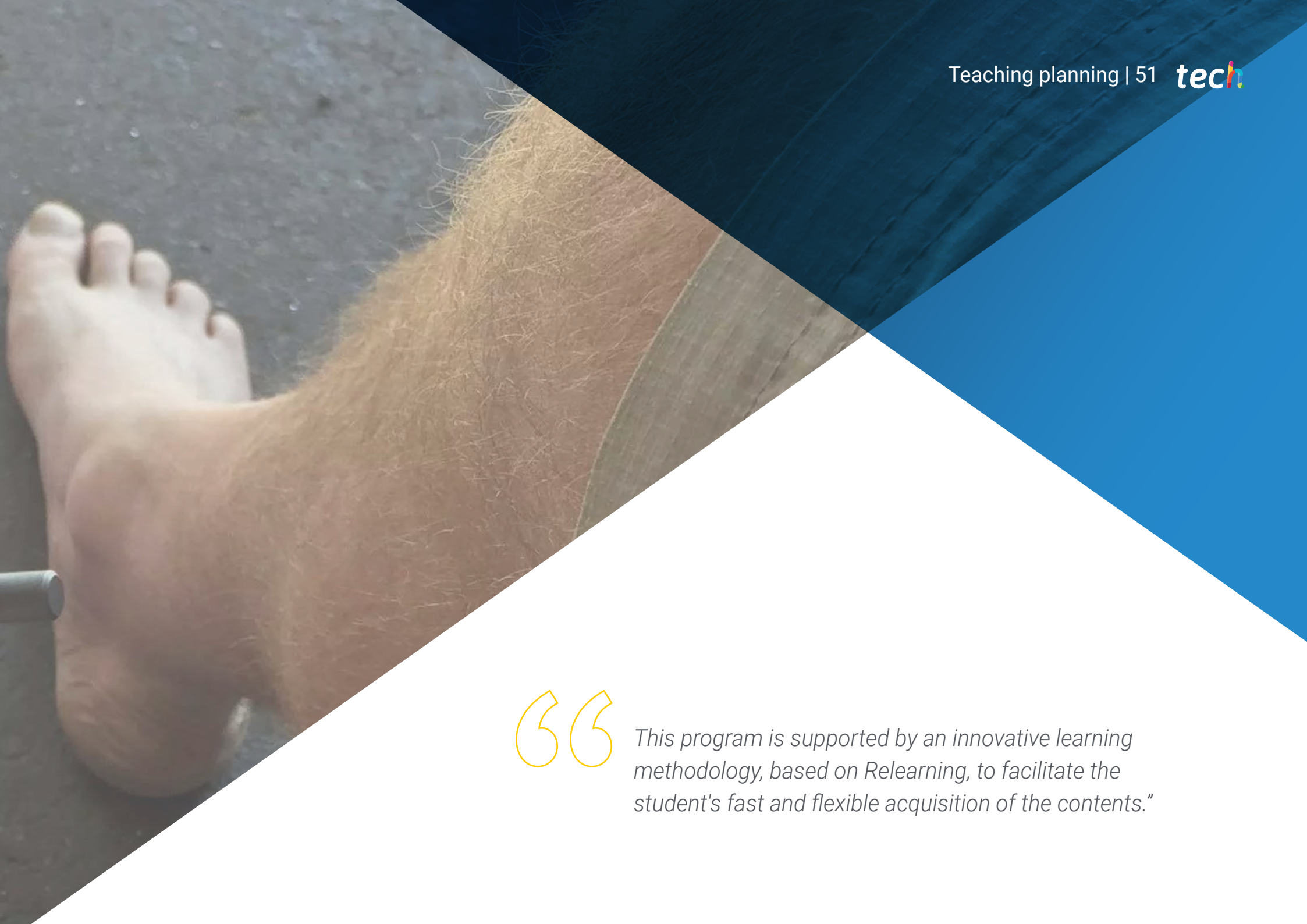
It delves into the most relevant theory in this field, subsequently applying it in a real work environment”

06

Educational Plan

The syllabus of this program has been designed based on the most updated theoretical and practical knowledge within the disciplines of Orthopedic Surgery and Traumatology. Through 10 academic modules, the student will analyze the most innovative techniques for the diagnosis and therapy of injuries and fractures in the locomotor system and human musculature. At the same time, they will examine the most complete surgical tools on the market. In addition, students will delve deeper into these subjects using multimedia resources with great didactic value such as interactive summaries, videos and infographics.





“

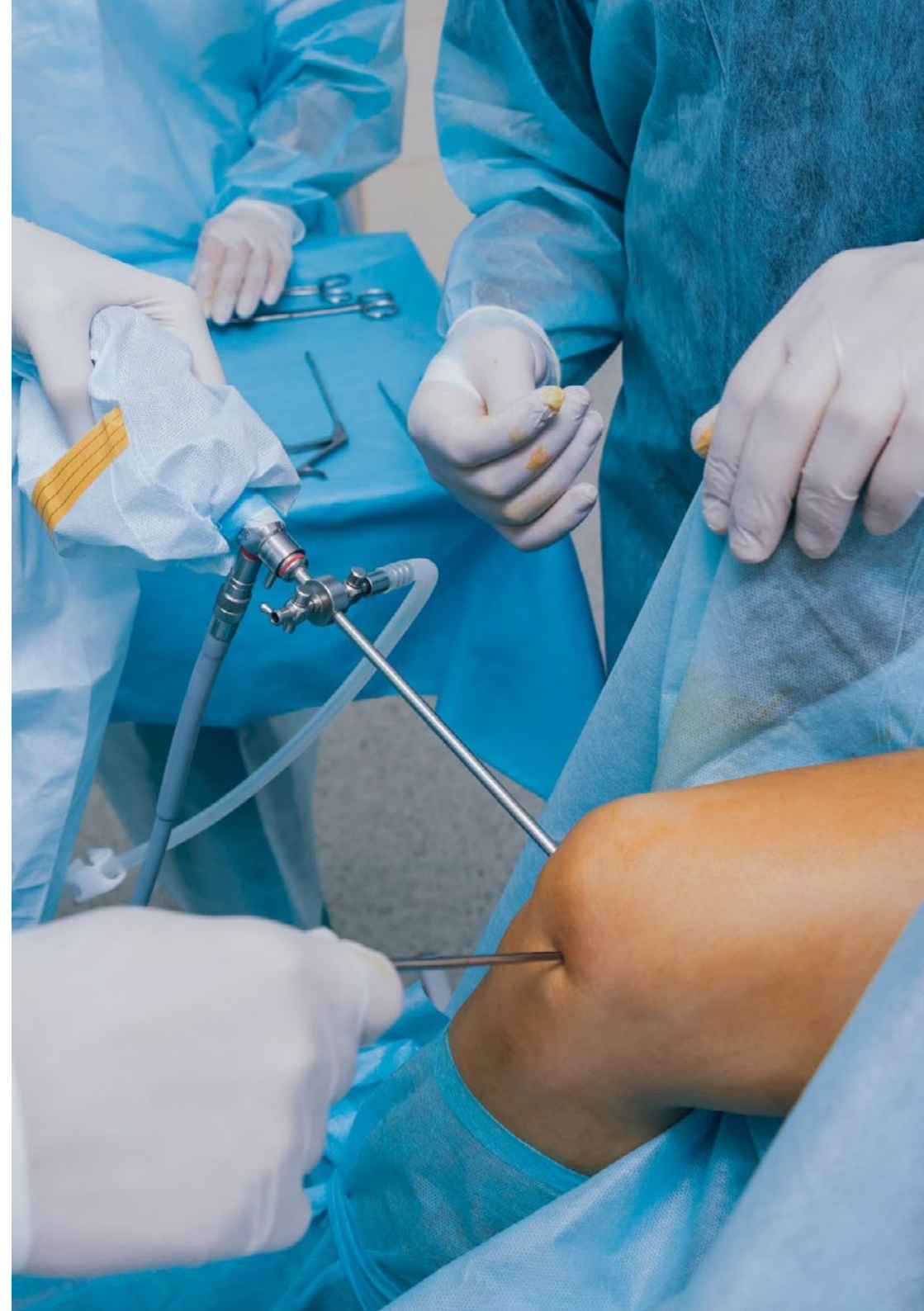
This program is supported by an innovative learning methodology, based on Relearning, to facilitate the student's fast and flexible acquisition of the contents.”

Module 1. General Aspects

- 1.1. Evidence-Based Medicine For Choosing the Correct Treatment in Orthopedic Surgery and Traumatology
- 1.2. Bone Bank
- 1.3. Update on Antibiotic Prophylaxis in Orthopedic Surgery and Traumatology
- 1.4. Thromboprophylaxis in Orthopedic Surgery and Traumatology
- 1.5. Update on Blood-Saving Policies Used
- 1.6. Applications of Cell Cultures in Orthopedics and Traumatology
- 1.7. Use of BMP in Orthopedics and Traumatology
- 1.8. Clinical Evidence on Plateletrich Plasma in Tendon and Joint Pathology
- 1.9. Update in the Management of a Polytraumatized Patient
- 1.10. Biopsychosocial Model in Musculoskeletal Pathology
- 1.11. Update on Results Measurement in Orthopedic Surgery and Traumatology
- 1.12. Interventional Radiology in Musculoskeletal Pathology
- 1.13. Current Concepts of Neurophysiology in Orthopedic Surgery

Module 2. Foot and Ankle

- 2.1. Hallux Valgus and Hallux Rigidus
- 2.2. Deformities of the Little Toes and Metatarsalgia
- 2.3. Minimally Invasive Surgery (MIS) of the Forefoot
- 2.4. Update on Flat Foot in Adults
- 2.5. Update on Pes Cavus
- 2.6. Ankle Arthrodesis and Ankle Arthroplasty
- 2.7. Ankle Instability
- 2.8. Osteochondral Injuries
- 2.9. Tibial Pylon Fracture
- 2.10. Calcaneus and Talus Fractures and Dislocations
- 2.11. Fractures and Dislocations of the Midfoot and Forefoot



Module 3. Infections

- 3.1. Basis of Diagnosis of Periprosthetic Joint Infection and Osteosynthesis Material Infections
- 3.2. Current Status of the Treatment in Total Knee Replacements and Total Hip Replacements
- 3.3. Acute and Chronic Osteomyelitis
- 3.4. Septic Arthritis
- 3.5. Spondylodiscitis and Vertebral Infections
- 3.6. Antibiotic Management of a Patient With an Osteoarticular Infection
- 3.7. Skin Coverage Techniques

Module 4. Tumors of the Locomotor System

- 4.1. General Aspects
- 4.2. Morphological Diagnosis of Tumors
- 4.3. Benign and Potentially Aggressive Tumors
- 4.4. Malignant Tumors of Bone and Cartilage Origin
- 4.5. Round Cell Lesions
- 4.6. Basics of Surgical Treatment of Locomotor System Tumors
- 4.7. Diagnostic and Therapeutic Approach to Locomotor Metastases

Module 5. knee

- 5.1. Meniscal Pathology
 - 5.1.1. Meniscal Suture
 - 5.1.2. Meniscal Transplant
- 5.2. Ligament Pathology
 - 5.2.1. Anterior Cruciate Ligament Surgery
 - 5.2.2. LCP and CPL Surgery
 - 5.2.3. New Perspectives in ACL Surgery
- 5.3. Patellofemoral Pathology
 - 5.3.1. Previous Knee Pain
 - 5.3.2. Patellar Instability
 - 5.3.3. Femoropatellar Prostheses and Tibial Tubercle Osteotomies

- 5.4. Degenerative Pathology
 - 5.4.1. Navigated Osteotomies in the Knee Region
 - 5.4.2. Unicompartmental Femorotibial Prostheses
 - 5.4.3. Bone Defects in Revision Surgery
 - 5.4.4. New Perspectives in Knee Prosthesis Surgery

Module 6. Pelvis, Hip and Femur

- 6.1. Traumatology
 - 6.1.1. Fractures of the Pelvis and Acetabulum Open Reconstruction Techniques and Percutaneous Treatment of Pelvic Ring Fractures
 - 6.1.2. Hip Fractures Current Criteria for Implant Selection Percutaneous Sliding Nail Plate in Pertrochanteric Fractures Implementation Techniques in Hip Fractures in Osteoporotic Patients
- 6.2. Orthopedics
 - 6.2.1. Friction Torques in Total Hip Replacement Surgery Current Concepts and Criteria for Implant Selection
 - 6.2.2. Total Hip Replacement Surgery with Short Stem and Overlay Prosthetics
 - 6.2.3. Periprosthetic Fractures, Salvage Techniques
 - 6.2.4. Minimally Invasive Approaches for Hip Arthroplasty
 - 6.2.5. Total Hip Replacement in Developmental Dysplasia of the Hip
 - 6.2.6. Painful Hip Prosthesis Diagnostic and Therapeutic Algorithm
 - 6.2.7. Total Hip Replacement Surgery Replacement: Management of Cup and Femur Defects
 - 6.2.8. Reconversion of Hip Arthrodesis to Arthroplasty
 - 6.2.9. Femoroacetabular Impingement Syndrome Hip Arthroscopy

Module 7. Spinal Column

- 7.1. Disc Herniation and Cervical Disc Degeneration. Anterior and Posterior Cervical Microdiscectomy Anterior and Posterior Release-Arthrodesis Techniques
- 7.2. Degenerative Disc Disease Cervical and Lumbar Disc Prosthesis
- 7.3. Cervical Column Fractures Reconstruction and Osteosynthesis Techniques
- 7.4. Osteoporotic Fractures Vertebroplasty and Kyphoplasty
- 7.5. Lumbar Disc Hernia and Lumbar Spinal Stenosis Minimally Invasive and Endoscopic Release Techniques
- 7.6. Scoliosis Update in Surgical Techniques
- 7.7. Scheuermann Disease Indications and Correction Techniques
- 7.8. Alterations of the Sagittal Balance of the Spine Pedicular Subtraction Osteotomies, Smith Pedersen, Burgos y Ponte
- 7.9. Spondylolisthesis Current Concepts in Indications and Treatment
- 7.10. Update on the Management of Vertebral Tumors
- 7.11. Thoracolumbar Vertebral Fractures Reconstruction and Osteosynthesis Techniques

Module 8. Shoulder and Elbow

- 8.1. Traumatology
 - 8.1.1. Fundamentals of Treatment of Scapula Fractures Conservation Treatment vs. Surgery Scientific Evidence
 - 8.1.2. Fractures of the Proximal Extremity of the Humerus in 3 and 4 Fragments Surgical Reduction or Arthroplasty
- 8.2. Orthopedic Surgery of the Shoulder
 - 8.2.1. Arthroscopic Stabilization of Recurrent Shoulder Dislocation
 - 8.2.2. Shoulder Instability Diagnostic and Therapeutic Algorithm
 - 8.2.3. Arthroscopic Release of the Subscapular Nerve
 - 8.2.4. Bicipital Pathology and SLAP Tears
 - 8.2.5. Critical Concepts in the Reparation of Rotator Cuff Tears Biology vs. Biomechanics
 - 8.2.6. Massive Rotator Cuff Tears Indications and Limitations of Inverted Prosthesis
 - 8.2.7. Glenohumeral Arthrosis
- 8.3. Orthopedic Surgery of the Elbow
 - 8.3.1. Elbow Arthroscopy Indications and Limitations
 - 8.3.2. Epicondylitis and Epitrochleitis New Surgical Techniques





Module 9. Hand and Forearm

- 9.1. Traumatology
 - 9.1.1. Fractures of Phalanges and Metacarpals
 - 9.1.2. Scaphoid and Carpal Bone Fractures
 - 9.1.3. Fractures of the Distal End of the Radius
 - 9.1.4. Traumatic Peripheral Nerve Pathology
 - 9.1.5. Complex Hand Injuries: Catastrophic Hand
- 9.2. Orthopedic Surgery of the Hand
 - 9.2.1. Wrist Arthrodesis and Partial Carpal Arthrodesis Carpectomy of the Proximal Carpal Row
 - 9.2.2. Dupuytren's Disease, Rhizarthrosis, Surgical Techniques
 - 9.2.3. Compressive Nervous Syndromes of the Upper Limbs
 - 9.2.4. Wrist Arthroscopy
- 9.3. Tendon Surgery
 - 9.3.1. Pathology of the Extensor Apparatus of the Fingers Boutonnière, Swan-Neck and Mallet Finger Deformities Reconstruction of Extensor Tendons
 - 9.3.2. Tendon Transpositions Paralytic hand

Module 10. Child Orthopedics

- 10.1. Arthroscopic Techniques in Children
- 10.2. Musculoskeletal Tumors in Children
- 10.3. Clubfoot and Congenital Foot Pathology
- 10.4. Spondylolisthesis in Childhood
- 10.5. Surgery in Childhood Paralysis
- 10.6. Early Onset Scoliosis

07

Clinical Internship

After passing the online learning period, the program includes a practical training period in a reference clinical center. The student will have at their disposal the support of a tutor who will accompany him/her during the whole process, both in the preparation and in the development of the clinical internship.





“

Do your clinical internship in one of the best hospitals, with the quality guarantee of specialists with extensive professional experience”

The Internship Program consists of a practical stay in a referral clinical center, lasting 3 weeks, from Monday to Friday with 8 consecutive hours of practice with an attending specialist. This stay will allow you to see real patients alongside a team of reference professionals applying the most innovative diagnostic procedures and planning the latest generation of therapy for each pathology.

In this training proposal, completely practical in nature, the activities are aimed at developing and perfecting the competencies necessary for the provision of health care in areas and conditions that require a high level of qualification, and which are oriented towards specific training for the exercise of the activity, in an environment of patient safety and high professional performance.

It is, without a doubt, an opportunity to learn by working in the innovative hospital of the future where real-time health monitoring of patients is at the center of the digital culture of its professionals. This is a new way of understanding and integrating health processes, making it the ideal teaching scenario for this innovative experience in the improvement of professional medical competencies in the 21st century.

The practical part will be carried out with the active participation of the student performing the activities and procedures of each area of competence (learning to learn and learning to do), with the accompaniment and guidance of the professors and other training partners that facilitate teamwork and multidisciplinary integration as transversal competencies for the practice of the medical (learning to be and learning to relate).

The procedures described below will form the basis of the practical part of the training, and their completion is subject to both the suitability of the patients and the availability of the center and its workload, with the proposed activities being as follows:



Module	Practical Activity
Surgical techniques and approach to foot, ankle and knee trauma conditions	Apply the specific surgical procedure for hallux valgus and hallux rigidus
	Approach degenerative meniscal tears
	Foot and ankle surgery using reconstructive techniques
	Perform forefoot MIS surgery
	Perform medial femoropatellar ligament plasty in patellar instability
	Proceed, by means of the most advanced techniques, in the transplantation of the extensor apparatus
	MIS approach to knee arthroplasty
	Manage femoral and tibial defects by performing PTR replacement
Surgical techniques and approach to traumatic conditions of the pelvis, hip, femur and spine	Specific treatment of hip fracture in the osteoporotic patient
	Addressing diaphyseal fractures of the femur using the most up-to-date treatments
	Minimally invasive operation in hip arthroplasty
	Sequentially perform hip arthrodesis reconversion to arthroplasty
	Identify and address femoroacetabular impingement syndrome
	Apply percutaneous surgical techniques in tendon friction syndromes around the hip, as well as in thoracolumbar vertebral fractures
	Identifying and managing cervical myelopathy
	Intervene in a sequential manner in an anterior cervical corpectomy
	Recognize the different degrees of spondylolisthesis and respond to this condition
Surgical and trauma procedures of the shoulder, elbow, hand and forearm	Assess and differentiate diaphyseal and distal humerus fractures, applying the specific treatment for each condition
	Examine olecranon fractures, radial head fractures and dislocations, selecting appropriate treatment
	Identify Dupuytren's disease and select a treatment according to its stage and severity
	Approach carpal tunnel syndrome according to the latest clinical postulates
	Apply appropriate treatment for tendinitis, tenosynovitis, cysts and tumors
	Perform percutaneous and ultrasound-guided procedures in synovial and tendon pathologies

Module	Practical Activity
Surgical management and approach to infections and tumors of the musculoskeletal system.	Approach spondylodiscitis and other vertebral infections according to the most updated treatments
	Apply specific antibiotic treatments to the different common infections in TOC
	Specifically manage acute and chronic osteomyelitis and septic arthritis
	Apply diagnostic imaging methods in the detection of musculoskeletal tumors
	Apply the radiofrequency ablation technique, identifying the cases that require it
Updated techniques in pediatric orthopedics	Apply arthroscopic techniques in the pediatric patient
	Addressing musculoskeletal tumor, surgically and non-surgically in children
	Diagnose and treat clubfoot and congenital foot pathology
	Perform the specific surgical procedure for infantile paralysis
	Identify and treat, following the latest clinical postulates, early-onset Scoliosis



Get trained in a hospital that can offer you all these possibilities, with an innovative academic program"

Civil Liability Insurance

This institution's main concern is to guarantee the safety of the trainees and other collaborating agents involved in the internship process at the company. Among the measures dedicated to achieving this is the response to any incident that may occur during the entire teaching-learning process.

To this end, this educational entity undertakes to take out civil liability insurance to cover any eventuality that may arise during the stay at the internship center.

This liability policy for interns will have broad coverage and will be taken out prior to the start of the practical training period. In this way, the professional will not have to worry in case he/she has to face an unexpected situation and will be covered until the end of the practical program at the center.



General Conditions of the Internship Program

The general terms and conditions of the internship program agreement shall be as follows:

1. TUTOR: During the Hybrid Professional Master's Degree, students will be assigned with two tutors who will accompany them throughout the process, answering any doubts and questions that may arise. On the one hand, there will be a professional tutor belonging to the internship center who will have the purpose of guiding and supporting the student at all times. On the other hand, they will also be assigned with an academic tutor whose mission will be to coordinate and help the students during the whole process, solving doubts and facilitating everything they may need. In this way, the student will be accompanied and will be able to discuss any doubts that may arise, both clinical and academic.

2. DURATION: The internship program will have a duration of three continuous weeks, in 8-hour days, 5 days a week. The days of attendance and the schedule will be the responsibility of the center and the professional will be informed well in advance so that they can make the appropriate arrangements.

3. ABSENCE: If the students does not show up on the start date of the Hybrid Professional Master's Degree, they will lose the right to it, without the possibility of reimbursement or change of dates. Absence for more than two days from the internship, without justification or a medical reason, will result in the professional's withdrawal from the internship, therefore, automatic termination of the internship. Any problems that may arise during the course of the internship must be urgently reported to the academic tutor.

4. CERTIFICATION: Professionals who pass the Hybrid Professional Master's Degree will receive a certificate accrediting their stay at the center.

5. EMPLOYMENT RELATIONSHIP: the Hybrid Professional Master's Degree shall not constitute an employment relationship of any kind.

6. PRIOR EDUCATION: Some centers may require a certificate of prior education for the Hybrid Professional Master's Degree. In these cases, it will be necessary to submit it to the TECH internship department so that the assignment of the chosen center can be confirmed.

7. DOES NOT INCLUDE: The Hybrid Professional Master's Degree will not include any element not described in the present conditions. Therefore, it does not include accommodation, transportation to the city where the internship takes place, visas or any other items not listed.

However, students may consult with their academic tutor for any questions or recommendations in this regard. The academic tutor will provide the student with all the necessary information to facilitate the procedures in any case.

08

Where Can I Do the Clinical Internship?

To ensure that the updating process is the best possible, TECH proposes the realization of this on-site stay in a prestigious center that can provide the physician with the latest advances in the field of orthopedic surgery. This is a very complex and broad field, so it requires updating by the specialist, and the role of the hospital institutions proposed here is vital in this process, since they will offer the most advanced knowledge in the specialty.





“

The most advanced knowledge in the field of Orthopedic Surgery and Traumatology awaits you throughout this educational programs”



The student will be able to take the practical part of this Hybrid Professional Master's Degree in the following centers:



Medicine

Hospital HM Modelo

Country: Spain
City: La Coruña

Address: Rúa Virrey Osorio, 30, 15011, A Coruña

Network of private clinics, hospitals and specialized centers distributed throughout Spain.

Related internship programs:

- Anaesthesiology and Resuscitation
- Palliative Care



Medicine

Hospital Maternidad HM Belén

Country: Spain
City: La Coruña

Address: R. Filantropía, 3, 15011, A Coruña

Network of private clinics, hospitals and specialized centers distributed throughout Spain.

Related internship programs:

- Update in Assisted Reproduction
- Hospitals and Health Services Management



Medicine

Hospital HM Rosaleda

Country: Spain
City: La Coruña

Address: Rúa de Santiago León de Caracas, 1, 15701, Santiago de Compostela, A Coruña

Network of private clinics, hospitals and specialized centers distributed throughout Spain.

Related internship programs:

- Hair Transplantation
- Orthodontics and Dentofacial Orthopedics



Medicine

Hospital HM La Esperanza

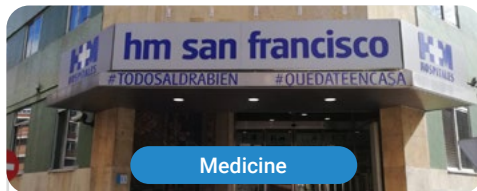
Country: Spain
City: La Coruña

Address: Av. das Burgas, 2, 15705, Santiago de Compostela, A Coruña

Network of private clinics, hospitals and specialized centers distributed throughout Spain.

Related internship programs:

- Oncology Nursing
- Clinical Ophthalmology



Medicine

Hospital HM San Francisco

Country: Spain
City: León

Address: C. Marqueses de San Isidro, 11, 24004, León

Network of private clinics, hospitals and specialized centers distributed throughout Spain.

Related internship programs:

- Update in Anesthesiology and Resuscitation
- Trauma Nursing



Medicine

Hospital HM Regla

Country: Spain
City: León

Address: Calle Cardenal Landázuri, 2, 24003, León

Network of private clinics, hospitals and specialized centers distributed throughout Spain.

Related internship programs:

- Update on Psychiatric Treatment in Minor Patients



Medicine

Hospital HM Nou Delfos

Country: Spain
City: Barcelona

Address: Avinguda de Vallcarca, 151, 08023 Barcelona

Network of private clinics, hospitals and specialized centers distributed throughout Spain.

Related internship programs:

- Aesthetic Medicine
- Clinical Nutrition in Medicine



Medicine

Hospital HM Madrid

Country: Spain
City: Madrid

Address: Pl. del Conde del Valle de Súchil, 16, 28015, Madrid

Network of private clinics, hospitals and specialized centers distributed throughout Spain.

Related internship programs:

- Palliative Care
- Anaesthesiology and Resuscitation



Medicine

Hospital HM Montepríncipe

Country	City
Spain	Madrid

Address: Av. de Montepríncipe, 25, 28660, Boadilla del Monte, Madrid

Network of private clinics, hospitals and specialized centers distributed throughout Spain.

Related internship programs:

- Palliative Care
- Aesthetic Medicine



Medicine

Hospital HM Torrelodones

Country	City
Spain	Madrid

Address: Av. Castillo Olivares, s/n, 28250, Torrelodones, Madrid

Network of private clinics, hospitals and specialized centers distributed throughout Spain.

Related internship programs:

- Anaesthesiology and Resuscitation
- Palliative Care



Medicine

Hospital HM Sanchinarro

Country	City
Spain	Madrid

Address: Calle de Oña, 10, 28050, Madrid

Network of private clinics, hospitals and specialized centers distributed throughout Spain.

Related internship programs:

- Anaesthesiology and Resuscitation
- Palliative Care



Medicine

Hospital HM Nuevo Belén

Country	City
Spain	Madrid

Address: Calle José Silva, 7, 28043, Madrid

Network of private clinics, hospitals and specialized centers distributed throughout Spain.

Related internship programs:

- General and Digestive System Surgery
- Clinical Nutrition in Medicine



Medicine

Hospital HM Puerta del Sur

Country	City
Spain	Madrid

Address: Av. Carlos V, 70, 28938, Móstoles, Madrid

Network of private clinics, hospitals and specialized centers distributed throughout Spain.

Related internship programs:

- Palliative Care
- Clinical Ophthalmology



Medicine

Hospital HM Vallés

Country	City
Spain	Madrid

Address: Calle Santiago, 14, 28801, Alcalá de Henares, Madrid

Network of private clinics, hospitals and specialized centers distributed throughout Spain.

Related internship programs:

- Gynecologic Oncology
- Clinical Ophthalmology



Medicine

Policlínico HM Arapiles

Country	City
Spain	Madrid

Address: C. de Arapiles, 8, 28015, Madrid

Network of private clinics, hospitals and specialized centers distributed throughout Spain.

Related internship programs:

- Anaesthesiology and Resuscitation
- Pediatric Dentistry



Medicine

Policlínico HM Distrito Telefónica

Country	City
Spain	Madrid

Address: Ronda de la Comunicación, 28050, Madrid

Network of private clinics, hospitals and specialized centers distributed throughout Spain.

Related internship programs:

- Optical Technologies and Clinical Optometry
- General and Digestive System Surgery



Medicine

Policlínico HM Gabinete Velázquez

Country	City
Spain	Madrid

Address: C. de Jorge Juan, 19, 1° 28001, 28001, Madrid

Network of private clinics, hospitals and specialized centers distributed throughout Spain.

Related internship programs:

- Clinical Nutrition in Medicine
- Aesthetic Plastic Surgery



Medicine

Policlínico HM La Paloma

Country	City
Spain	Madrid

Address: Calle Hilados, 9, 28850, Torrejón de Ardoz, Madrid

Network of private clinics, hospitals and specialized centers distributed throughout Spain.

Related internship programs:

- Advanced Operating Room Nursing
- Orthodontics and Dentofacial Orthopedics



Medicine

Policlínico HM Las Tablas

Country	City
Spain	Madrid

Address: C. de la Sierra de Atapuerca, 5, 28050, Madrid

Network of private clinics, hospitals and specialized centers distributed throughout Spain.

Related internship programs:

- Trauma Nursing
- Diagnosis in Physiotherapy



Medicine

Policlínico HM Moraleja

Country	City
Spain	Madrid

Address: P.º de Alcobendas, 10, 28109, Alcobendas, Madrid

Network of private clinics, hospitals and specialized centers distributed throughout Spain.

Related internship programs:

- Rehabilitation Medicine in Acquired Brain Injury Management



Medicine

Policlínico HM Rosaleda Lalín

Country	City
Spain	Pontevedra

Address: Av. Buenos Aires, 102, 36500, Lalín, Pontevedra

Network of private clinics, hospitals and specialized centers distributed throughout Spain.

Related internship programs:

- Advances in Hematology and Hemotherapy
- Neurological Physiotherapy



Medicine

Policlínico HM Imi Toledo

Country	City
Spain	Toledo

Address: Av. de Irlanda, 21, 45005, Toledo

Network of private clinics, hospitals and specialized centers distributed throughout Spain.

Related internship programs:

- Electrotherapy in Rehabilitation Medicine
- Hair Transplantation



Medicine

Clínica Integria

Country	City
Spain	Granada

Address: Calle Torre de Comares, 2, 18007 Granada

INTÉGRIA, clinic with more than 20 years of experience in Aesthetic Medicine, General Medicine, Capillary Surgery and Aesthetic Surgery.

Related internship programs:

- Clinical Analysis
- Aesthetic Plastic Surgery



Medicine

Grupo Gamma

Country	City
Argentina	Santa Fe

Address: Entre Ríos 330, Rosario, Santa Fe

Polyclinic specialized in various medical specialties

Related internship programs:

Update in Anesthesiology and Resuscitation
- Gynecologic Oncology

09

Methodology

This academic program offers students a different way of learning. Our methodology uses a cyclical learning approach: **Relearning**.

This teaching system is used, for example, in the most prestigious medical schools in the world, and major publications such as the **New England Journal of Medicine** have considered it to be one of the most effective.



“

Discover Relearning, a system that abandons conventional linear learning, to take you through cyclical teaching systems: a way of learning that has proven to be extremely effective, especially in subjects that require memorization"

At TECH we use the Case Method

What should a professional do in a given situation? Throughout the program, students will face multiple simulated clinical cases, based on real patients, in which they will have to do research, establish hypotheses, and ultimately resolve the situation. There is an abundance of scientific evidence on the effectiveness of the method. Specialists learn better, faster, and more sustainably over time.

With TECH you will experience a way of learning that is shaking the foundations of traditional universities around the world.



According to Dr. Gervas, the clinical case is the annotated presentation of a patient, or group of patients, which becomes a "case", an example or model that illustrates some peculiar clinical component, either because of its teaching power or because of its uniqueness or rarity. It is essential that the case is based on current professional life, trying to recreate the real conditions in the physician's professional practice.

“

Did you know that this method was developed in 1912, at Harvard, for law students? The case method consisted of presenting students with real-life, complex situations for them to make decisions and justify their decisions on how to solve them. In 1924, Harvard adopted it as a standard teaching method”

The effectiveness of the method is justified by four fundamental achievements:

1. Students who follow this method not only achieve the assimilation of concepts, but also a development of their mental capacity, through exercises that evaluate real situations and the application of knowledge.
2. Learning is solidly translated into practical skills that allow the student to better integrate into the real world.
3. Ideas and concepts are understood more efficiently, given that the example situations are based on real-life.
4. Students like to feel that the effort they put into their studies is worthwhile. This then translates into a greater interest in learning and more time dedicated to working on the course.



Relearning Methodology

At TECH we enhance the case method with the best 100% online teaching methodology available: Relearning.

This university is the first in the world to combine the study of clinical cases with a 100% online learning system based on repetition, combining a minimum of 8 different elements in each lesson, a real revolution with respect to the mere study and analysis of cases.

Professionals will learn through real cases and by resolving complex situations in simulated learning environments. These simulations are developed using state-of-the-art software to facilitate immersive learning.



At the forefront of world teaching, the Relearning method has managed to improve the overall satisfaction levels of professionals who complete their studies, with respect to the quality indicators of the best online university (Columbia University).

With this methodology, more than 250,000 physicians have been trained with unprecedented success in all clinical specialties regardless of surgical load. Our pedagogical methodology is developed in a highly competitive environment, with a university student body with a strong socioeconomic profile and an average age of 43.5 years old.

Relearning will allow you to learn with less effort and better performance, involving you more in your specialization, developing a critical mindset, defending arguments, and contrasting opinions: a direct equation to success.

In our program, learning is not a linear process, but rather a spiral (learn, unlearn, forget, and re-learn). Therefore, we combine each of these elements concentrically.

The overall score obtained by TECH's learning system is 8.01, according to the highest international standards.



This program offers the best educational material, prepared with professionals in mind:



Study Material

All teaching material is produced by the specialists who teach the course, specifically for the course, so that the teaching content is highly specific and precise.

These contents are then applied to the audiovisual format, to create the TECH online working method. All this, with the latest techniques that offer high quality pieces in each and every one of the materials that are made available to the student.



Surgical Techniques and Procedures on Video

TECH introduces students to the latest techniques, the latest educational advances and to the forefront of current medical techniques. All of this in direct contact with students and explained in detail so as to aid their assimilation and understanding. And best of all, you can watch the videos as many times as you like.



Interactive Summaries

The TECH team presents the contents attractively and dynamically in multimedia lessons that include audio, videos, images, diagrams, and concept maps in order to reinforce knowledge.

This exclusive educational system for presenting multimedia content was awarded by Microsoft as a "European Success Story".



Additional Reading

Recent articles, consensus documents and international guidelines, among others. In TECH's virtual library, students will have access to everything they need to complete their course.





Expert-Led Case Studies and Case Analysis

Effective learning ought to be contextual. Therefore, TECH presents real cases in which the expert will guide students, focusing on and solving the different situations: a clear and direct way to achieve the highest degree of understanding.



Testing & Retesting

We periodically evaluate and re-evaluate students' knowledge throughout the program, through assessment and self-assessment activities and exercises, so that they can see how they are achieving their goals.



Classes

There is scientific evidence on the usefulness of learning by observing experts. The system known as Learning from an Expert strengthens knowledge and memory, and generates confidence in future difficult decisions.



Quick Action Guides

TECH offers the most relevant contents of the course in the form of worksheets or quick action guides. A synthetic, practical, and effective way to help students progress in their learning.



10 Certificate

The Hybrid Professional Master's Degree in and Traumatology Update in Orthopedic Surgery guarantees students, in addition to the most rigorous and up-to-date education, access to a Hybrid Professional Master's Degree diploma issued by TECH Global University.



“

Successfully complete this program and receive your university qualification without having to travel or fill out laborious paperwork"

This program will allow you to obtain your **Hybrid Professional Master's Degree diploma in Update on Orthopedic Surgery and Traumatology** endorsed by **TECH Global University**, the world's largest online university.

TECH Global University is an official European University publicly recognized by the Government of Andorra ([official bulletin](#)). Andorra is part of the European Higher Education Area (EHEA) since 2003. The EHEA is an initiative promoted by the European Union that aims to organize the international training framework and harmonize the higher education systems of the member countries of this space. The project promotes common values, the implementation of collaborative tools and strengthening its quality assurance mechanisms to enhance collaboration and mobility among students, researchers and academics.

This **TECH Global University** title is a European program of continuing education and professional updating that guarantees the acquisition of competencies in its area of knowledge, providing a high curricular value to the student who completes the program.

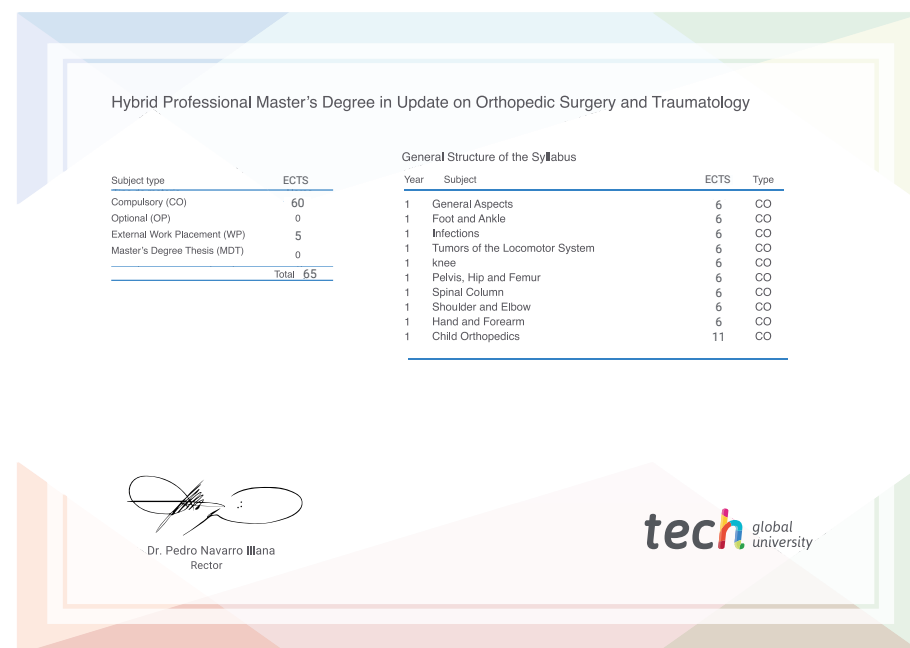
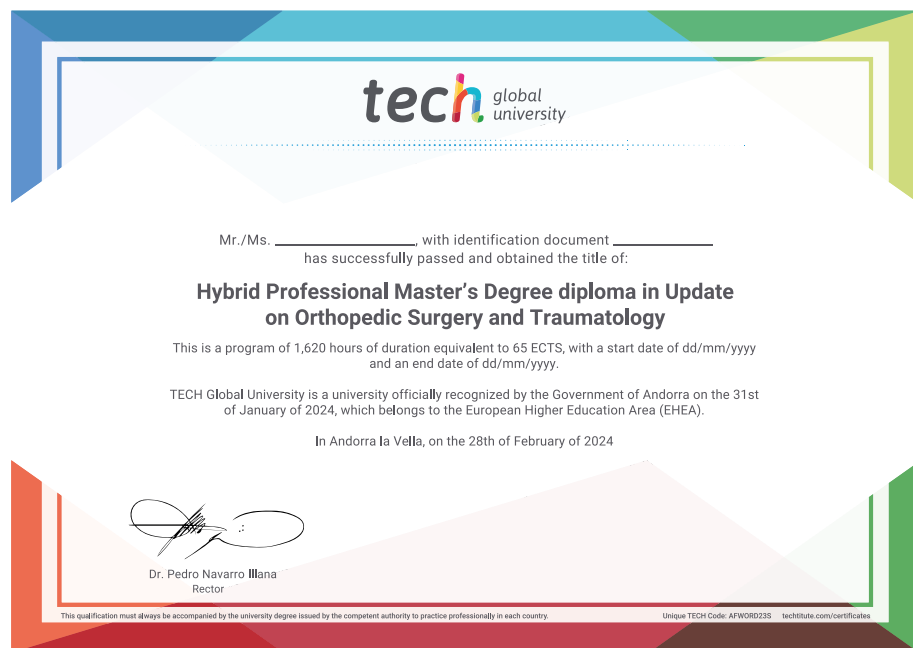
Title: **Hybrid Professional Master's Degree in Update on Orthopedic Surgery and Traumatology**

Course Modality: **Hybrid (Online + Clinical Internship)**

Duration: **12 months**

Certificate: **TECH Global University**

Recognition: **60 + 5 ECTS Credits**



*Apostille Convention. In the event that the student wishes to have their paper diploma issued with an apostille, TECH Global University will make the necessary arrangements to obtain it, at an additional cost.



Hybrid Professional Master's Degree

Update on Orthopedic Surgery and Traumatology

Modality: Hybrid (Online + Clinical Internship)

Duration: 12 months

Certificate: TECH Global University

60 + 5 créditos ECTS

Hybrid Professional Master's Degree

Update on Orthopedic
Surgery and Traumatology