

# Hybrid Professional Master's Degree Oncologic Endoscopy



## Hybrid Professional Master's Degree Oncologic Endoscopy

Modality: Hybrid (Online + Clinical Internship)

Duration: 12 months

Certificate: TECH Global University

Credits: 60 + 4 ECTS

Website: [www.techtute.com/us/medicine/hybrid-professional-master-degree/hybrid-professional-master-degree-oncologic-endoscopy](http://www.techtute.com/us/medicine/hybrid-professional-master-degree/hybrid-professional-master-degree-oncologic-endoscopy)

# Index

01

Introduction

---

*p. 4*

02

Why Study this Hybrid  
Professional Master's Degree?

---

*p. 8*

03

Objectives

---

*p. 12*

04

Competencies

---

*p. 18*

05

Course Management

---

*p. 22*

06

Educational Plan

---

*p. 34*

07

Clinical Internship

---

*p. 40*

08

Where Can I Do the Clinical  
Internship?

---

*p. 46*

09

Methodology

---

*p. 52*

10

Certificate

---

*p. 60*

# 01

# Introduction

The progress achieved in the diagnosis of oncological diseases thanks to the use of endoscopic techniques has made it possible to improve the effectiveness of treatments and the quality of life of patients. Undoubtedly, one of these advances has been achieved thanks to the use of artificial intelligence, which makes it possible to detect polyps, precancerous lesions in any area of the gastrointestinal tract. In this innovative scenario, TECH has created this program that provides the specialist with the latest scientific information through a 100% online theoretical updating model, complemented by a 3-week clinical internship in a first class hospital center. All of this is compatible with the professional's usual practice and is performed by the best experts in endoscopic techniques in oncology patients.



“

*This Hybrid Professional Master's Degree allows you to update your knowledge on Oncologic Endoscopy through the best specialists in this area"*

The advances made in recent years in endoscopy point to a promising future for oncology patients, who require increasingly precise technology for both early diagnosis and specific treatment of the various pathologies affecting the Digestive Tract.

A reality that has allowed the introduction in the most innovative hospital centers, artificial intelligence to detect more accurately different lesions or the use of echoendoscopy, which facilitate the determination of the extent of Tumors. A scenario in continuous progress, which requires specialists in this field with renewed knowledge. Faced with this reality, TECH has created this Hybrid Professional Master's Degree, which offers the medical professional, a theoretical framework 100% online, culminating with a clinical internship in a reference hospital center in Oncologic Endoscopy.

In this way, this educational institution provides the specialist with an update on the most innovative techniques used in this field, such as Full-Thickness Resection, Panendoscopy or endoscopic suturing systems. All this, in addition, with multimedia resources that can be easily accessed from a computer, tablet or cell phone with Internet connection, at any time of the day.

In addition, in order for the professional to obtain a complete and direct update in this field, this program includes a 3-week practical internship with the best specialists in this area. All this, in a first class hospital center, where you will be able to treat real patients, under the latest diagnostic and therapeutic techniques used in Oncology.

A unique experience that will allow the professional to update their skills, according to current professional needs, and always in a first class environment, surrounded by the best specialists. An opportunity that only TECH offers.

This **Hybrid Professional Master's Degree in Oncologic Endoscopy** contains the most complete and up-to-date scientific program on the market. Its most notable features are:

- ♦ Development of more than 100 clinical cases presented by oncology professionals with expertise in endoscopy
- ♦ The graphic, schematic, and practical contents with which they are created, provide scientific and practical information on the disciplines that are essential for professional practice
- ♦ Endoscopy assessment and practice according to the latest international recommendations
- ♦ Comprehensive systematized action plans for the main pathologies in the oncology unit
- ♦ Presentation of diagnostic and therapeutic techniques in oncology patients
- ♦ An algorithm-based interactive learning system for decision-making in the clinical situations presented throughout the course
- ♦ Practical clinical guides on approaching different pathologies
- ♦ Special emphasis on test-based medicine and research methodologies in oncology patients
- ♦ All of this will be complemented by theoretical lessons, questions to the expert, debate forums on controversial topics, and individual reflection assignments
- ♦ Content that is accessible from any fixed or portable device with an Internet connection
- ♦ Furthermore, you will be able to carry out a clinical internship in one of the best hospital centers

“

*This Hybrid Professional Master's Degree will bring you up to date with progress in the removal of lesions by surgical and endoscopic techniques"*

This Master's program, which has a professionalizing nature and a blended learning modality, is aimed at updating oncology professionals who perform their functions in Oncology units, and who require a high level of qualification. The contents are based on the latest scientific evidence, and oriented in an educational way to integrate theoretical knowledge into practice, and the theoretical-practical elements will facilitate knowledge update and decision-making in patient management.

Thanks to its multimedia content developed with the latest educational technology, they will allow the professional to learn in a contextual and situated learning environment, i.e., a simulated environment that will provide immersive learning programmed to train in real situations. This program is designed around Problem-Based Learning, whereby the professional must try to solve the different professional practice situations that arise throughout the program. For this purpose, the students will be assisted by an innovative interactive video system created by renowned and experienced experts.

*This program introduces you to real clinical scenarios through a theoretical-practical approach, unique in the educational landscape.*

*A qualification that introduces you to the most recent findings on advanced neoformations of the colon and rectum through the use of endoscopic techniques.*



# 02

## Why Study this Hybrid Professional Master's Degree?

Through this university program, TECH brings professionals closer to a unique educational experience, where they can update their knowledge through the most advanced and comprehensive content on Oncologic Endoscopy and direct clinical practice. Therefore, this institution has created this program that offers a current view on the diagnosis of lesions in the Small Intestine, Colon and Rectum, Pancreas, or Esophagus. All this combined with a practical internship in a prestigious clinical center. In this way, the specialist will get a more effective update in this field, being also guided throughout this process by the best experts in Digestive System.





09/26/2019

Name  
ID  
Age  
Sex

“

*TECH is the only university that gives you the opportunity to update your skills in the best hospitals specialized in endoscopic techniques”*

### 1. Updating from the Latest Technology Available

The Digestive and Oncology Units have undergone important advances in recent years as a result of the technological progress achieved in endoscopic techniques. For this reason, and in order to bring the specialist closer to the use of the latest generation technology in this field, TECH has created this Hybrid Professional Master's Degree, where you can delve in a simple and dynamic way into the multiple possibilities offered by artificial intelligence or the development of radiofrequency in tumor pathologies.

### 2. Gaining In-depth Knowledge from the Experience of Top Specialists

During the 12 months of this program, the medical professional will be guided at all times by the best specialists in endoscopic techniques used in oncology patients. First of all, you will have access to a first-class teaching team and then you will be tutored during your practical internship by an expert in this field. In this way, TECH provides a high quality update according to the real needs of specialists.

### 3. Entering First-Class Clinical Environments

TECH's rigorous selection of both the teachers and the centers where the practical stay will be carried out is a guarantee for the professional who wishes to take this Hybrid Professional Master's Degree. In this way, you will be able to see how endoscopic techniques and the equipment necessary to perform procedures in the oncological field have evolved.





#### 4. Combining the Best Theory with State-of-the-Art Practice

This Hybrid Professional Master's Degree allows the professional to obtain an update through the perfect combination of a theoretical framework compatible with the usual clinical practice and the improvement of practical skills through a stay in a first level hospital center. All this, in only 12 months and with the best experts in Oncologic Endoscopy.

#### 5. Expanding the Boundaries of Knowledge

TECH offers the possibility to carry out this program with a 100% online content and in national and international leading clinical centers, always guided by the best in the field. In this way, the specialists will have a range of possibilities to expand their frontiers and catch up with real experts, who practice in hospitals that are at the forefront in the diagnosis and care of oncology patients.



*You will have full practical immersion at the center of your choice"*

# 03 Objectives

TECH provides medical professionals with pedagogical tools that employ the latest technology applied to educational teaching. In this way, the specialist will be able to update his knowledge in a much more dynamic and effective way. Furthermore, it will achieve these goals by applying on-site, in a first level hospital center, all the advances seen in the theoretical framework.





“

*This program offers you the opportunity to obtain the latest information on the pros and cons of the use of endoscopy in certain digestive pathologies"*



## General Objective

---

- The objective of this Hybrid Professional Master's Degree in Oncologic Endoscopy is to ensure that the medical professionals, after 1,620 hours of knowledge updating, achieve their objectives of updating and can integrate them into their usual praxis. For this purpose, TECH has designed a program compatible with daily medical practice and created by the best specialists in Oncologic Endoscopy. In this way, the specialist will be able to delve into the latest endoscopic techniques and learn about the future of endoscopy in oncology patients



*Thanks to this program you will be closer to be up-to-date with the future possibilities of endoscopic techniques and new technologies"*





## Specific Objectives

---

### Module 1. Oncologic Endoscopy

- ♦ Delve into the different modalities of optical diagnosis of lesions of the gastrointestinal tract, such as chromoendoscopy with both virtual staining and magnification
- ♦ Develop the different quality criteria in endoscopy, as well as optimize the management of antiplatelet and anticoagulant medication in our patients in order to perform endoscopic procedures
- ♦ Internalize the different morphological and anatomopathological classifications of gastrointestinal tract lesions and their implications for subsequent treatment

### Module 2. Echoendoscopy and ERCP

- ♦ Delve into the techniques of echoendoscopy and ERCP as well as the necessary equipment to develop the procedures in the oncological field
- ♦ Manage the development of an ampulectomy having clear indications and contraindications of the technique
- ♦ Internalize different techniques performed by echoendoscopy that can improve the quality of life of oncology patients, such as neurolysis of the celiac plexus

### Module 3. Resection Techniques

- ♦ Master the knowledge of submucosal endoscopic dissection in order to strengthen the theoretical knowledge of a highly complex technique.
- ♦ Control the different variants of mucosectomy that will allow us to obtain a higher success rate in the resection of the different lesions
- ♦ Delve into the material necessary for the development of the technique, which will allow to choose the most optimal material according to the lesion to be treated
- ♦ Develop the different techniques that help us to facilitate submucosal endoscopic dissection
- ♦ Professionalize the endoscopic management of the different complications derived from resection

### Module 4. Esophageal

- ♦ Optimize the optical diagnosis of the different superficial esophageal neoplasms
- ♦ Master the different treatments available for Barrett's esophagus and their indication
- ♦ Understand the role of endoscopy in the management of post-surgical complications such as suture dehiscence
- ♦ Control the different endoscopic treatments that can be performed depending on the lesions observed

### Module 5. Stomach

- ♦ Optimize the optimum diagnosis of the different gastric superficial neoplasms
- ♦ Delve into the different risk factors for the development of gastric cancer in order to be able to adequately follow patients
- ♦ Internalize the different endoscopic treatments that can be performed depending on the lesions observed

### Module 6. Small Intestine

- ♦ Develop knowledge on the diagnosis of small intestine lesions
- ♦ Delve into the use and indications of capsule endoscopy as well as contraindications and management of complications derived from its use
- ♦ Know the different enteroscopy techniques
- ♦ Learn the indications for small intestine exploration according to the patient's pathology

### Module 7. Colon and Rectum

- ♦ Develop the ability to stage patients according to their risk for the development of colon and rectal cancer, and know the different recommendations for follow-up
- ♦ Optimize the optimal diagnosis of superficial neoplasms of the colon and rectum
- ♦ Master the different endoscopic treatments that can be performed depending on the lesions observed
- ♦ Learn the role of endoscopy in the detection of advanced neoforations of the colon and rectum
- ♦ Delve into the different hereditary syndromes and the different endoscopic findings that they will present







### Module 8. Pancreas

- ◆ Delve into the epidemiology, risk factors, and clinical presentation of pancreatic adenocarcinoma
- ◆ Develop the new endoscopic techniques available for the palliative treatment of pancreatic cancer
- ◆ Know all benign and malignant pancreatic cystic lesions
- ◆ Delve into other pancreatic tumors, know their main characteristics, as well as their diagnosis and prognosis
- ◆ Recognize the types of pancreatic ductal strictures and the endoscopic solutions that can be offered

### Module 9. Gallbladder and Bile Duct

- ◆ Internalize the types of cholangiocarcinomas, as well as the diagnosis and clinical presentation The staging of bile duct tumors with the aid of echoendoscopy
- ◆ Manage the complications that may arise in bile duct drainage, as well as endoscopic solutions The alternatives to endoscopic drainage of the biliary tract will also be explained
- ◆ Master biliary cysts and their diagnosis, as well as their endoscopic management
- ◆ Recognize the risk factors that exist for the development of gallbladder cancer and the findings that we find on echoendoscopy

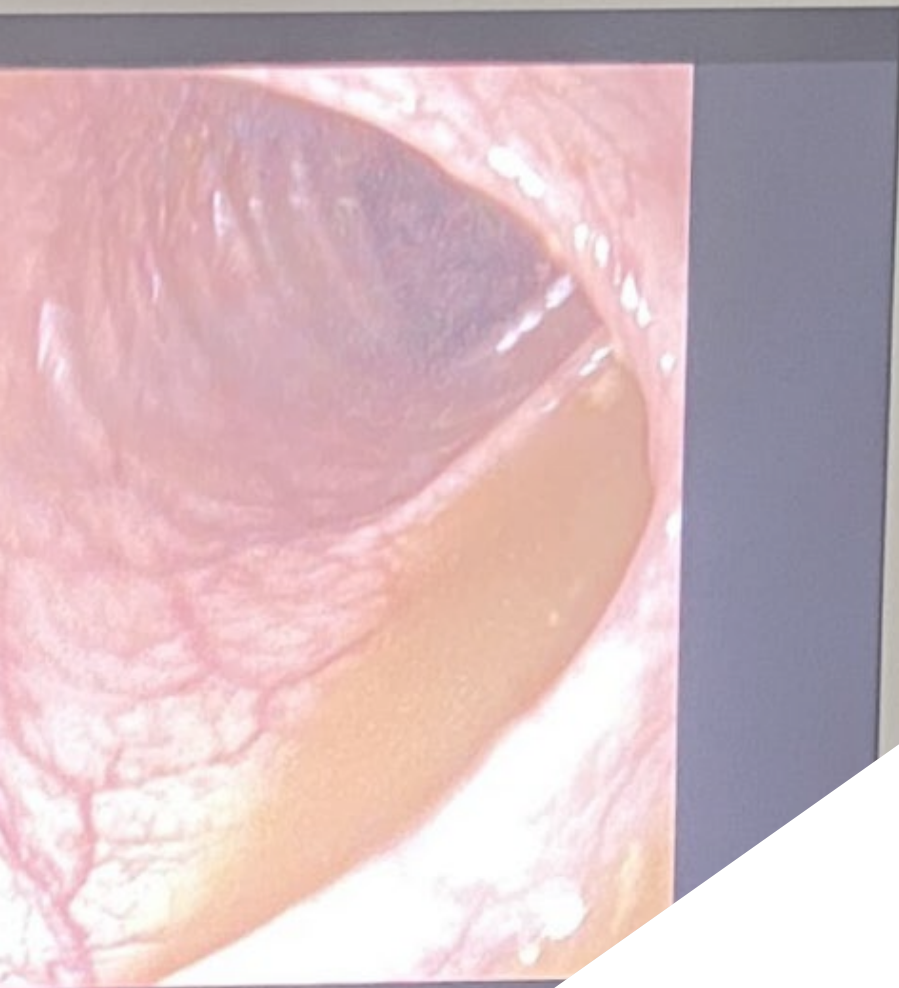
### Module 10. Latest Advances in Endoscopy

- ◆ Master the indications for Full Thickness Resection and the development of the technique
- ◆ Develop the role of radiofrequency both in biliary tract tumor pathology and in the treatment of actinic proctitis secondary to radiotherapy
- ◆ Discover the possibilities presented by artificial intelligence and its possible future use in injury detection

# 04 Skills

This Hybrid Professional Master's Degree is designed to provide specialists with improved competencies and skills in the detection and treatment of tumor pathologies. For this, you will have an excellent teaching team that will guide you throughout the theoretical phase, and then with an expert in Oncologic Endoscopy who will tutor you during the practical internship. All of this, under the maximum scientific rigor and with the purpose that the professionals reach the update they are looking for in this area





“

*Update your knowledge and skills in  
Oncologic Endoscopy through the most  
innovative didactic material, elaborated  
by authentic experts in this area"*



## General Skills

---

- Optimize the endoscopic diagnosis of the different neoplastic lesions in the digestive tract in order to choose the most appropriate treatment
- List the lesions that can be found along the entire gastrointestinal tract with the latest classifications used both morphologically and anatomopathologically
- Update knowledge on the different mucosectomy techniques
- Acquire new knowledge about tumors of the gastrointestinal tract

“

*A program that will allow you to be up-to-date in mucosectomy and echoendoscopy techniques”*





## Specific Skills

---

- ♦ Learn the role of echoendoscopy in the diagnosis and staging of pancreatic adenocarcinoma
- ♦ Follow-up of pancreatic cystic lesions in order to avoid encountering a scenario of advanced pancreatic tumor
- ♦ Control over the endoscopic options available for the palliative treatment of gallbladder cancer
- ♦ Solve complications that may arise post-endoscopy and even post-surgery
- ♦ Manage the characterization of esophageal superficial tumor lesions
- ♦ Control the contraindications of the capsule endoscopic study

05

# Course Management


In its maxim to offer a first level program within everyone's reach. TECH has brought together in this Hybrid Professional Master's Degree a management and a faculty with extensive professional experience in Gastroenterology and with a wide knowledge of the most innovative techniques in endoscopy and colonoscopy. In addition, thanks to its proximity, the specialists who attend this program will be able to consult any doubts they may have about the syllabus throughout the 12 months of this program.



“

*You will get a complete update of your knowledge from a brilliant teaching team with extensive professional experience in Endoscopy and Digestive System"*

## Management



### Dr. Honrubia López, Raúl

- Digestive System Specialist at the Infanta Sofía University Hospital in Madrid
- PhD in Medicine and Surgery from the Autonomous University of Madrid
- Degree in Medicine and Surgery from the University of Alcalá de Henares
- Internship at the Cancer Center of The Keio University School of Medicine, Japan



### Dr. Bustamante Robles, Katherine Yelenia

- Digestive System Specialist
- Medical Specialist at the San Rafael de Hermanas Hospitalarias Hospital, Barcelona, Spain
- Digestive System Specialist at the Centro Médico Quirónsalud Aribau, Barcelona
- Digestive System Specialist at the La Paz University Hospital, Madrid
- Specialized Formation in Echoendoscopy at the Barcelona Clinical Hospital



## Professors

### Dr. Fernández Ruiz, Gloria

- ◆ Specialist in Gastroenterology at the La Paz University Hospital, Madrid
- ◆ Clinical Teaching Collaborator in the Digestive System at the La Paz University Hospital, Madrid
- ◆ Degree in Medicine and Surgery from the Complutense University of Madrid
- ◆ Erasmus Scholarship at the Victor Segalen University of Bordeaux
- ◆ Internship at the Academic Medical Center Hospital in Amsterdam

### Dr. Fernández de Castro, Cristina

- ◆ Medical Specialist in Digestive System at the Infanta Sofía University Hospital, Madrid
- ◆ Assistant Specialist in Digestive System at the Severo Ochoa University Hospital, Madrid
- ◆ Assistant Specialist in Digestive System at the Quirón San José Hospital, Madrid
- ◆ Digestive System Specialist at the University Central Hospital of Asturias
- ◆ Degree in Medicine and Surgery from the University of Cantabria
- ◆ Master's Degree in Hepatology from the CEU Cardenal Herrera University (CEU-UCH)
- ◆ University Expert in Medical Hepatology by the CEU-UCH
- ◆ University Expert in Main Hepatic Pathologies by the CEU-UCH
- ◆ University Expert in Infectious and Autoimmune Liver Pathology by the CEU-UCH
- ◆ University Expert in Hepatocellular Carcinoma and Liver Transplantation by the CEU-UCH

### Dr. Fernández Martos, Rubén

- ◆ Medical Specialist in Gastroenterology at the La Paz University Hospital, Madrid
- ◆ Responsible for Patient Safety in the Digestive System Department of the Hospital Universitario La Paz, Madrid
- ◆ Degree in Medicine from the Autonomous University of Madrid.
- ◆ Specialist in Gastroenterology and Hepatology at the La Paz University Hospital, Madrid
- ◆ Master's Degree in Advanced Digestive Endoscopy by the Catholic of Valencia San Vicente Mártir University

### Dr. García, José Santiago

- ◆ Digestive System Medical Specialist at the Puerta de Hierro Majhonda University Hospital
- ◆ Intensive Care Unit Physician at the Clínic de Barcelona Hospital
- ◆ Internship at the National Hospital Organization Tokyo Medical Center, Japan
- ◆ Resident at the Keio University Hospital in Tokyo, Japan
- ◆ MIR Osaka University Hospital, Japan
- ◆ Degree in Medicine from the Complutense University of Madrid.
- ◆ Member of: Spanish Society of Digestive Pathology, Spanish Society of Digestive Endoscopy, Spanish Association of Gastroenterology, European Society of Gastrointestinal Endoscopy

### Dr. De Benito Sanz, Marina

- ◆ Medical Specialist at the Río Hortega de Valladolid University Hospital
- ◆ External Rotation at the Ramón y Cajal University Hospital of Madrid
- ◆ Degree in Medicine and Surgery from the University of Valladolid
- ◆ Digestive System Specialist
- ◆ Awarded by the Spanish Society of Digestive Pathology

### Dr. Agudo Castillo, Belén

- ◆ Digestive System Medical Specialist at the Puerta de Hierro Majhonda University Hospital
- ◆ Author of various articles published in scientific journals
- ◆ Member of the Spanish Society of Digestive Pathology

**Dr. Burgueño Gómez, Beatriz**

- ♦ Digestive System Medical Specialist at the Río Hortega de Valladolid University Hospital
- ♦ Degree in Medicine and Surgery from the University of Valladolid
- ♦ Doctor in Research in Health Sciences from the University of Valladolid

**Dr. García Mayor, Marian**

- ♦ Digestive System Medical Specialist at the de la Defensa Gómez Ulla Central Hospital and HM Montepíncipe Hospital, Madrid
- ♦ Degree in Medicine from the Autonomous University of Madrid
- ♦ PhD in Gerontology from the University of Oviedo
- ♦ Master's Degree in Hepatology from the CEU Cardenal Herrera University

**Dr. García Mayor, Marian**

- ♦ Digestive System Medical Specialist at the de la Defensa Gómez Ulla Central Hospital and HM Montepíncipe Hospital, Madrid
- ♦ Degree in Medicine from the Autonomous University of Madrid
- ♦ PhD in Gerontology from the University of Oviedo
- ♦ Master's Degree in Hepatology from the CEU Cardenal Herrera University

**Dr. Pacas Almendarez, Carlos**

- ♦ Medical Specialist in Hepatobiliary Diseases at the Infanta Sofia University Hospital
- ♦ Physician Specialist of the Digestive System Area at the General de Villalba University Hospital
- ♦ Physician Specialist of the Digestive System Area at the General Hospital of Lanzarote in Arrecife
- ♦ Physician Specialist of the Digestive System Area at the Infanta Sofia University Hospital

- ♦ Specialist in Gastroenterology and Hepatology at the La Paz University Hospital, Madrid
- ♦ Degree in Medicine from the Higher Institute of Medical Sciences of Havana, Cuba
- ♦ Degree of Medicine from the University of El Salvador, El Salvador
- ♦ Degree in Medicine and Surgery
- ♦ Member of: ESGE, SEPD, SEED

**Dr. Okamura, Takayuki**

- ♦ Medical Specialist in Gastroenterology at the Hospital of Toranomon
- ♦ Medical Specialist in Gastroenterology at the University Hospital of Teikyo
- ♦ Degree in Medicine from the University of Teikyo
- ♦ Specialist for the Japanese Society for Helicobacter Research
- ♦ Certified Doctor of the Japanese Society of Internal Medicine

**Dr. Barquero Declara, David**

- ♦ Medical Oncologist Specializing in the Digestive System
- ♦ Gastroenterology in the HM Nou Delfos Hospital
- ♦ Digestive and Hepatology System Medical Specialist at the Sant Joan Despí Moisès Broggi Hospital
- ♦ Digestive Oncologist in the General Hospital of l'Hospitalet
- ♦ PhD in Internal Medicine from the Autonomous University of Barcelona
- ♦ Member of the Catalan Society of Medical and Surgical Endoscopy

**Dr. Manceñido Marcos, Noemi**

- ◆ Digestive System Expert Specialist at EII
- ◆ Digestive System FEA at the Infanta Sofia Hospital
- ◆ Digestive System FEA at the La Paz University Hospital
- ◆ Author of numerous scientific publications
- ◆ Professor of Medicine Degree Studies
- ◆ Degree in Medicine from the Autonomous University of Madrid

**Dr. Pajares Villarroya, Ramón**

- ◆ Medical Specialist in Digestive System at the Infanta Sofía University Hospital, Madrid
- ◆ Digestive System Medical Specialist in Alberdi Digestive System
- ◆ Digestive System Medical Specialist at the La Paz University Hospital, Madrid
- ◆ PhD in Medicine from the Autonomous University of Madrid
- ◆ Degree in Medicine and Surgery from the Autonomous University of Madrid
- ◆ Digestive System Medical Specialist
- ◆ Member of: SEPD, AEED, AEG, GETECCU, ECCO, ACCU, GEMD, SEED

**Dr. Muñoz Fernández de Legaria, Marta**

- ◆ Medical Specialist in Anatomic Pathology at the Infanta Sofía University Hospital, Madrid
- ◆ Medical Specialist in Anatomic Pathology at the University Hospital of Henares, Madrid
- ◆ Degree in Medicine and Surgery from the University of Zaragoza
- ◆ PhD in Pathological Anatomy from the Complutense University of Madrid
- ◆ Master's Degree in Management, Medical and Healthcare Management from the CEU Cardenal Herrera University
- ◆ Master's Degree in Oncologic Pathology Update for Pathology by the CEU Cardenal Herrera University

**Dr. Mitsunaga, Yutaka**

- ◆ Medical Specialist in Gastroenterology at the Hospital of Toranomon
- ◆ Medical Specialist in Gastroenterology at the Yachiyo Medical Center, Tokyo Women's Medical University
- ◆ Author of numerous scientific publications

**Dr. De Frutos Rosa, Diego**

- ◆ Digestive System Medical Specialist
- ◆ Digestive System Medical Specialist at the Puerta de Hierro Majahonda University Hospital
- ◆ Associate Researcher in National Multicenter Studies in Endoscopy: ENDOHEM, ENDOCOLES, COLOHEM
- ◆ Member of the Research Group in Therapeutic Endoscopy and Digestive Oncology, IDIPHIMSA, Puerta de Hierro Majadahonda University Hospital
- ◆ Digestive System Medical Specialist at the Nuestra Señora del Rosario Hospital
- ◆ Digestive System Medical Specialist at the Virgen del Mar and Sanitas La Moraleja Hospitals
- ◆ Digestive System Medical Resident at the Príncipe de Asturias Hospital, Alcalá de Henares
- ◆ PhD in Medicine and Surgery from the Autonomous University of Madrid
- ◆ Degree in Medicine from the University of Valladolid
- ◆ Diploma in Statistics in Health Sciences from the Autonomous University of Barcelona
- ◆ Research Methodology: Diploma in Design and Statistics, Health Services from the Autonomous University of Barcelona
- ◆ Advanced Endoscopy Formation in the Digestive Endoscopy Unit, Cliniques Universitaires Saint-Luc, Brussels, Belgium
- ◆ Member of: Spanish Society of Digestive Pathology (SEPD), Spanish Society of Digestive Endoscopy (SEED), European Society of Gastrointestinal Endoscopy (ESGE)

**Dr. Yebra Carmona, Jorge**

- ◆ Digestive System Specialist of the Digestive and Surgery Unit, Vithas Madrid La Milagrosa Hospital
- ◆ Specialist in the Medical and Surgical Center of Digestive Diseases
- ◆ Digestive System Medical Specialist at Móstoles University Hospital
- ◆ Digestive System Specialist at the La Paz University Hospital, Madrid
- ◆ University Associate Professor
- ◆ Degree in Medicine from the University of Alcalá de Henares, Madrid
- ◆ Master's Degree in Inflammatory Bowel Disease by the University of Granada
- ◆ Specialist Formation in Gastroenterology and Hepatology at the La Paz University Hospital, Madrid
- ◆ Master's Degree in Inflammatory Bowel Disease by the University of Granada
- ◆ Master's Degree in Advanced Digestive Endoscopy SEED by the Catholic University of Murcia
- ◆ Member of: Spanish Society of the Digestive System, Spanish Working Group of Crohn's Disease and Ulcerative Colitis

**Dr. Domínguez Rodríguez, María**

- ◆ Medical Specialist in Digestive System at the Infanta Sofía University Hospital, Madrid
- ◆ Digestive System Medical Specialist at the Severo Ochoa University Hospital, Madrid
- ◆ Digestive System Medical Specialist at the de la Defensa Gómez Ulla Central Hospital, Madrid
- ◆ Medical Resident in Family and Community Medicine at La Princesa University Hospital, Madrid
- ◆ Degree in Medicine and Surgery from the University of Santiago de Compostela





**Dr. Montiel Portillo, Eliana**

- ◆ Digestive System Specialist
- ◆ Medical Specialist in Gastroenterology at the Infanta Sofia University Hospital, Madrid
- ◆ Digestive System Medical Specialist at the Hospiten South University Hospital, Santa Cruz de Tenerife
- ◆ Digestive System Medical Specialist at the La Moraleja University Hospital, Madrid
- ◆ Member of: SEED, SEPD

**Dr. Crivillén Anguita, Olivia**

- ◆ Medical Specialist in Gastroenterology and Hepatology at the Infanta Leonor Hospital, Madrid
- ◆ Medical Resident at the La Paz University Hospital, Madrid
- ◆ Degree in Medicine from the University of Alcalá

**Dr. Chavarría Herbozo, Carlos**

- ◆ Digestive System Medical Specialist at the Rey Juan Carlos University Hospital, Madrid
- ◆ Medical Specialist at the Río Hortega University Hospital, Valladolid
- ◆ PhD in Medicine from the Autonomous University of Madrid
- ◆ Master's Degree in Advanced Digestive Endoscopy by the Catholic University of Murcia
- ◆ University Expert in Urgencies and Emergencies in Gastroenterology and Hepatology from the Distance University of Madrid
- ◆ Degree in Medicine and Surgery from Peruana Cayetano Heredia University

**Dr. Comas Redondo, Carmen**

- ♦ Chief of the Digestive System Service at the Infanta Sofía University Hospital, Madrid
- ♦ Family and Community Medicine Resident Medical Interns Tutor of the Digestive System
- ♦ Master's Degree in Research Methodology: Design and Statistics in Health Sciences from Autonomous University of Barcelona
- ♦ Degree in Medicine and Surgery from the Complutense University of Madrid

**Dr. Torres Vargas, Nurka Cristina**

- ♦ Digestive System Specialist
- ♦ Digestive System Medical Specialist, Osakidetza, Basque Health Service
- ♦ Digestive System Medical Specialist, Ibiza Polyclinic Group
- ♦ Medical Specialist in Digestive System Service of the Can Misses Hospital, Servei de Salut, Illes Balears
- ♦ Digestive System Medical Specialist at the Nuestra Señora del Rosario Polyclinic, Illes Balears
- ♦ Undergraduate in Medicine and Surgery from Peruana Cayetano Heredia University
- ♦ Postgraduate in Digestive System at the San Millán-San Pedro de Logroño Hospital Complex
- ♦ MIR Digestive System (R4) in the Specialty of Digestive System (Liver Transplant), with an External Rotation at Marqués de Valdecilla University Hospital, Santander

**Dr. Ciriano Hernández, Lucía**

- ♦ Digestive System Specialist
- ♦ Digestive System Medical Specialist at the HM Sanchinarro University Hospital, Madrid
- ♦ Medical Specialist in Digestive System at the Infanta Sofía University Hospital, Madrid
- ♦ Degree in Medicine and Surgery from the University of Alcalá
- ♦ ESD Observation Internship at Keio University Hospital and Cancer Center, Japan

**Dr. Han, Eun-Jin**

- ♦ Digestive System Specialist
- ♦ Physician Specialist of the Digestive Service Area at the Infanta Sofía University Hospital, Madrid
- ♦ Medical Specialist of the Department of Digestive Medicine at the HM Sanchinarro University Hospital, Madrid
- ♦ Internal Medical Resident of the Digestive System Medicine Department at the La Paz University Hospital, Madrid
- ♦ Medical Resident of the General Surgery Service at the Previsión Social Institute
- ♦ Medical Intern at the Clinics Hospital
- ♦ Practitioner of Urgencies in the Emergency Medical Center
- ♦ Degree in Medicine and Surgery from Asunción National University, Paraguay
- ♦ Degree in Medicine from the Ministry of Education and Science, Spain
- ♦ Digestive System Medical Specialist at the La Paz University Hospital, Madrid
- ♦ Formation in Digestive Echoendoscopy at the La Paz University Hospital, Madrid
- ♦ External rotation: Motility Unit at the Clinical University Hospital of Valencia
- ♦ General Surgery Residence: Institute of Social Welfare, Asuncion, Paraguay
- ♦ Clinical Internship in the Emergency Department: Emergency Medical Hospital, Asunción, Paraguay

**Dr. Adán Merino, Luisa**

- ♦ Attending Medical Assistant at the Infanta Leonor University Hospital, Madrid
- ♦ Medical Internal Resident at the La Paz University Hospital, Madrid
- ♦ Secretary of the Digestive Tumors Committee, Infanta Leonor Hospital, Madrid
- ♦ Associate Professor of the Department of Medicine at the Complutense University of Madrid
- ♦ PhD in Medicine from the Complutense University of Madrid.
- ♦ Degree in Medicine and Surgery from the University of Valladolid

**Dr. Arencibia Cerpa, Alberto**

- ♦ Digestive System Specialist of the Digestive and Surgery Vithas Unit - CMED at the Vithas Madrid La Milagrosa Hospital
- ♦ Digestive System Specialist CMED
- ♦ Medical Specialist at the Virgen del Mar Hospital , Fuensanta Clinic and Cisme Clinic, Madrid
- ♦ Attending Medical Assistant in the Digestive System Service at La Paz General University Hospital, Madrid
- ♦ Professor in Updating of the Digestive Tract at the University Hospital La Paz, Madrid
- ♦ Clinical-Teaching Collaborator at the Autonomous University of Madrid
- ♦ Coordinator of the José María Segura Cabral Digestive Ultrasound Course at La Paz University Hospital, Madrid

- ♦ Several publications in congresses and scientific journals
- ♦ Degree in Medicine from the University of Alcalá
- ♦ Digestive System Specialist at the La Paz University Hospital, Madrid
- ♦ Multiple updating courses in Digestive and continuing education
- ♦ Best Oral Communication Award of the Congress of the Spanish Digestive System Foundation
- ♦ Member of: Spanish Digestive System Foundation, Spanish Crohn's Disease and Ulcerative Colitis Working Group

**Dr. Marín Serrano, Eva**

- ♦ Digestive System Medical Specialist at the La Paz University Hospital, Madrid
- ♦ Attending Physician of the Digestive System at the Ruber Juan Bravo Clinic, Madrid
- ♦ President of the Scientific Committee of the Spanish Association of Digestive Ecography
- ♦ Secretary of the Spanish Federation of Ultrasound Societies in Medicine and Biology
- ♦ Degree in Medicine and Surgery from the University of Granada
- ♦ Digestive System Specialty at the Puerta del Mar University Hospital, Cadiz
- ♦ Degree in Medicine Cum Laude by the University of Cadiz
- ♦ Master's Degree in Clinical Management, Medical and Healthcare Management from the CEU Cardenal Herrera University

**Dr. Burgos García, Aurora**

- ♦ Head of the Section of the Digestive Endoscopy Unit at the La Paz University Hospital, Madrid
- ♦ Digestive System Medical Specialist at the La Paz University Hospital, Madrid
- ♦ Clinical Professor Collaborator at the Autonomous University of Madrid
- ♦ Degree in Medicine and Surgery from the University of Extremadura
- ♦ Expert in Emergency and Emergencies in Gastroenterology and Hepatology by the Distance University of Madrid
- ♦ Internship at Keio University Hospital of Tokyo, Japan

**Dr. González Redondo, Guillermo**

- ♦ Medical Specialist in Digestive System at the Infanta Sofía University Hospital, Madrid
- ♦ Master's Degree in Hepatology from the CEU Cardenal Herrera University
- ♦ Honorary Collaborating Professor from the University of Valladolid
- ♦ Graduate in Medicine and Surgery from the University of Valladolid
- ♦ Member of: Interdisciplinary NER Committee of the Infanta Sofia Hospital and the Gregorio Marañón Hospital, the Spanish Society of Digestive Pathology (SEPD), Spanish Association for the Study of the Liver (AEEH), Spanish Association of the Digestive System (ACAD), European Pancreatic Club

**Dr. Álvarez-Nava Torrego, María Teresa**

- ♦ Medical Specialist in the Endoscopy Unit of the Digestive System Service of the 12 de Octubre University Hospital, Madrid
- ♦ Honorary Collaborator of the Department of Medicine from the Complutense University of Madrid
- ♦ Degree in Medicine from the University of Oviedo
- ♦ Master of Specialization in Endoscopic Ultrasonography by the University of Alcalá de Henares
- ♦ Digestive System Medical Specialist at the 12 de Octubre University Hospital, Madrid

**Dr. González-Haba Ruiz, Mariano**

- ♦ Medical Specialist in the Gastroenterology and Hepatology Department of the Puerta de Hierro Majadahonda University Hospital
- ♦ Interventionist Member of the Endoscopy Unit of the Puerta de Hierro Majadahonda University Hospital
- ♦ Medical Specialist in the Gastroenterology and Hepatology Service of the MD Anderson Cancer Center
- ♦ Degree in Medicine from the Autonomous University of Madrid.



**Dr. Tavecchia Castro, Mariana**

- ♦ Digestive System Medical Specialist
- ♦ Gastroenterology at La Paz University Hospital, Madrid
- ♦ Doctor of Medicine and Surgery, from the Complutense University of Madrid.
- ♦ Member of: Spanish Society of Digestive Pathology, Official College of Physicians of Madrid



*Specialists in Gastroenterology and Hepatology will show you the most relevant advances in the diagnosis of oncological diseases through Endoscopies"*

# 06

## Educational Plan

TECH has designed this program to offer the medical professional a complete up-to-date on the latest endoscopic techniques used in oncology patients. For this purpose, this institution provides the most innovative pedagogical tools, which will allow you to access in a visual and dynamic way to the most relevant and recent scientific information on the management of complications in the resection of lesions, the use of radiofrequency in biliary tract tumors and artificial intelligence used to increase the diagnosis of lesions. All of this with 100% online didactic material that can be accessed comfortably from any device with an Internet connection.

The background of the slide features a large, semi-transparent blue-tinted endoscopic image of a biliary tract. A catheter is visible on the right side, and a digital timer in the bottom left corner shows '00:00:01'.

00:00:01

“

*Get into the use of Artificial Intelligence for the diagnosis of lesions during endoscopy with a 100% online multimedia material"*

## Module 1. Oncologic Endoscopy

- 1.1. Chromoendoscopy
  - 1.1.1. Magnification in Endoscopy
  - 1.1.2. Classification of Injuries in the Gastrointestinal Tract
  - 1.1.3. Quality Criteria in Endoscopy
  - 1.1.4. Sedation in Endoscopy
  - 1.1.5. Management of Antiplatelet and Anticoagulant Medications
  - 1.1.6. Electrosurgical Units
  - 1.1.7. Types of Prostheses Used in Oncologic Endoscopy
- 1.2. Virtual Chromoendoscopy
  - 1.2.1. The Virtual Chromoendoscopy
  - 1.2.2. Types of Virtual Chromoendoscopy

## Module 2. Echoendoscopy and ERCP

- 2.1. Types of Echoendoscopy Probes: Radial, Linear and Mini-Probe Systems.
- 2.2. Types of Needle Used in Echoendoscopy-Guided FNA
- 2.3. Contrast in Echoendoscopy
- 2.4. Gastroenteroanastomosis in the EUS-Guided Oncologic Patient.
- 2.5. Celiac Plexus Neurolysis, Alcoholization and Guided Marker placement by EUS
- 2.6. Equipment Used During ERCP: Cannulas, Sphincterotome and Balloons
- 2.7. ERCP Techniques: Pre-Cut, Rendez Vous, Cytology, Biopsy and Others
- 2.8. Ampullary Lesions. Ampulectomy
- 2.9. Echoendoscopy and ERCP in Patients with Post-Surgical Anatomical Changes Indications and Contraindications
- 2.10. Complications and Their Management in EUS and ERCP

## Module 3. Resection Techniques

- 3.1. Polypectomy and Mucosectomy
- 3.2. Material used in Polypectomy and Mucosectomy
  - 3.2.1. Tweezers
  - 3.2.2. Cold and Diathermy Handles
  - 3.2.3. Electrosurgical Unit Programming

- 3.3. Excision of Lesions According to Size
  - 3.3.1. Lesions Smaller than 20 mm
  - 3.3.2. Lesions Larger than 20 mm
- 3.4. Endoscopic Mucosal Resection Types
- 3.5. Endoscopic Submucosal Dissection General Indications
- 3.6. A Learning Curve
- 3.7. Material used in Endoscopic Submucosal Dissection
  - 3.7.1. Types of Scalpels
  - 3.7.2. Solutions for Submucosal Injection
  - 3.7.3. Types of Caps
- 3.8. Traction methods
- 3.9. Subsequent Management After Excision
  - 3.9.1. Fixation of the Lesion
  - 3.9.2. Criteria for Curative Resection
- 3.10. Complication Management in Lesions Resection
  - 3.10.1. Bleeding
  - 3.10.2. Perforation
  - 3.10.3. Cicatricial Stenosis

## Module 4. Esophageal

- 4.1. Risk Factors for the Development of Squamous Cell Carcinoma and Adenocarcinoma
- 4.2. Barrett's Oesophagus
  - 4.2.1. Diagnosis
  - 4.2.2. Monitoring
- 4.3. Treatment of Barrett's Oesophagus
  - 4.3.1. Indications
  - 4.3.2. Resection of Visible Lesions
  - 4.3.3. Radiofrequency
- 4.4. Endoscopic Features of Superficial Tumor Lesions
- 4.5. Treatment of Superficial Esophageal Tumor Lesions
- 4.6. Staging of Esophageal Carcinoma, Role of Endoscopic Ultrasound

- 4.7. Endoscopic Treatment of Advanced Esophageal Carcinoma
  - 4.7.1. Esophageal Prosthesis
  - 4.7.2. Gastronomy
- 4.8. Management of Post-Surgical Complications
  - 4.8.1. Anastomotic Stenosis
  - 4.8.2. Suture Dehiscence
- 4.9. Submucosal Lesions, Diagnosis and Treatment

## Module 5. Stomach

- 5.1. Risk Factors for the Development of Gastric Cancer and Population Screening, Atrophic Gastritis with Metaplasia
- 5.2. Gastric Polyps
  - 5.2.1. Fundic Gland Polyps
  - 5.2.2. Hyperplastic Polyps
  - 5.2.3. Adenomatous Polyps
  - 5.2.4. Others
- 5.3. Treatment of Superficial Gastric Neoplasms
- 5.4. Endoscopic Features of Early Gastric Cancer
- 5.5. Staging Gastric Cancer, Role of Endoscopic Ultrasound
- 5.6. Management Endoscopic of Post-Surgical Complications
- 5.7. Gastric Subepithelial Lesions: GIST, Leiomyoma
- 5.8. Treatment of Gastric Submucosal Lesions
- 5.9. Gastric Carcinoid
- 5.10. Endoscopic Findings in Hereditary Syndromes
- 5.11. Gastric Lymphomas

## Module 6. Small Intestine

- 6.1. Types of Lesions in Small Intestine
- 6.2. Endoscopic Capsule
- 6.3. Capsule Endoscopy Contraindications and Role of Agile Patency
- 6.4. Single-Balloon and Double-Balloon Enteroscopy
- 6.5. Spiral Enteroscopy
- 6.6. Diagnostic and Therapeutic Alternative Methods to Diagnosis with Endoscopic Techniques
- 6.7. Endoscopic Treatment of Superficial Tumor Lesions

- 6.8. Management of Duodenal Polyps and Periampullary Lesions
- 6.9. Indications for Small Bowel Exploration in Patients with Hereditary Syndromes
- 6.10. Intestinal Lymphomas

## Module 7. Colon and Rectum

- 7.1. Risk Factors for the Development of Colorectal Cancer
- 7.2. Population Screening
- 7.3. Adenomatous Polyps of the Colon
- 7.4. Serrated Polyps
- 7.5. Endoscopic Characterization of Superficial Colon Neoplasms, Risk of Submucosal Invasion
- 7.6. Treatment of Superficial Neoplasms
- 7.7. Endoscopic Follow-Up after Removal of Superficial Neoplasms
- 7.8. Role of Endoscopy in the Finding of Infiltrating Neoplasms of the Colon
  - 7.8.1. Monitoring Injuries
  - 7.8.2. Prosthesis Use
- 7.9. Endoscopic Management of Neoplastic Complications in Rectal Surgeries
  - 7.9.1. Stenosis
  - 7.9.2. Suture Dehiscence
- 7.10. Colon Cancer Screening in Inflammatory Bowel Disease
- 7.11. Submucosal Lesions of Colon and Rectum
- 7.12. Endoscopic Findings in Patients with Hereditary Syndromes

## Module 8. Pancreas

- 8.1. Adenocarcinoma of the Pancreas
  - 8.1.1. Epidemiology, Clinical Presentation, and Risk Factors
  - 8.1.2. Diagnosis and Staging of the Disease: Role of Echoendoscopy
- 8.2. Endoscopic Management (ERCP/USE) of Bile Duct Obstruction in Pancreatic Cancer
- 8.3. Endoscopic Management of Duodenal Stricture in Pancreatic Cancer (Prosthesis and Gastrojejunal Bypass)
- 8.4. Echoendoscopy-Guided Treatment Options in Pancreatic Cancer
- 8.5. Pancreatic Cancer Screening by Echoendoscopy

- 8.6. Pancreatic Neuroendocrine Tumors (pNET)
  - 8.6.1. Epidemiological Data, Classification and Risk Factors
  - 8.6.2. Role of Echoendoscopy in Diagnosis, Staging, and Management
  - 8.6.3. Endoscopic treatment
- 8.7. Other Pancreatic Tumors: Inflammatory Mass, Pseudopapillary Neoplasm, Lymphoma
- 8.8. Pancreatic Cystic Tumors
  - 8.8.1. Differential Diagnosis
  - 8.8.2. Serous, Mucinous, and IMCT Cystadenoma
- 8.9. Role of Endoscopy (EUS and ERCP) in the Diagnosis and Follow Up of Pancreatic Cystic Lesions
- 8.10. EUS-Guided Treatment of Pancreatic Cystic Lesions

## Module 9. Gallbladder and Bile Duct

- 9.1. Cholangiocarcinoma
  - 9.1.1. Epidemiology and Risk Factors
- 9.2. Intrahepatic Cholangiocarcinoma
  - 9.2.1. Subtypes and Diagnosis
- 9.3. Extrahepatic cholangiocarcinoma
  - 9.3.1. Clinical Introduction and Diagnosis
- 9.4. Staging of Bile Duct Tumors, Role of the Echoendoscopy
- 9.5. Endoscopic Drainage of the Biliary Tract, Role of ERCP
- 9.6. Endoscopic Complications in Biliary Tract Drainage
- 9.7. Alternatives to Endoscopic Biliary Drainage by ERCP
- 9.8. Cystic Lesions of the Biliary Tract
  - 9.8.1. Types of Biliary Cysts
  - 9.8.2. Diagnosis and Treatment of Biliary Cystic Lesions
- 9.9. Gallbladder Carcinoma
  - 9.9.1. Risk Factors
  - 9.9.2. Echoendoscopy as a Diagnostic Tool



**Module 10.** Latest Advances in Endoscopy

- 10.1. Full-Thickness Resection
- 10.2. Radiofrequency of Bile Duct Tumors
- 10.3. Cholangioscopy, Use in Oncological Pathology
- 10.4. Artificial Intelligence to Enhance Lesion Diagnosis During Endoscopy
- 10.5. Endoscopic Suture Systems, not Only for Bariatric Endoscopy
- 10.6. Panendoscopy, Use of Colonic Capsule when Colonoscopy could not be Complete
- 10.7. Rectal Radiofrequency in Actinic Proctitis after Radiotherapy
- 10.8. Excision of Lesions Using a Combination of Surgical and Endoscopic Techniques

“

*A program with an innovative approach that will bring you closer to the effectively diagnostic techniques to detect Barrett's disease"*

07

# Clinical Internship

The specialist who passes the theoretical phase will enter a period of Internship Program in a prestigious hospital center in the use of Oncologic Endoscopy. An environment where you will always be tutored by a specialist in this area, who will show you the most significant advances used in daily clinical practice.







“

*You have the opportunity to access a unique practical experience that will bring you closer to the best specialists in Endoscopy”*

This Hybrid Professional Master's Degree includes an Internship Program in a first level Hospital, where the medical professional will be for 3 weeks, from Monday to Friday, for 8 consecutive hours with the best experts in the use of endoscopy in oncology patients. In this way, you will be able to verify on-site the use of the most innovative technology and the most effective techniques according to the pathology and characteristics of the patient.

This eminently practical proposal involves activities aimed at perfecting and improving the skills of the specialists. All this with the aim of achieving advances in diagnostic and interventional skills for different tumors and integrating them into the routine practice of professionals.

TECH offers a unique practical experience in a first class healthcare environment, where the professional will be guided at all times by an expert, who is part of the staff of the center, and tutored by a teacher assigned by this educational institution. In this way, a sanitary space becomes the ideal teaching scenario.

The practical part will be carried out with the active participation of the student performing the activities and procedures of each area of competence (learning to learn and learning to do), with the accompaniment and guidance of teachers and other fellow trainees that facilitate teamwork and multidisciplinary integration as transversal competencies for Doctor praxis (learning to be and learning to relate).





The procedures described below will form the basis of the practical part of the internship, and their implementation is subject to both the suitability of the patients and the availability of the center and its workload, with the proposed activities being as follows:

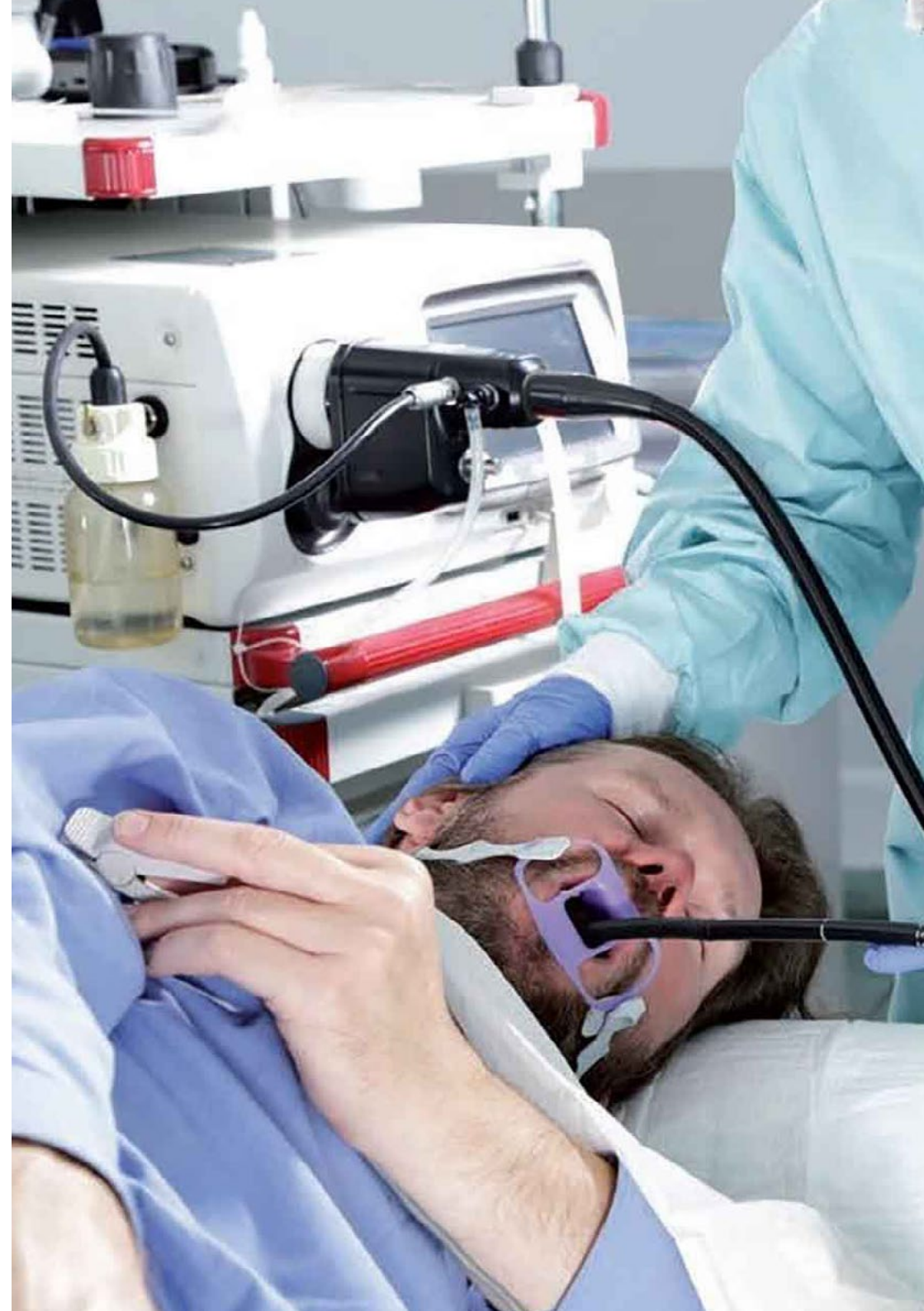
Module	Practical Activity
<b>Resection Techniques</b>	Contribute to the programming of an electro-surgical unit
	Excise lesions larger than 20mm and smaller than 20mm
	Collaborate in the management of complications after Resection
	Effectively perform traction methods
<b>Diagnostic Techniques</b>	Collaborate in the performance of echoendoscopy in patients with Pancreatic cancer
	Perform Echoendoscopy and ERCP in patients with post-surgical anatomical alterations
	Effective use of cannulae, sphincterotomes and balloons during ERCP
	Perform differential diagnosis in oncology patients using innovative endoscopic techniques
<b>Application of new endoscopic techniques</b>	Collaborate in the performance of the Full Thickness Resection technique
	Employ artificial intelligence software for Tumor detection
	Assist in the performance of lesion excisions
	Use of endoscopic suturing systems
<b>Evaluation of the oncology patient</b>	Examine by endoscopic techniques the different types of lesions in the small intestine
	Evaluate the use of single or double balloon enteroscopy
	Use endoscopic techniques in post-surgical complications
	Perform EUS-guided treatment of pancreatic cystic lesions

## Civil Liability Insurance

This institution's main concern is to guarantee the safety of the trainees and other collaborating agents involved in the internship process at the company. Among the measures dedicated to achieve this is the response to any incident that may occur during the entire teaching-learning process.

To this end, this entity commits to purchasing a civil liability insurance policy to cover any eventuality that may arise during the course of the internship at the center.

This liability policy for interns will have broad coverage and will be taken out prior to the start of the practical training period. That way professionals will not have to worry in case of having to face an unexpected situation and will be covered until the end of the internship program at the center.



## General Conditions of the Internship Program

The general terms and conditions of the internship agreement for the program are as follows:

**1. TUTOR:** During the Hybrid Professional Master's Degree, students will be assigned with two tutors who will accompany them throughout the process, answering any doubts and questions that may arise. On the one hand, there will be a professional tutor belonging to the internship center who will have the purpose of guiding and supporting the student at all times. On the other hand, they will also be assigned with an academic tutor whose mission will be to coordinate and help the students during the whole process, solving doubts and facilitating everything they may need. In this way, the student will be accompanied and will be able to discuss any doubts that may arise, both clinical and academic.

**2. DURATION:** The internship program will have a duration of three continuous weeks, in 8-hour days, 5 days a week. The days of attendance and the schedule will be the responsibility of the center and the professional will be informed well in advance so that they can make the appropriate arrangements.

**3. ABSENCE:** If the students does not show up on the start date of the Hybrid Professional Master's Degree, they will lose the right to it, without the possibility of reimbursement or change of dates. Absence for more than two days from the internship, without justification or a medical reason, will result in the professional's withdrawal from the internship, therefore, automatic termination of the internship. Any problems that may arise during the course of the internship must be urgently reported to the academic tutor.

**4. CERTIFICATION:** Professionals who pass the Hybrid Professional Master's Degree will receive a certificate accrediting their stay at the center.

**5. EMPLOYMENT RELATIONSHIP:** the Hybrid Professional Master's Degree shall not constitute an employment relationship of any kind.

**6. PRIOR EDUCATION:** Some centers may require a certificate of prior education for the Hybrid Professional Master's Degree. In these cases, it will be necessary to submit it to the TECH internship department so that the assignment of the chosen center can be confirmed.

**7. DOES NOT INCLUDE:** The Hybrid Professional Master's Degree will not include any element not described in the present conditions. Therefore, it does not include accommodation, transportation to the city where the internship takes place, visas or any other items not listed.

However, students may consult with their academic tutor for any questions or recommendations in this regard. The academic tutor will provide the student with all the necessary information to facilitate the procedures in any case.

08

# Where Can I Do the Clinical Internship?

This Hybrid Professional Master's Degree includes in its itinerary a practical stay in a state-of-the-art hospital that is at the forefront in the use of the latest endoscopic devices. In this way, the medical professional who attends this program will achieve an update in an innovative, modern environment that provides the real and direct knowledge required by your specialty.





“

*Complete your update on endoscopic techniques with a unique clinical experience in the university academic landscape"*



The student will be able to complete the practical part of this Hybrid Professional Master's Degree at the following centers:



Medicine

### Hospital HM Modelo

Country	City
Spain	La Coruña

Management: Rúa Virrey Osorio, 30, 15011, A Coruña

Network of private clinics, hospitals and specialized centers distributed throughout Spain.

**Related internship programs:**

- Anaesthesiology and Resuscitation
- Palliative Care



Medicine

### Hospital HM Rosaleda


Country	City
Spain	La Coruña

Management: Rúa de Santiago León de Caracas, 1, 15701, Santiago de Compostela, A Coruña

Network of private clinics, hospitals and specialized centers distributed throughout Spain.

**Related internship programs:**

- Hair Transplantation
- Orthodontics and Dentofacial Orthopedics



Medicine

### Hospital HM San Francisco

Country	City
Spain	León

Management: C. Marqueses de San Isidro, 11, 24004, León

Network of private clinics, hospitals and specialized centers distributed throughout Spain.

**Related internship programs:**

- Update in Anesthesiology and Resuscitation
- Nursing in the Traumatology Department



Medicine

### Hospital HM Regla

Country	City
Spain	León

Management: Calle Cardenal Landázuri, 2, 24003, León

Network of private clinics, hospitals and specialized centers distributed throughout Spain.

**Related internship programs:**

- Update on Psychiatric Treatment in Minor Patients



Medicine

### Hospital HM Nou Delfos

Country	City
Spain	Barcelona

Management: Avinguda de Vallcarca, 151, 08023 Barcelona

Network of private clinics, hospitals and specialized centers distributed throughout Spain.

**Related internship programs:**

- Aesthetic Medicine
- Clinical Nutrition in Medicine



Medicine

### Hospital HM Madrid

Country	City
Spain	Madrid

Management: Pl. del Conde del Valle de Súchil, 16, 28015, Madrid

Network of private clinics, hospitals and specialized centers distributed throughout Spain.

**Related internship programs:**

- Palliative Care
- Anaesthesiology and Resuscitation



Medicine

### Hospital HM Montepíncipe

Country	City
Spain	Madrid

Management: Av. de Montepíncipe, 25, 28660, Boadilla del Monte, Madrid

Network of private clinics, hospitals and specialized centers distributed throughout Spain.

**Related internship programs:**

- Palliative Care
- Aesthetic Medicine



Medicine

### Hospital HM Torrelodones

Country	City
Spain	Madrid

Management: Av. Castillo Olivares, s/n, 28250, Torrelodones, Madrid

Network of private clinics, hospitals and specialized centers distributed throughout Spain.

**Related internship programs:**

- Anaesthesiology and Resuscitation
- Palliative Care





### Hospital HM Sanchinarro

Country	City
Spain	Madrid

Management: Calle de Oña, 10, 28050, Madrid

Network of private clinics, hospitals and specialized centers distributed throughout Spain.

- Related internship programs:**
- Anaesthesiology and Resuscitation
  - Palliative Care



### Hospital HM Nuevo Belén

Country	City
Spain	Madrid

Management: Calle José Silva, 7, 28043, Madrid

Network of private clinics, hospitals and specialized centers distributed throughout Spain.

- Related internship programs:**
- General and Digestive System Surgery
  - Clinical Nutrition in Medicine



### Hospital HM Puerta del Sur

Country	City
Spain	Madrid

Management: Av. Carlos V, 70, 28938, Móstoles, Madrid

Network of private clinics, hospitals and specialized centers distributed throughout Spain.

- Related internship programs:**
- Palliative Care
  - Clinical Ophthalmology



### Hospital HM Vallés

Country	City
Spain	Madrid

Management: Calle Santiago, 14, 28801, Alcalá de Henares, Madrid

Network of private clinics, hospitals and specialized centers distributed throughout Spain.

- Related internship programs:**
- Gynecologic Oncology
  - Clinical Ophthalmology



Medicine

### HM CIOCC - Centro Integral Oncológico Clara Campal

Country	City
Spain	Madrid

Management: Calle de Oña, 10, 28050, Madrid

Network of private clinics, hospitals and specialized centers distributed throughout Spain.

**Related internship programs:**

- Gynecologic Oncology
- Clinical Ophthalmology



Medicine

### HM CIOCC Barcelona

Country	City
Spain	Barcelona

Management: Avenida de Vallcarca, 151, 08023, Barcelona

Network of private clinics, hospitals and specialized centers distributed

Throughout the spanish geography

**Related internship programs:**

- Advances in Hematology and Hemotherapy
- Oncology Nursing



Medicine

### HM CIOCC Galicia

Country	City
Spain	La Coruña

Management: Avenida das Burgas, 2, 15705, Santiago de Compostela

Network of private clinics, hospitals and specialized centers distributed throughout Spain.

**Related internship programs:**

- Gynecologic Oncology
- Clinical Ophthalmology



Medicine

### Policlínico HM Arapiles

Country	City
Spain	Madrid

Management: C. de Arapiles, 8, 28015, Madrid

Network of private clinics, hospitals and specialized centers distributed throughout Spain.

**Related internship programs:**

- Anaesthesiology and Resuscitation
- Pediatric Dentistry





Medicine

### Policlínico HM Cruz Verde

Country	City
Spain	Madrid

Management: Plaza de la Cruz Verde, 1-3, 28807, Alcalá de Henares, Madrid

Network of private clinics, hospitals and specialized centers distributed throughout Spain.

**Related internship programs:**

- Advanced Clinical Podiatry
- Optical Technologies and Clinical Optometry



Medicine

### Policlínico HM Distrito Telefónica

Country	City
Spain	Madrid

Management: Ronda de la Comunicación, 28050, Madrid

Network of private clinics, hospitals and specialized centers distributed throughout Spain.

**Related internship programs:**

- Optical Technologies and Clinical Optometry
- General and Digestive System Surgery



Medicine

### Policlínico HM Gabinete Velázquez

Country	City
Spain	Madrid

Management: C. de Jorge Juan, 19, 1º 28001, 28001, Madrid

Network of private clinics, hospitals and specialized centers distributed throughout Spain.

**Related internship programs:**

- Clinical Nutrition in Medicine
- Aesthetic Plastic Surgery



Medicine

### Policlínico HM La Paloma

Country	City
Spain	Madrid

Management: Calle Hilados, 9, 28850, Torrejón de Ardoz, Madrid

Network of private clinics, hospitals and specialized centers distributed throughout Spain.

**Related internship programs:**

- Advanced Operating Room Nursing
- Orthodontics and Dentofacial Orthopedics



Medicine

### Policlínico HM Moraleja

Country	City
Spain	Madrid

Management: P.º de Alcobendas, 10, 28109, Alcobendas, Madrid

Network of private clinics, hospitals and specialized centers distributed throughout Spain.

**Related internship programs:**

- Rehabilitation Medicine in Acquired Brain Injury Management



Medicine

### Policlínico HM Sanchinarro

Country	City
Spain	Madrid

Management: Av. de Manoteras, 10, 28050, Madrid

Network of private clinics, hospitals and specialized centers distributed throughout Spain.

**Related internship programs:**

- Gynecological Care for Midwives
- Nursing in the Digestive System Department



Medicine

### Policlínico HM Imi Toledo

Country	City
Spain	Toledo

Management: Av. de Irlanda, 21, 45005, Toledo

Network of private clinics, hospitals and specialized centers distributed throughout Spain.

**Related internship programs:**

- Electrotherapy in Rehabilitation Medicine
- Hair Transplantation



Medicine

### Policlínico HM Rosaleda Lalín

Country	City
Spain	Pontevedra

Management: Av. Buenos Aires, 102, 36500, Lalín, Pontevedra

Network of private clinics, hospitals and specialized centers distributed throughout Spain.

**Related internship programs:**

- Advances in Hematology and Hemotherapy
- Neurological Physiotherapy

09

# Methodology

This academic program offers students a different way of learning. Our methodology uses a cyclical learning approach: **Relearning**.

This teaching system is used, for example, in the most prestigious medical schools in the world, and major publications such as the **New England Journal of Medicine** have considered it to be one of the most effective.





“

*Discover Relearning, a system that abandons conventional linear learning, to take you through cyclical teaching systems: a way of learning that has proven to be extremely effective, especially in subjects that require memorization"*

### Case Study to contextualize all content

Our program offers a revolutionary approach to developing skills and knowledge. Our goal is to strengthen skills in a changing, competitive, and highly demanding environment.

“

*At TECH, you will experience a learning methodology that is shaking the foundations of traditional universities around the world"*



*You will have access to a learning system based on repetition, with natural and progressive teaching throughout the entire syllabus.*



*The student will learn to solve complex situations in real business environments through collaborative activities and real cases.*

### A learning method that is different and innovative

This TECH program is an intensive educational program, created from scratch, which presents the most demanding challenges and decisions in this field, both nationally and internationally. This methodology promotes personal and professional growth, representing a significant step towards success. The case method, a technique that lays the foundation for this content, ensures that the most current economic, social and professional reality is taken into account.

“*Our program prepares you to face new challenges in uncertain environments and achieve success in your career*”

The case method is the most widely used learning system in the best faculties in the world. The case method was developed in 1912 so that law students would not only learn the law based on theoretical content. It consisted of presenting students with real-life, complex situations for them to make informed decisions and value judgments on how to resolve them. In 1924, Harvard adopted it as a standard teaching method.

What should a professional do in a given situation? This is the question we face in the case method, an action-oriented learning method. Throughout the program, the studies will be presented with multiple real cases. They will have to combine all their knowledge and research, and argue and defend their ideas and decisions.

## Relearning Methodology

TECH effectively combines the Case Study methodology with a 100% online learning system based on repetition, which combines 8 different teaching elements in each lesson.

We enhance the Case Study with the best 100% online teaching method: Relearning.

*In 2019, we obtained the best learning results of all online universities in the world.*

At TECH, you will learn using a cutting-edge methodology designed to train the executives of the future. This method, at the forefront of international teaching, is called Relearning.

Our university is the only one in the world authorized to employ this successful method. In 2019, we managed to improve our students' overall satisfaction levels (teaching quality, quality of materials, course structure, objectives...) based on the best online university indicators.





In our program, learning is not a linear process, but rather a spiral (learn, unlearn, forget, and re-learn). Therefore, we combine each of these elements concentrically.

With this methodology, we have trained more than 650,000 university graduates with unprecedented success in fields as diverse as biochemistry, genetics, surgery, international law, management skills, sports science, philosophy, law, engineering, journalism, history, markets, and financial instruments. All this in a highly demanding environment, where the students have a strong socio-economic profile and an average age of 43.5 years.

*Relearning will allow you to learn with less effort and better performance, involving you more in your training, developing a critical mindset, defending arguments, and contrasting opinions: a direct equation for success.*

From the latest scientific evidence in the field of neuroscience, not only do we know how to organize information, ideas, images and memories, but we know that the place and context where we have learned something is fundamental for us to be able to remember it and store it in the hippocampus, to retain it in our long-term memory.

In this way, and in what is called neurocognitive context-dependent e-learning, the different elements in our program are connected to the context where the individual carries out their professional activity.



This program offers the best educational material, prepared with professionals in mind:



### Study Material

All teaching material is produced by the specialists who teach the course, specifically for the course, so that the teaching content is highly specific and precise.

These contents are then applied to the audiovisual format, to create the TECH online working method. All this, with the latest techniques that offer high quality pieces in each and every one of the materials that are made available to the student.



### Classes

There is scientific evidence suggesting that observing third-party experts can be useful.

Learning from an Expert strengthens knowledge and memory, and generates confidence in future difficult decisions.



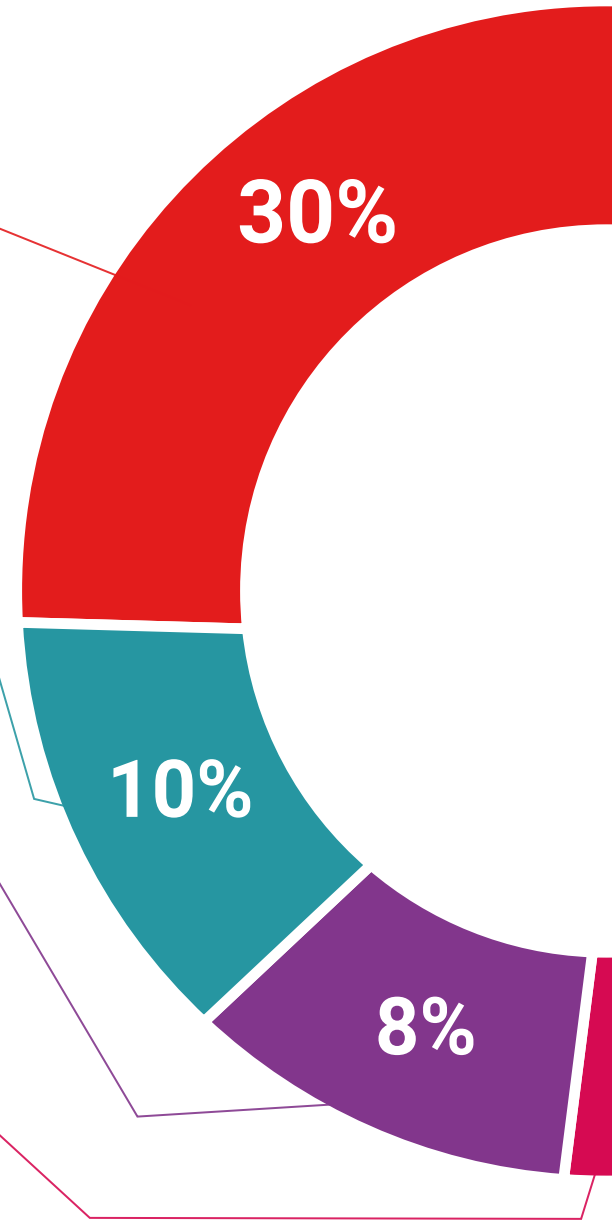
### Practising Skills and Abilities

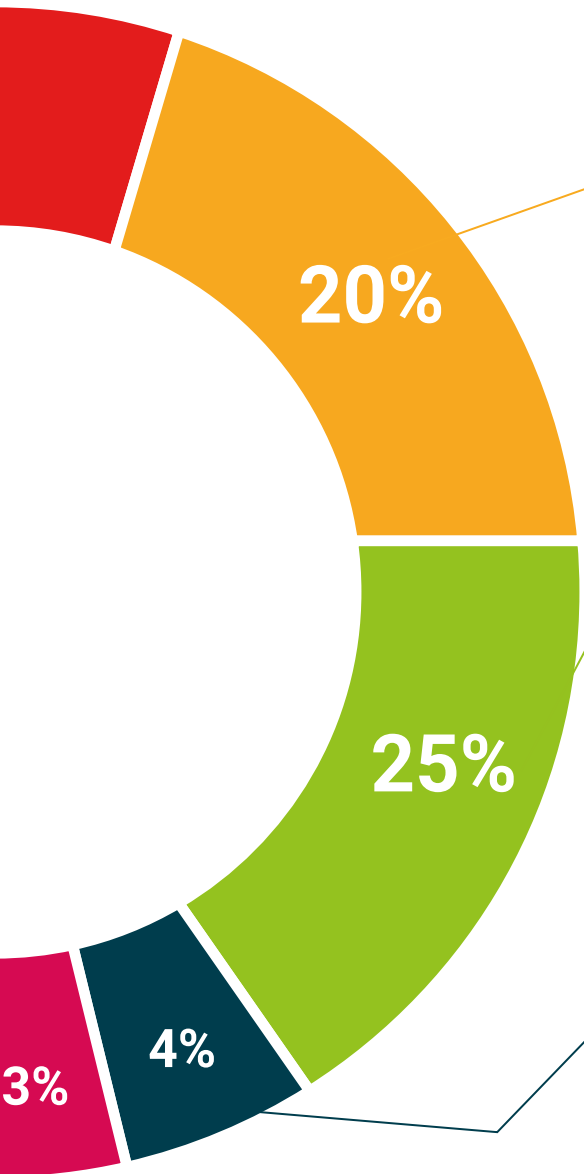
They will carry out activities to develop specific competencies and skills in each thematic area. Exercises and activities to acquire and develop the skills and abilities that a specialist needs to develop in the context of the globalization that we are experiencing.



### Additional Reading

Recent articles, consensus documents and international guidelines, among others. In TECH's virtual library, students will have access to everything they need to complete their course.





#### Case Studies

Students will complete a selection of the best case studies chosen specifically for this situation. Cases that are presented, analyzed, and supervised by the best specialists in the world.



#### Interactive Summaries

The TECH team presents the contents attractively and dynamically in multimedia lessons that include audio, videos, images, diagrams, and concept maps in order to reinforce knowledge.

This exclusive educational system for presenting multimedia content was awarded by Microsoft as a "European Success Story".



#### Testing & Retesting

We periodically evaluate and re-evaluate students' knowledge throughout the program, through assessment and self-assessment activities and exercises, so that they can see how they are achieving their goals.



# 10 Certificate

The Hybrid Professional Master's Degree in Oncologic Endoscopy guarantees students, in addition to the most rigorous and up-to-date education, access to a Hybrid Professional Master's Degree diploma issued by TECH Technological University.





“

*Successfully complete this program and receive your university qualification without having to travel or fill out laborious paperwork”*

This private qualification will allow you to obtain a **Hybrid Professional Master's Degree in Clinical Infectious Diseases and Antibiotic Therapeutics** endorsed by **TECH Global University**, the world's largest online university.

**TECH Global University** is an official European University publicly recognized by the Government of Andorra (*official bulletin*). Andorra is part of the European Higher Education Area (EHEA) since 2003. The EHEA is an initiative promoted by the European Union that aims to organize the international training framework and harmonize the higher education systems of the member countries of this space. The project promotes common values, the implementation of collaborative tools and strengthening its quality assurance mechanisms to enhance collaboration and mobility among students, researchers and academics.

This **TECH Global University** private qualification is a European program of continuing education and professional updating that guarantees the acquisition of competencies in its area of knowledge, providing a high curricular value to the student who completes the program.

Title: **Hybrid Professional Master's Degree in Oncologic Endoscopy**

Modality: **Hybrid (Online + Clinical Internship)**

Duration: **12 months**



\*Apostille Convention. In the event that the student wishes to have their paper diploma issued with an apostille, TECH EDUCATION will make the necessary arrangements to obtain it, at an additional cost.



## Hybrid Professional Master's Degree

### Oncologic Endoscopy

Modality: Hybrid (Online + Clinical Internship)

Duration: 12 months

Certificate: TECH Global University

Credits: 60 + 4 ECTS

# Hybrid Professional Master's Degree

## Oncologic Endoscopy