

Hybrid Professional Master's Degree

Minimally Invasive Surgery in Pediatrics





Hybrid Professional Master's Degree

Minimally Invasive Surgery in Pediatrics

Modality: Hybrid (Online + Clinical Internship)

Duration: 12 months

Certificate: TECH Global University

60 + 5 créditos ECTS

Website: www.techtute.com/us/medicine/hybrid-professional-master-degree/hybrid-professional-master-degree-minimally-invasive-surgery-pediatrics

Index

01

Introduction

p. 4

02

Why Study this Hybrid
Professional Master's Degree?

p. 8

03

Objectives

p. 12

04

Skills

p. 16

05

Course Management

p. 20

06

Educational Plan

p. 28

07

Clinical Internship

p. 36

08

Where Can I Do the Clinical
Internship?

p. 42

09

Methodology

p. 46

10

Certificate

p. 54

01

Introduction

In recent years, more and more hospitals are beginning to apply minimally invasive interventions to treat a wide range of digestive, genitourinary or thoracic pathologies in pediatric patients in an agile and safe way, so mastering the latest laparoscopic and endoscopic techniques is an essential aspect to ensure the effectiveness of the operation and optimize the child's recovery, which is why TECH has created this Hybrid Professional Master's Degree. In this program, the physician will acquire the most advanced knowledge in urological laparoscopy or thoracoscopy and then develop them in a real environment through a clinical internship of 3 weeks in a prestigious hospital center.





“

The Hybrid Professional Master's Degree in Minimally Invasive Surgery in Pediatrics will help you master methods such as endobronchial and transbronchial biopsy to detect and treat diseases of the airway”

Children and newborns have different pathologies that are susceptible to be solved by surgical methods and that, given the physical particularities of these patients, require techniques that alleviate their pain and favor a rapid postoperative recovery. That is why laparoscopic and endoscopic methods are constantly evolving, developing advances such as fluorescence-guided surgery to enhance visualization and ensure successful intervention. These avant-garde methods force surgeons who are experts in dealing with children and neonates to update their theoretical and practical knowledge in this field in order to perform effectively in their day-to-day professional work.

For this reason, and with the aim of providing physicians with all the existing advances in pediatric minimally invasive surgery, TECH has created this Hybrid Professional Master's Degree, which will allow the student to combine theoretical learning 100% online with a clinical internship of 120 hours in a high-level hospital center.

Throughout 12 months, the student will master the up-to-date procedures for the treatment of pathologies of the respiratory system through endoscopy or learn to diagnose various genitourinary diseases through laparoscopy. In addition, the student will assimilate the best skills in the handling of robotic surgery to face abdominal pathologies.

At the end of this theoretical teaching phase, in which they will benefit from teaching materials in a wide range of textual and multimedia formats to optimize your learning, students will access a 120-hour hospital internship. There, integrated in a multidisciplinary work team, you will transfer all the knowledge acquired in this program to real patients in order to achieve a first-class health care performance.

This **Hybrid Professional Master's Degree in Minimally Invasive Surgery in Pediatrics** contains the most complete and up-to-date scientific program on the market. The most important features include:

- ♦ Development of more than 100 clinical cases presented by expert physicians in the performance of surgical interventions oriented to pediatric patients
- ♦ The graphic, schematic, and practical contents with which they are created, provide scientific and practical information on the disciplines that are essential for professional practice
- ♦ Management of the most up-to-date endoscopic techniques for the treatment of various pathologies in younger patients
- ♦ Master the most innovative laparoscopic procedures for General and Digestive Surgery
- ♦ Expand knowledge in the approach of endoscopic interventions in neonatal and fetal patients
- ♦ All this will be complemented by theoretical lessons, questions to the expert, debate forums on controversial topics, and individual reflection assignments
- ♦ Content that is accessible from any fixed or portable device with an Internet connection.
- ♦ Furthermore, they will be able to carry out a clinical internship in one of the best hospitals.



Enroll now in this program to adopt a series of skills that will position you as a cutting-edge physician in pediatric surgery"

“

In just 12 months and 100% online in its theoretical phase, you will increase your knowledge in laparoscopic surgery and endoscopy”

This Hybrid Professional Master's Degree program, of a professionalizing nature and hybrid learning modality, is aimed at updating surgeons who develop their medical activity focused on pediatric patients. The contents are based on the latest scientific evidence, and oriented in a educational way to integrate theoretical knowledge in the healthcare practice, and the theoretical-practical elements will facilitate the updating of knowledge and allow decision-making in patient management.

Thanks to the multimedia content, developed with the latest educational technology, will allow the medical professional a situated and contextual learning, i.e., a simulated environment that will provide immersive learning programmed to train in real situations. This program is designed around Problem-Based Learning, whereby the professional must try to solve the different professional practice situations that arise throughout the program. For this purpose, students will be assisted by an innovative interactive video system developed by renowned experts.

Thanks to this program, you will delve into the most up-to-date techniques in abdominal surgery through a single port.

This Hybrid Professional Master's Degree gives you the opportunity to practice in simulated environments, which provide immersive learning programmed to prepare in real situations.



02

Why Study this Hybrid Professional Master's Degree?

In the field of pediatric surgery, it is essential to be up-to-date with all the latest developments in minimally invasive procedures and techniques, but it is also essential to apply them optimally in day-to-day healthcare. For this reason, TECH has created this Hybrid Professional Master's Degree, in which the student will be able to learn about the latest advances in this area of Medicine, as well as to translate them into practice in a first-class work environment to improve their health competences.



“

TECH offers you the opportunity to combine the best theoretical learning in the academic market with a 3-week clinical internship in a prestigious center, surrounded by great professionals"

1. Updating from the latest technology available

The field of pediatric surgery has evolved enormously in recent times due to the appearance of fluorescent laparoscopic methods or the application of robotic surgery to diagnose and treat various diseases. Because of this, TECH has opted to design this program, with the aim of providing these advances to the physician in a theoretical and practical way.

2. Gaining In-Depth Knowledge from the Experience of Top Specialists

The theoretical contents of this Hybrid Professional Master's Degree are carried out by professionals with extensive experience in this field of Medicine, so that the knowledge that the student will acquire will have a great professional applicability. In addition, during their clinical internship, they will acquire useful and up-to-date skills thanks to their integration in a work team made up of the best professionals in pediatric surgery.

3. Entering First-Class Clinical Environments

TECH has carefully selected all the centers available for the internship of this Hybrid Professional Master's Degree. Thanks to this, the specialist will have guaranteed access to a prestigious clinical environment in the area of pediatric surgery. In this way, you will be able to see the day-to-day work of a demanding, rigorous and exhaustive sector, always applying the latest theses and scientific postulates in its work methodology.





4. Combining the Best Theory with State-of-the-Art Practice

The academic field is full of programs that focus their contents exclusively on the theoretical level and completely forget their practical applicability. For this reason, TECH has directed its efforts towards the design of this program, which allows students to combine theoretical learning with a 3-week clinical internship during which they will apply all the latest developments in pediatric surgery in the real world.

5. Expanding the Boundaries of Knowledge

TECH offers the possibility of carrying out these internships in prestigious centers. This way, the specialist will be able to catch up with the best professionals, who work in first-class centers. A unique opportunity that only TECH, the largest online university in the world, could offer.

“

You will have full practical immersion at the center of your choice”

03 Objectives

The Hybrid Professional Master's Degree in Minimally Invasive Surgery in Pediatrics is designed with the intention of promoting the expansion and updating of the knowledge of the professional involved in this field of medicine. Therefore, they will assimilate the latest diagnostic and therapeutic procedures and techniques to face with solvency different pediatric digestive, urological or thoracic pathologies. In order to preserve the fulfillment of academic expectations, TECH has designed a set of general and specific objectives.





“

Through this program, the physician will have the opportunity to expand and update their knowledge in the use of laparoscopic and endoscopic techniques with the pediatric patient"



General Objective

- The general objective of this Hybrid Professional Master's Degree in Minimally Invasive Surgery in Pediatrics is to allow the medical professional to complement their knowledge in the field of pediatric laparoscopic and endoscopic techniques. In addition, through the combination of an excellent theoretical learning with a clinical internship of 3 weeks in a renowned hospital, ensuring the useful health applicability of everything learned in this program.

“

Through this Hybrid Professional Master's Degree, you will assimilate high-level skills to surgically treat various pathologies of the neonatal patient"





Specific Objectives

Module 1. Genitourinary Endoscopy

- ♦ Handle urological endoscopic instruments, through cystoscopy and ureterorenoscopy, in order to diagnose and treat many urological pathologies
- ♦ Correctly perform renoureteral system endoscopies
- ♦ Determine the genitourinary malformations that require endoscopic exploration and treatment

Module 2. Endoscopy Via Digestive Tract

- ♦ Delve into the digestive endoscopy as a diagnostic and therapeutic method in the treatment of pediatric digestive tract pathology
- ♦ Acquire knowledge of the therapeutic techniques used in esophagogastrosocopy and colonoscopy

Module 3. Airway Endoscopy

- ♦ Master the instrumentation necessary to perform rigid and flexible bronchoscopy in the pediatric patient
- ♦ Analyze the pathology susceptible to treatment by this route and the endoscopic techniques that are applied for its treatment

Module 4. Thoracoscopy. Cervicoscopy

- ♦ Describe the thoracic pathologies currently treated by thoracoscopy
- ♦ Master the thoracoscopic approach and the specific surgical techniques used for every child pathologies
- ♦ Understand the specific anesthetic conditions that the patients require while undergoing these treatments

Module 5. Laparoscopy General and Digestive Surgery I

- ♦ Be able to handle with ease and obtain knowledge about all the pathology included in General Surgery that can be treated by laparoscopy

Module 6. Laparoscopy General and Digestive Surgery II

- ♦ Delve into the different laparoscopic surgical techniques that can be applied to different pathologies

Module 7. Oncologic and Gonadal Laparoscopy

- ♦ Gain an in-depth knowledge of transperitoneal and retroperitoneal laparoscopy and know which approach is appropriate for urological pathologies
- ♦ Analyze pediatric urological pathologies and the laparoscopic techniques used to treat them
- ♦ Assess pneumovesicoscopy as an alternative for the treatment of some specific urological pathologies

Module 8. Urological Laparoscopy

- ♦ Identify the different urological pathologies in pediatrics and the existing laparoscopic surgical techniques to solve them

Module 9. Neonatal and fetal surgery

- ♦ Manage the peculiarities of laparoscopic neonatal surgery
- ♦ Establish those neonatal malformations that are attempted to be corrected prenatally and to know which ones require prenatal management and how to approach them

Module 10. Abdominal Surgery Through Single Port and Robotic Surgery

- ♦ Delve into laparoscopic surgery, learn which techniques can be performed with it and determine its advantages and limitations

04 Skills

Once the evaluations of the Hybrid Professional Master's Degree in Minimally Invasive Surgery in Pediatrics have been passed, the physician will have significantly expanded their skills in this area to develop a high level of health care practice with each of their youngest patients.





“

The Hybrid Professional Master's Degree in Minimally Invasive Surgery in Pediatrics will allow you to greatly expand your knowledge in this medical field to become a reference professional in your sector"

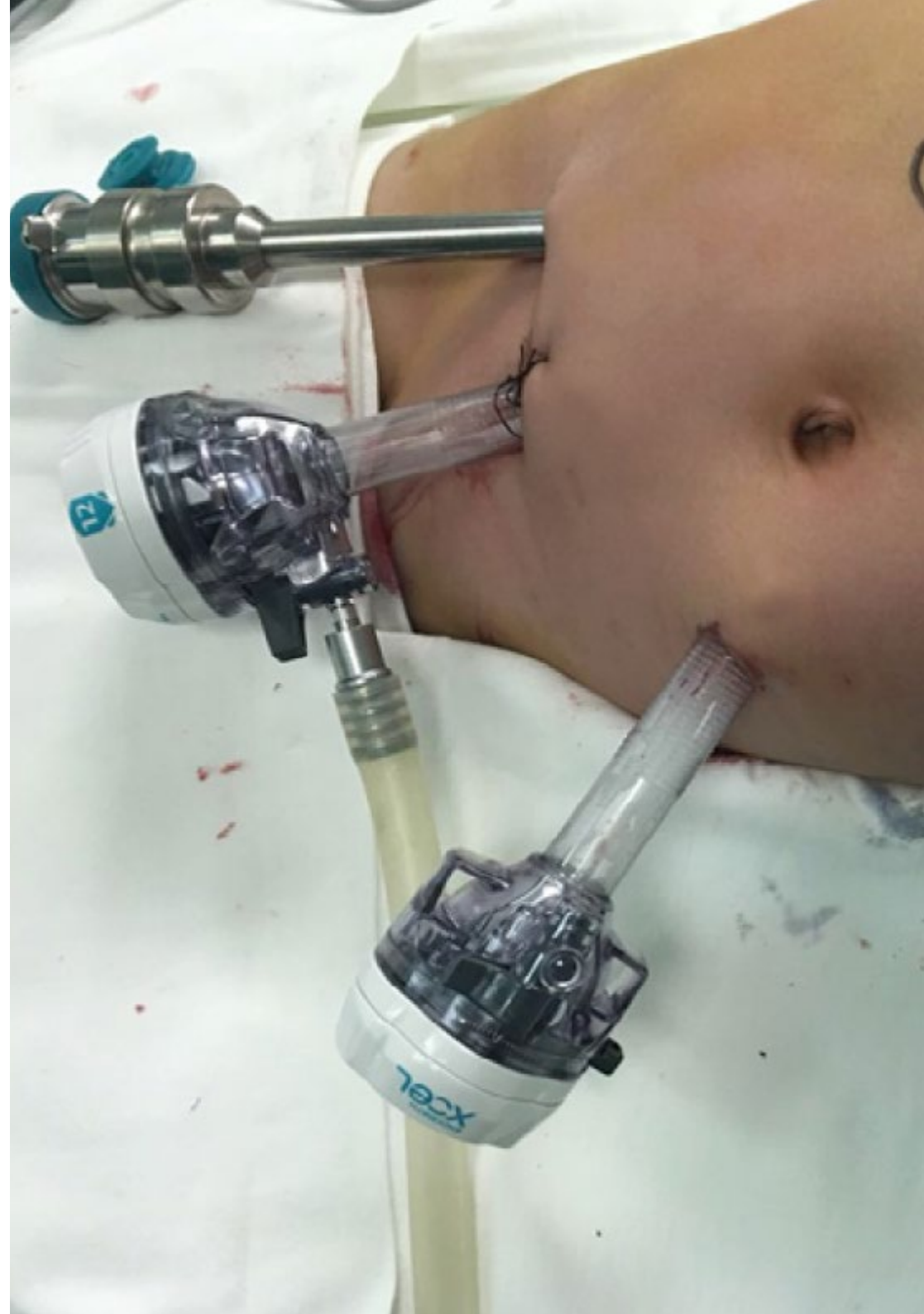


General Skills

- Use minimally invasive techniques with solvency: Pediatric laparoscopy and endoscopy
- Detect the advantages and limitations of laparoscopic techniques
- Approach the different pediatric pathologies that can be addressed through these pathways

“

After completing this program, you will be qualified to properly apply the latest endoscopic procedures used in the pathologies of the pediatric renal-ureteral system”





Specific Skills

- Use the endoscopic techniques applied for the treatment of pediatric pathology, as well as how to perform rigid and flexible bronchoscopy in pediatric patients
- Use digestive endoscopy as a diagnostic and therapeutic method in the treatment of pediatric digestive tract pathology
- Apply knowledge of the therapeutic techniques used in esophagogastroscopy and colonoscopy and colonoscopy criteria into daily practice
- Handle urological endoscopic instruments with ease
- Correctly perform the procedures that are managed endoscopically in pathologies of the renoureteral system
- Recognize the genitourinary malformations that require endoscopic exploration and treatment
- Address the thoracoscopic approach and the specific surgical techniques for each of the children's pathologies from it
- Apply the different laparoscopic surgical techniques depending on the pathology
- Perform transperitoneal and retroperitoneal laparoscopy in pediatric patients
- Recognize pediatric urological and gynecological pathologies and the laparoscopic techniques used to treat them
- Mastering laparoscopic neonatal surgery
- Detect neonatal malformations

05

Course Management

In TECH's tireless commitment to guarantee academic excellence in its qualifications, this program is directed and taught by professionals who have extensive experience in the world of minimally invasive surgery for pediatrics. These physicians are in charge of developing all the didactic content that the student will access during this program, so that the knowledge they will acquire will be completely applicable in their professional work.



“

Take this program under the guidance of leading experts, with a deep understanding of the most advanced theoretical considerations in the field of Minimally Invasive Surgery for pediatric patients"

Management



Dr. Cabezalí Barbancho, Daniel

- ♦ Pediatric Surgeon Expert in Laparoscopy and Endoscopy
- ♦ Pediatric Surgeon at the Vithas Madrid Aravaca University Hospital
- ♦ Pediatric Surgeon in Pediatric Urology at the Sanitas La Zarzuela Hospital
- ♦ Pediatric Urologist of the Pediatric Surgery Service at the 12 de Octubre University Hospital
- ♦ Author and co-author of dozens of articles for national and international scientific journals
- ♦ Author of several book chapters
- ♦ Regular speaker at national and international congresses related to his specialty
- ♦ Doctor of Medicine and Surgery, from the Complutense University of Madrid

Professors

Dr. Gómez Fraile, Andrés

- ♦ Head of the Pediatric Surgery and Urology Department at the 12 de Octubre Hospital
- ♦ President of the Iberoamerican Society of Pediatric Urology
- ♦ Attending Physician of the Pediatric Surgery Service at the General Yagüe Hospital
- ♦ Attending Physician of the Pediatric Surgery Service at Nuestra Señora de la Candelaria Hospital
- ♦ Pediatric Surgery Resident at La Fe University and Polytechnic Hospital
- ♦ Doctor of Medicine and Surgery, from the Complutense University of Madrid.
- ♦ Degree in Medicine and Surgery from the Complutense University of Madrid
- ♦ Specialist in Pediatric Surgery by the Literary University of Valencia
- ♦ Member of ESPU, SIUP, AEU, SECP

Dr. Somoza Argibay, Iván

- ♦ Coordinator of the Pediatric Urology and Urodynamics Unit at the University Hospital of A Coruña
- ♦ Specialist in Pediatric Surgery at the University Hospital Complex of A Coruña
- ♦ Head of Residents in the University Hospital Complex A Coruña
- ♦ Specialty in Pediatric Surgery at the University Hospital Complex of A Coruña
- ♦ Fellowships in Pediatric Urology at La Paz Hospital, Our Lady's Hospital For Sick Children and the Medical Research Centre of Dublin
- ♦ Doctor from the University of A Coruña

Dr. Antón-Pacheco Sánchez, Juan Luis

- ♦ Specialist in Pediatric Surgery and General Surgery at the 12 de Octubre University Hospital
- ♦ Area Specialist of the Pediatric Surgery Service in the General Surgery Section at the 12 de Octubre University Hospital
- ♦ Author of scientific works related to his field of specialty
- ♦ Doctor of Medicine and Surgery, from the Complutense University of Madrid
- ♦ Degree in Medicine and Surgery

Dr. Cano Novillo, Indalecio

- ♦ Expert Physician in Non-Invasive and Robotic Pediatric Surgery
- ♦ Head of the Pediatric Surgery Department at La Zarzuela University Hospital
- ♦ Head of the General Surgery Section of the Pediatric Surgery Service at the 12 de Octubre University Hospital
- ♦ Pediatric Surgeon at the Vithas Madrid Aravaca University Hospital
- ♦ Pediatric Surgeon at the University Hospital of Berlín
- ♦ Pediatric Surgeon at Great Ormond Street Hospital
- ♦ Pediatric Surgeon at Vall d'Hebron University Hospital
- ♦ Pediatric Surgeon at Lapeyronie Hospital. Montpellier, Spain
- ♦ Doctor of Medicine and Surgery, Complutense University of Madrid
- ♦ Member of the International College of Surgeons, European Bureau of Pediatric Surgery, French Society of Digestive Surgery, Spanish Society of Pediatric Surgery, Spanish Association of Pediatrics

Dr. Parente Hernández, Alberto

- ♦ Specialist in Pediatric Surgery at the Reina Sofia University Hospital in Cordoba, Spain
- ♦ Specialist in Pediatric Surgery at the University Hospital of Torrejón
- ♦ Specialist in Pediatric Surgery of the Pediatric Urology Section at the Gregorio Marañón Maternity Hospital in Madrid
- ♦ PhD in Medicine from the Complutense University of Madrid.
- ♦ Degree in Medicine from the University of Valladolid
- ♦ Specialist in Pediatric Surgery
- ♦ Master's Degree in Clinical Management, Medical and Healthcare Management from the CEU Cardenal Herrera University
- ♦ Master's Degree in Pediatric Urology by the International University of Andalusia
- ♦ Member of the European Society of Pediatric Urology

Dr. Tejedor Sánchez, Raquel

- ♦ Minimally Invasive Surgery Physician in Pediatrics
- ♦ Area Specialist Physician at the Hospital Central de la Defensa Gómez Ulla
- ♦ Collaborating Physician in Practical Teaching of the Department of Pediatrics of the Faculty of Medicine
- ♦ Master's Degree in Minimally Invasive Surgery in Pediatrics from CEU University
- ♦ Specialty in Pediatric Surgery at the 12 de Octubre University Hospital
- ♦ Degree in Medicine and General Surgery from the Complutense University of Madrid

Dr. García Aparicio, Luís

- ♦ Head of the Pediatric Urology Unit at the Sant Joan de Déu Hospital
- ♦ Specialist in Surgery and Pediatric Urology at Sant Joan de Déu Hospital
- ♦ Internship in Pediatric Urology at the Nicklaus Children's Hospital
- ♦ Fellow by the European Board of Paediatric Surgery (FEBPS)
- ♦ Fellow by the European Academy of Paediatric Urology (FEAPU)
- ♦ Specialty in Pediatric Surgery at the Sant Joan de Déu Hospital
- ♦ Degree in Medicine and Surgery from the University of Barcelona
- ♦ Doctor of Medicine from the University of Barcelona

Dr. Ortiz Rodríguez, Rubén

- ♦ Specialist in Pediatric Surgery at the San Rafael Hospital
- ♦ Specialist in Pediatric Urology at the Gregorio Marañón General University Hospital
- ♦ Specialist in Pediatric Surgery at the University Hospital of Torrejón
- ♦ Specialist in Pediatric Surgery at La Paz University Hospital
- ♦ Degree in Medicine from the University of Castilla-La Mancha
- ♦ Master's Degree in Pediatric Urology from the International University of Andalusia

Dr. Fernández-Bautista, Beatriz

- ♦ Specialist in Pediatric Surgery at the Gregorio Marañón Maternity Hospital in Madrid
- ♦ Specialist in Pediatric Surgery at the San Rafael Hospital
- ♦ Degree in Medicine from the Complutense University of Madrid
- ♦ Specialty in Pediatric Surgery
- ♦ Member of the Scientific Review Committee of the Journal "Archivos Españoles de Urología"

Dr. Martín Munarriz, Pablo

- ♦ Attending Physician in the Pediatric Neurosurgery Service at the 12 de Octubre University Hospital
- ♦ Specialist in Pediatric Neurosurgery at the CSUR
- ♦ Several internships abroad: Johns Hopkins Hospital (Baltimore, USA), UMPC Hospital (University of Pittsburgh Medical Center, Pittsburgh, USA), INI Hospital (International Neuroscience Institute, Hannover, Germany) and in Sao Paulo, Brazil
- ♦ Clinical Fellowship in Pediatric Neurosurgery with surgical and assisting practice at SickKids Hospital (The Hospital for Sick Children, Toronto, Canada)
- ♦ Doctor of Surgery, Complutense University of Madrid (UCM)
- ♦ Member of the Neurotraumatology and Subarachnoid Hemorrhage Research Group of the Neurosciences Area of the I+12 Research Institute, Spanish Society of Neurosurgery (SENEC), Spanish Society of Pediatric Neurosurgery (SENEPE), European Neurosurgical Society (EANS), International Society of Pediatric Neurosurgery (ISPN)

Dr. Martín Solé, Oriol

- ♦ Coordinator of Pediatric Urology at HM Nens Hospital. Barcelona
- ♦ Specialist in the Pediatric Urology Unit of the Pediatric Surgery Area at Sant Joan de Déu Hospital
- ♦ Doctor of Medicine from the University of Barcelona
- ♦ Degree in Medicine from the Autonomous University of Barcelona
- ♦ Fellow in Pediatric Surgery by the European Union of Medical Specialists (UEMS)
- ♦ Master's Degree in Research Methodology: Design and Statistics in Health Sciences from Autonomous University of Barcelona
- ♦ Diploma in Statistics in Health Sciences from the Autonomous University of Barcelona

Dr. Angulo Madero, José María

- ♦ Head of Pediatric Urology Section at Gregorio Marañón General University Hospital
- ♦ Pediatric Surgeon at Nuestra Señora de Aránzazu Hospital
- ♦ Specialist in Pediatric Surgery at the Puerta del Mar University Hospital
- ♦ Degree in Medicine and Surgery from the Autonomous University of Madrid.
- ♦ Specialty in Pediatric Surgery at Gregorio Marañón General University Hospital
- ♦ Member of: Spanish Society of Pediatric Surgery, Spanish Society of Urology, Founder of the Spanish Society of Emergency Surgery, Honorary Member of the Cadiz Association of Spina Bifida and Hydrocephalus, Iberoamerican Society of Pediatric Urology, ESPES

Dr. Burgos Lucena, Laura

- ♦ Specialist in Pediatric Surgery at the University Hospital HM Montepíncipe
- ♦ Specialist in Pediatric Surgery at the Niño Jesús University Children's Hospital
- ♦ Specialist in Pediatric Urology at the Gregorio Marañón General University Hospital
- ♦ Specialist in Pediatric Surgery at La Paz Children's University Hospital
- ♦ PhD from the Autonomous University of Madrid
- ♦ Graduate in Medicine and Surgery, University of Malaga
- ♦ Member of the Review Committee of the journal "Archivos Españoles de Urología"

Dr. Tordable Ojeda, Cristina

- ♦ Specialist in Pediatric Surgery at the Pediatric Urology Unit of the 12 de Octubre University Hospital in Madrid.
- ♦ Specialty in Pediatric Surgery at the 12 de Octubre University Hospital in Madrid
- ♦ Degree in Medicine from the Complutense University of Madrid.
- ♦ Master's Degree in Pediatric Urology by the International University of Andalusia
- ♦ Master's Degree in Minimally Invasive Surgery in Pediatrics from TECH Technological University
- ♦ Internship at the Pediatric Urology Department at Great Ormond Street Hospital, London

Dr. Romero Layos, Manuel

- ♦ Specialist. Anesthesia and resuscitation. 12 de Octubre University Hospital
- ♦ Tutor of the Teaching Protocol of Anesthesiology and Resuscitation. 12 de Octubre Hospital
- ♦ Specialist in Cardiovascular Surgery HM Montepíncipe University Hospital

Dr. Serrano Durbá, Agustín

- ♦ Medical Specialist in Pediatric Urology at La Salud Hospital
- ♦ PhD in Medicine and Surgery from the University of Valencia
- ♦ Specialist in Pediatric Urology from the University of Valencia
- ♦ Fellow of the European Academy of Pediatric Urology at La Salud Hospital
- ♦ Head of the Children's Urology Section at the La Fe University and Polytechnic Hospital
- ♦ National Coordinator of Pediatric Urology of the Spanish Association of Urology and the Spanish Group of Pediatric Urology
- ♦ Member of the Editorial Committee of the Spanish Urological Journals Actas, Spanish Association of Urology of the Community of Valencia, European Association of Pediatric Urology

Dr. Redondo Sedano, Jesús Vicente

- ♦ Specialist in Pediatric Surgery at 12 de Octubre University Hospital
- ♦ Graduate in Medicine and Surgery from the Complutense University of Madrid
- ♦ Master's Degree in Pediatric Urology by the International University of Andalusia
- ♦ Master's Degree in Minimally Invasive Surgery in Pediatrics

Dr. Álvarez-Nava Torrego, María Teresa

- ♦ Medical Specialist in the Endoscopy Unit of the Digestive System Service of the 12 de Octubre University Hospital, Madrid
- ♦ Honorary Collaborator of the Department of Medicine, Complutense University of Madrid
- ♦ Degree in Medicine from the University of Oviedo
- ♦ Master's Degree in Specialization in Endoscopic Ultrasonography from the University of Alcalá de Henares, Madrid
- ♦ Specialty in Digestive System Medicine from the 12 de Octubre University Hospital, Madrid

Dr. García Torres, Enrique

- ♦ Pediatric Cardiology Specialist
- ♦ Pediatric Cardiac Surgeon at the 12 de Octubre University Hospital
- ♦ Training as Pediatric Surgeon at Marie Lannelongue Surgical Center
- ♦ Master's Degree in Cardiovascular Surgery from the University of Carabobo
- ♦ Degree in Medicine and Surgery from the Central University of Venezuela

Dr. Pérez Bertólez, Sonia

- ♦ Consultant in Pediatric Surgery, Neonatal Surgery and Pediatric Urology at Teknon Medical Center
- ♦ Specialist in the Pediatric Urology Section at the Sant Joan de Déu Children's Hospital
- ♦ Specialist in Pediatric Surgery at the Virgen del Rocio Children's Hospital
- ♦ Specialist in Pediatric Surgery at the Toledo Hospital Complex
- ♦ Doctor of Medicine and Surgery from the University of Málaga
- ♦ Degree in Medicine and Surgery from the University of Santiago de Compostela
- ♦ Specialty in Pediatric Surgery at the Carlos Haya Regional University Hospital Complex.
- ♦ Master's Degree in Pediatric Urology
- ♦ Postgraduate Diploma in Pediatric Surgery
- ♦ Fellow of the European Board of Paediatric Surgery

Dr. Jiménez-Hiscock, Luis

- ♦ Thoracic Surgery Specialist
- ♦ Thoracic Surgeon in HM Hospitals
- ♦ Thoracic Surgeon at the Getafe University Hospital
- ♦ PhD in Medicine from the Complutense University of Madrid.
- ♦ Member of Spanish Association of Surgeons, European Society of Thoracic Surgeons, Spanish Society of Thoracic Surgery, Spanish Society of Pneumology and Thoracic Surgery

Dr. García Fernández, José Luís

- ♦ Thoracic Surgeon at La Princesa University Hospital
- ♦ Thoracic Surgeon at MD Anderson Cancer Center
- ♦ Thoracic Surgeon in HM Hospitals
- ♦ PhD in Medicine and Surgery from the Autonomous University of Madrid.

Ms. Palomo Gómez, Rocío

- ♦ Nurse Specialized in Gynecology and Obstetrics
- ♦ Ceuta Specialized Care Midwife
- ♦ Midwife in the Carlos Haya Regional University Hospital. Malaga, Spain
- ♦ Professor at the Malaga Midwifery Unit
- ♦ Postgraduate Certificate in Nursing

Dr. Peñalver Pascual, Rafael

- ♦ Head of the Thoracic Surgery Service at the Madrid Group of Hospitals
- ♦ Thoracic Surgeon in the Thoracic Surgery Service at Gregorio Marañón General University Hospital
- ♦ Thoracic Surgeon at the Fundación Jiménez Díaz University Hospital
- ♦ Head of Thoracic Surgery at the University Hospital Complex of Vigo
- ♦ Doctor of Medicine from the Autonomous University Madrid

Dr. Delgado Muñoz, María Dolores

- ♦ Head of the Pediatric Surgery Section at the 12 de Octubre University Hospital
- ♦ Specialist in Pediatric Surgery at the 12 de Octubre University Hospital
- ♦ President of the Spanish Society of Facial Fissures
- ♦ Degree in General Medicine and Surgery from the Autonomous University of Madrid
- ♦ Specialty in Pediatric Surgery
- ♦ Member of the National Commission of Pediatric Surgery, Editorial Committee of the Journal of Pediatric Surgery of Pediatric Surgery



This expert teaching staff has been chosen in a precise and professional manner from a team of experts with extensive experience in the minimally invasive intervention of children and adolescents"

06

Educational Plan

The syllabus of this program is made up of 10 modules through which you will adopt the most up-to-date techniques and procedures in Minimally Invasive Surgery in Pediatrics. In addition, the teaching resources that you will have at your disposal during the duration of this Hybrid Professional Master's Degree are accessible in formats such as the interactive summary, the explanatory video or the complementary readings. Thanks to this, added to its characteristic 100% online methodology, you will achieve an effective learning process adapted to your personal and student requirements.





“

The best expert surgeons in Pediatrics are responsible for developing the contents of this academic program, so its professional applicability is guaranteed"

Module 1. Genitourinary Endoscopy

- 1.1. Equipment. Cystoscopes and Ureterorenoscopes
- 1.2. Instrumentation Material
- 1.3. Hydronephrosis. Ureterohydronephrosis
 - 1.3.1. Pyeloureteral Stenosis Anterograde and Retrograde Dilatation and Endopyelotomy
 - 1.3.2. Congenital Obstructive Megaureter Dilatation of the Ureterovesical Junction
- 1.4. Bladder Pathology I
 - 1.4.1. Ureteral Vesic Reflux: Injection of Material at the Ureterovesical Junction
- 1.5. Bladder Pathology II
 - 1.5.1. Cystoscopy Bladder Masses
 - 1.5.2. Bladder Diverticulum Ureterocele
- 1.6. Bladder Pathology III
 - 1.6.1. Bladder Dysfunction Botox Injection
- 1.7. Urethral Pathology.
 - 1.7.1. Ureteral Stenosis Ureteral Traumatism Urethrotomy.
 - 1.7.2. Urethra Valves Urethral Diverticula
- 1.8. Lithiasis I
 - 1.8.1. Percutaneous Nephrolithotomy
 - 1.8.2. Retrograde Intrarenal Surgery
- 1.9. Lithiasis II
 - 1.9.1. Ureteral Lithiasis Ureterorenoscopy
 - 1.9.2. Bladder Lithiasis Special Situations: Enterocystoplasties and Ducts
 - 1.9.3. Catheterizable
- 1.10. Gynecological Pathology
 - 1.10.1. Urogenital Sinus Sewer
 - 1.10.2. Vaginal Malformations

Module 2. Endoscopy Via Digestive Tract

- 2.1. Team, Instrumentation and Pre-Procedure Patient Preparation
- 2.2. Sedation and Anesthesia for Digestive Endoscopic Procedures With Children
- 2.3. Oesophageal I
 - 2.3.1. Oesophageal stricture. Achalasia Esophageal Dilatation and Endoluminal Prostheses
 - 2.3.2. Extraction of Foreign Bodies from the Oesophageal
- 2.4. Oesophageal II
 - 2.4.1. Esophageal Varices Ligation of Varicose Veins
- 2.5. Caustic Injuries
- 2.6. Stomach I
 - 2.6.1. Percutaneous Gastrostomy
 - 2.6.2. Anti-Reflux Surgical Techniques
- 2.7. Stomach II
 - 2.7.1. Gastric Lesions Excision
 - 2.7.2. Gastric Foreign Bodies Bezoars
- 2.8. Pyloro-Duodenal Pathology
 - 2.8.1. Pyloric Stenosis
 - 2.8.2. Duodenal Stenosis and Duodenal Cysts
- 2.9. Colon I
 - 2.9.1. Colonoscopy Rectal Stenosis
 - 2.9.2. Ulcerative Colitis
 - 2.9.3. Colorectal Polyps
- 2.10. Colon II
 - 2.10.1. Chromoendoscopy
 - 2.10.2. Capsuloendoscopy

Module 3. Airway Endoscopy

- 3.1. Sedation and Anesthesia in Pediatric Bronchoscopy
- 3.2. Bronchoscopy.
 - 3.2.1. Exploration of the Airway in the Otorhinolaryngological Practice
 - 3.2.2. Equipment and Instrumentation in Rigid and Flexible Bronchoscopy
 - 3.2.3. Indications of Rigid and Flexible Bronchoscopy
- 3.3. Diagnostic Procedures I
 - 3.3.1. Bronchoalveolar Lavage
 - 3.3.2. Total Lung Lavage
- 3.4. Diagnostic Procedures II
 - 3.4.1. Endobronchial and Transbronchial Biopsy
 - 3.4.2. EBUS (Ultrasound-Guided Biopsy)
 - 3.4.3. Bronchoscopy and Study of Swallowing
- 3.5. Therapeutic Procedures I
 - 3.5.1. Extraction of Foreign Bodies
 - 3.5.2. Pneumatic Dilation
 - 3.5.3. Placement of Stents in the Airway
- 3.6. Therapeutic Procedures II
 - 3.6.1. Laser Procedures
 - 3.6.2. Cryotherapy
 - 3.6.3. Other Techniques: Endobronchial Valves, Sealants and Drug Application
 - 3.6.4. Technique Complications
- 3.7. Specific Laryngeal Pathologies I
 - 3.7.1. Laryngomalacia
 - 3.7.2. Laryngeal Paralysis.
 - 3.7.3. Laryngeal Stenosis
- 3.8. Specific Laryngeal Pathologies II
 - 3.8.1. Laryngeal Tumors and Cysts
 - 3.8.2. Other Less Frequent Pathologies: Clefting
- 3.9. Specific Tracheobronchial Pathologies I
 - 3.9.1. Tracheal/Bronchial Stenosis: Congenital and Acquired
 - 3.9.2. Tracheobronchomalacia: Primary and Secondary

- 3.10. Specific Tracheobronchial Pathologies II
 - 3.10.1. Tumours
 - 3.10.2. The Tracheotomized Patient: Care
 - 3.10.3. Other Less Frequent Pathologies: Clefting, Granuloma

Module 4. Thoracoscopy. Cervicoscopy

- 4.1. Anesthesia for Pediatric Thoracoscopy
- 4.2. Equipment, Material and Bases of Thoracoscopy
- 4.3. Chest I
 - 4.3.1. Pectus Excavatum Nuss Bar Placement
- 4.4. Chest II
 - 4.4.1. Pneumothorax
 - 4.4.2. Debridement and Placement of Endothoracic Drainage Empyema
- 4.5. Chest III
 - 4.5.1. Lobectomy in Children Pulmonary Airway Malformation (CPAM)
 - 4.5.2. Pulmonary Sequestration Congenital Lobar Hyperinsufflation
- 4.6. Chest IV
 - 4.6.1. Mediastinal Tumors
 - 4.6.2. Esophageal Duplications Bronchogenic Cysts
- 4.7. Chest V
 - 4.7.1. Pulmonary Biopsy
 - 4.7.2. Metastases Removal
- 4.8. Chest VI
 - 4.8.1. Patent Ductus Arteriosus / Vascular Rings
 - 4.8.2. Aortopexy Tracheomalacia
- 4.9. Chest VII
 - 4.9.1. Palmar Hyperhidrosis
 - 4.9.2. Treatment Thoracoscopic of Chylothorax
- 4.10. Cervicoscopy
 - 4.10.1. Minimally Invasive Thyroid, Parathyroid and Thymus Surgery

Module 5. Laparoscopy General and Digestive Surgery I

- 5.1. Anesthesia for Abdominal Laparoscopic Surgery
- 5.2. Materials and General Aspects of Laparoscopy
- 5.3. Gastrointestinal Tract I
 - 5.3.1. Esophageal Achalasia
 - 5.3.2. Gastroesophageal Reflux. Fundoplication
- 5.4. Gastrointestinal Tract II
 - 5.4.1. Laparoscopic Gastrectomy
 - 5.4.2. Pyloromyotomy
- 5.5. Gastrointestinal Tract III
 - 5.5.1. Bowel Intussusception
 - 5.5.2. Treatment of Intestinal Obstruction
- 5.6. Gastrointestinal Tract IV
 - 5.6.1. Meckel's Diverticulum
 - 5.6.2. Intestinal Duplications
- 5.7. Gastrointestinal Tract V
 - 5.7.1. Acute Appendicitis
- 5.8. Gastrointestinal Tract VI
 - 5.8.1. Laparoscopy in Inflammatory Bowel Disease
- 5.9. Gastrointestinal Tract VII
 - 5.9.1. Hirschsprung's Disease
 - 5.9.2. Anorectal Malformations
- 5.10. Gastrointestinal Tract VIII
 - 5.10.1. Laparoscopy for Stomas
 - 5.10.2. Rectopexy

Module 6. Laparoscopy General and Digestive Surgery II

- 6.1. Liver I. Biliary Tract
 - 6.1.1. Cholecystectomy.
- 6.2. Liver II Biliary Tract
 - 6.2.1. Biliary Tract Atresia Portoenterostomy of Kasai
 - 6.2.2. Choledochal Cyst
- 6.3. Liver III
 - 6.3.1. Hepatectomy
 - 6.3.2. Liver Cysts
- 6.4. Spleen / Pancreas
 - 6.4.1. Splenectomy Techniques
 - 6.4.2. Laparoscopic Approach to the Pancreas
- 6.5. Abdomen I
 - 6.5.1. Ventriculoperitoneal Shunts
 - 6.5.2. Catheters of Peritoneal Dialysis
- 6.6. Abdomen II
 - 6.6.1. Abdominal Trauma.
- 6.7. Abdomen III
 - 6.7.1. Chronic Abdominal Pain
- 6.8. Obesity Surgery
 - 6.8.1. Laparoscopic Techniques for Obesity
- 6.9. Diaphragm
 - 6.9.1. Morgagni's Hernia
 - 6.9.2. Diaphragmatic Relaxation
- 6.10. Abdominal Wall
 - 6.10.1. Inguinal Hernia. Laparoscopic Inguinal Herniorrhaphy

Module 7. Oncologic Laparoscopy: Gonadal Laparoscopy

- 7.1. Laparoscopy in Pediatric Tumors (I)
 - 7.1.1. Laparoscopy for Intra-abdominal Tumor Lesions
- 7.2. Laparoscopy in Pediatric Tumors (II)
 - 7.2.1. Adrenalectomy. Neuroblastoma.
- 7.3. Laparoscopy in Pediatric Tumors (III)
 - 7.3.1. Sacrococcygeal Teratomas
- 7.4. Laparoscopy in Pediatric Tumors (IV)
 - 7.4.1. Ovarian Tumors.
- 7.5. Laparoscopy Testicular(I)
 - 7.5.1. Non-Palpable Testicle Diagnosis and Treatment
- 7.6. Urachal Abnormalities
- 7.7. Laparoscopy Gynaecology(I)
 - 7.7.1. Peripubertal Ovarian Cysts
- 7.8. Laparoscopy Gynecology (II)
 - 7.8.1. Ovarian Torsion
 - 7.8.2. Tubal Pathology
- 7.9. Laparoscopy Gynecology (III)
 - 7.9.1. Uterovaginal Malformations
- 7.10. Laparoscopy Gynecology (IV)
 - 7.10.1. Laparoscopy in Sexual Differentiation Disorders

Module 8. Urological Laparoscopy

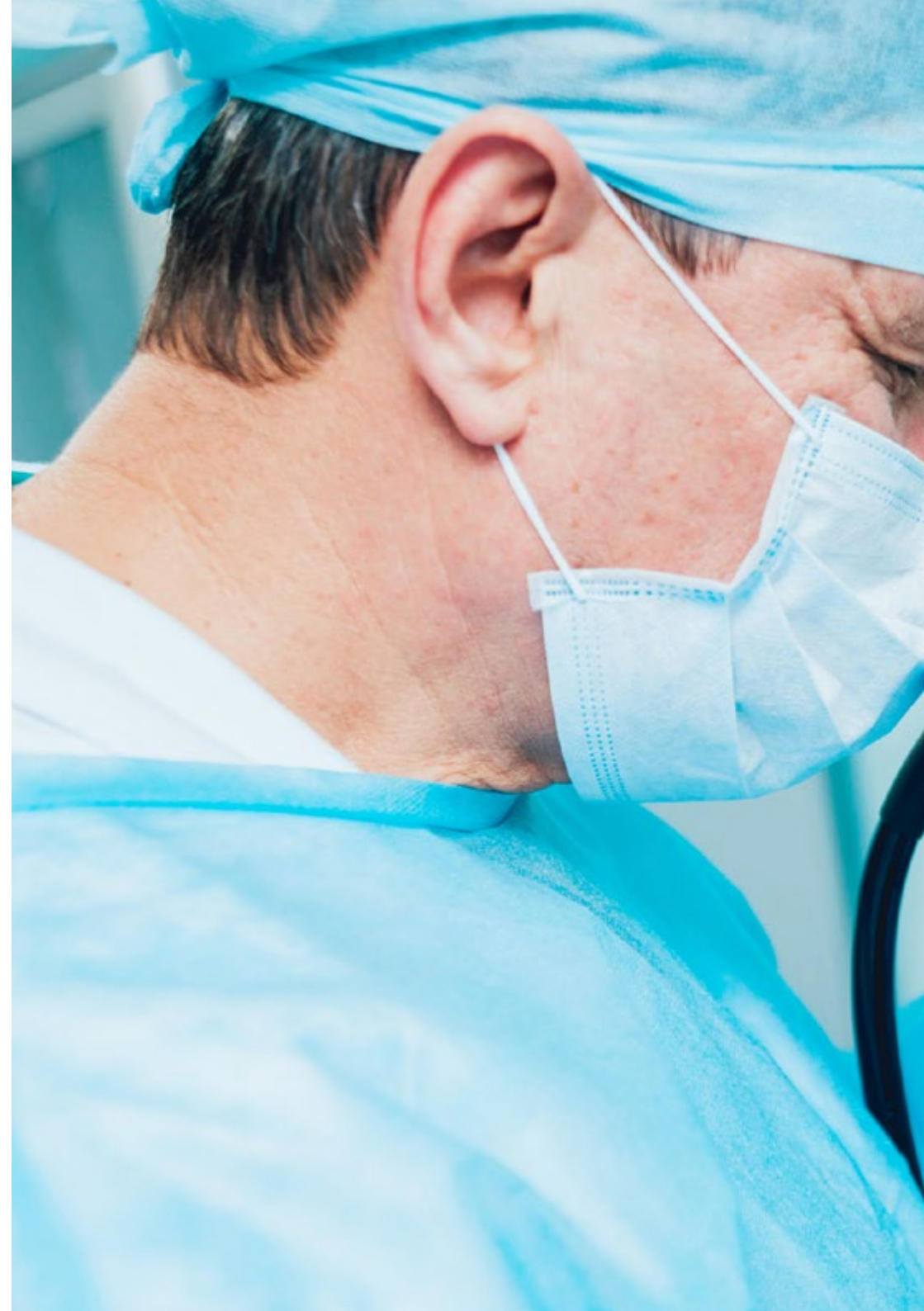
- 8.1. Upper Urinary Tract I
 - 8.1.1. Renal Annulment Transperitoneal Nephrectomy
 - 8.1.2. Renoureteral Duplication Transperitoneal Heminephrectomy
- 8.2. Upper Urinary Tract II
 - 8.2.1. Retroperitoneal Nephrectomy
 - 8.2.2. Retroperitoneal Heminephrectomy
- 8.3. Upper Urinary Tract III
 - 8.3.1. Pyeloureteral Stenosis (Transperitoneal and Retroperitoneal)
- 8.4. Upper Urinary Tract IV
 - 8.4.1. Retrocaval Ureter
- 8.5. Upper Urinary Tract V. Renal Tumor Surgery
 - 8.5.1. Wilms Tumor
 - 8.5.2. Partial Oncologic Nephrectomy
- 8.6. Lower Urinary Tract I
 - 8.6.1. Extravesical Ureteral Reimplantation
 - 8.6.2. Bladder Diverticulum
- 8.7. Lower Urinary Tract II
 - 8.7.1. Enterocystoplasty
 - 8.7.2. Bladder Neck Reconstruction
- 8.8. Lower Urinary Tract III
 - 8.8.1. Appendicovesicostomy
- 8.9. Lower Urinary Tract IV
 - 8.9.1. Prostatic and Seminal Pathology
- 8.10. Pneumovesicoscopy
 - 8.10.1. Ureteral Reimplantation.
 - 8.10.2. Bladder Diverticulum
 - 8.10.3. Bladder Neck Surgery

Module 9. Arterial Hypertension as a Result of Oncologic Treatments

- 9.1. Fetal Endoscopy
 - 9.1.1. General and Technical
- 9.2. Successful Techniques
- 9.3. Fetal Posterior Urethral Valve Surgery
- 9.4. Fetal Treatment for Congenital Diaphragmatic Hernia
- 9.5. Neonatal Congenital Diaphragmatic Hernia
- 9.6. Esophageal Atresia/Long-Gap Esophageal Atresia
- 9.7. Duodenal Atresia
- 9.8. Intestinal Atresia
- 9.9. Intestinal Malrotation
- 9.10. Neonatal Ovarian Cysts

Module 10. Abdominal Surgery Through Single Port and Robotic Surgery

- 10.1. Materials and Generalities of Laparoscopic Single Port Surgery
- 10.2. Single-Port Appendectomy
- 10.3. Single-Port Nephrectomy and Heminephrectomy
- 10.4. Single Port Cholecystectomy
- 10.5. Varicocele
- 10.6. Inguinal Herniorrhaphy
- 10.7. Materials and General Aspects of Robotic Surgery
- 10.8. Thoracic Robotic Surgery
- 10.9. Abdominal Robotic Surgery
- 10.10. Urological Robotic Surgery





“

Thanks to the 100% online nature of this program, you will enjoy the teaching content in convenient textual and interactive formats to adapt the study to your needs”

07

Clinical Internship

At the end of the theoretical phase, this Hybrid Professional Master's Degree includes an internship in a first-class hospital center, where the student will apply all the knowledge acquired throughout this program to a real medical environment.





“

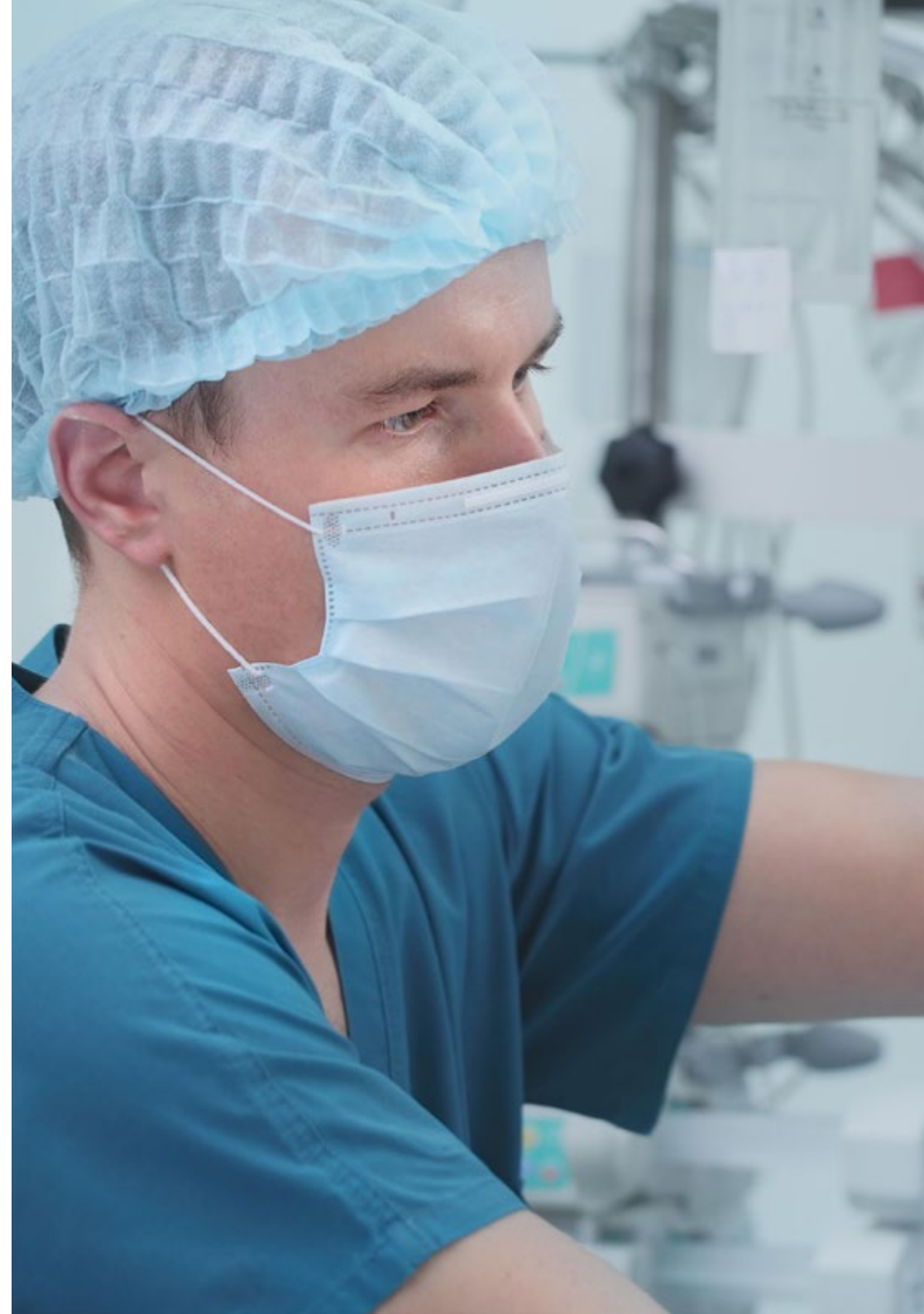
Do your internship in one of the most prestigious hospitals in the field of surgery for minor patients”

The final stage of this Hybrid Professional Master's Degree consists of an internship in a high level hospital, during 3 weeks, from Monday to Friday, with 8 consecutive hours of work with an attending specialist. Integrated in a multidisciplinary medical team, the student will carry out different activities with real pediatric patients requiring surgical intervention, managing the most up-to-date techniques in this field.

In this completely practical program, the activities are aimed at developing and perfecting the skills necessary to provide health care in areas and conditions that require highly qualified professionals, and are oriented towards specific expertise for practicing the activity, in a safe environment for the patient and with highly professional performance.

It is, without any doubt, an unparalleled opportunity to learn working in a state-of-the-art hospital, where the application of minimally invasive and safe procedures for the patient are the main keys. Thanks to this, you will acquire 21st century skills that will enable you to perform with solvency in all the challenges of the profession.

The practical teaching will be carried out with the active participation of the student performing the activities and procedures of each area of knowledge (learning to learn and learning to do), with the accompaniment and guidance of teachers and other fellow trainees that facilitate teamwork and multidisciplinary integration as transversal competencies for the medical practice (learning to be and learning to relate).





The procedures described below will form the basis of the practical part of the training, and their implementation is subject to both the suitability of the patients and the availability of the center and its workload, with the proposed activities being as follows:

Module	Practical Activity
Genitourinary Endoscopy	Diagnose and treat urological pathologies in pediatric patients by means of cystoscopy and ureterorenoscopy
	Perform endoscopic exploration and treatment of different types of genitourinary malformations
Endoscopy of the Gastrointestinal and Airway Tract	Undertake the diagnosis and treatment of various pathologies of the pediatric digestive tract by means of digestive endoscopy
	Perform rigid and flexible bronchoscopy in the pediatric patient
	Treat laryngeal tumors and cysts using state of the art techniques supported by the latest scientific evidence
Laparoscopy General and Digestive Surgery	Develop the treatment of inflammatory bowel diseases through novel laparoscopic techniques
	Develop the treatment of abdominal pathologies by means of laparoscopy
	Approach diseases produced in the pancreas, applying splenectomy techniques
Neonatal and Fetal Surgery	Perform endoscopy on newborn and fetal patients to detect possible diseases amenable to surgical intervention
	Correct neonatal malformations through minimally invasive surgical methods
	Eliminate ovarian cysts in neonatal patients

Civil Liability Insurance

This institution's main concern is to guarantee the safety of the trainees and other collaborating agents involved in the internship process at the company. Among the measures dedicated to achieve this is the response to any incident that may occur during the entire teaching-learning process.

To this end, this entity commits to purchasing a civil liability insurance policy to cover any eventuality that may arise during the course of the internship at the center.

This liability policy for interns will have broad coverage and will be taken out prior to the start of the practical training period. That way professionals will not have to worry in case of having to face an unexpected situation and will be covered until the end of the internship program at the center.



General Conditions of the Internship Program

The general terms and conditions of the internship program agreement shall be as follows:

1. TUTOR: During the Hybrid Professional Master's Degree, students will be assigned with two tutors who will accompany them throughout the process, answering any doubts and questions that may arise. On the one hand, there will be a professional tutor belonging to the internship center who will have the purpose of guiding and supporting the student at all times. On the other hand, they will also be assigned with an academic tutor whose mission will be to coordinate and help the students during the whole process, solving doubts and facilitating everything they may need. In this way, the student will be accompanied and will be able to discuss any doubts that may arise, both clinical and academic.

2. DURATION: The internship program will have a duration of three continuous weeks, in 8-hour days, 5 days a week. The days of attendance and the schedule will be the responsibility of the center and the professional will be informed well in advance so that they can make the appropriate arrangements.

3. ABSENCE: If the students does not show up on the start date of the Hybrid Professional Master's Degree, they will lose the right to it, without the possibility of reimbursement or change of dates. Absence for more than two days from the internship, without justification or a medical reason, will result in the professional's withdrawal from the internship, therefore, automatic termination of the internship. Any problems that may arise during the course of the internship must be urgently reported to the academic tutor.

4. CERTIFICATION: Professionals who pass the Hybrid Professional Master's Degree will receive a certificate accrediting their stay at the center.

5. EMPLOYMENT RELATIONSHIP: the Hybrid Professional Master's Degree shall not constitute an employment relationship of any kind.

6. PRIOR EDUCATION: Some centers may require a certificate of prior education for the Hybrid Professional Master's Degree. In these cases, it will be necessary to submit it to the TECH internship department so that the assignment of the chosen center can be confirmed.

7. DOES NOT INCLUDE: The Hybrid Professional Master's Degree will not include any element not described in the present conditions. Therefore, it does not include accommodation, transportation to the city where the internship takes place, visas or any other items not listed

However, students may consult with their academic tutor for any questions or recommendations in this regard. The academic tutor will provide the student with all the necessary information to facilitate the procedures in any case.

08

Where Can I Do the Clinical Internship?

With the commitment shown by TECH to enable students to access internships that are completely adapted to their personal and professional circumstances, it offers them the possibility of spending their clinical internship in a large number of prestigious centers, which have the latest technology in the field of pediatric surgery.





“

In order to enhance your daily healthcare practice, you will complement your exquisite theoretical learning with a clinical internship”



The student will be able to complete the internship of this Hybrid Professional Master's Degree at the following centers:



Medicine.

Hospital HM Modelo

Country	City
Spain	La Coruña

Address: Rúa Virrey Osorio, 30, 15011, A Coruña

Network of private clinics, hospitals and specialized centers distributed throughout Spain.

Related internship programs:

- Anaesthesiology and Resuscitation
- Palliative Care



Medicine.

Hospital HM Rosaleda


Country	City
Spain	La Coruña

Address: Rúa de Santiago León de Caracas, 1, 15701, Santiago de Compostela, A Coruña

Network of private clinics, hospitals and specialized centers distributed throughout Spain.

Related internship programs:

- Hair Transplantation
- Orthodontics and Dentofacial Orthopedics



Medicine.

Hospital HM La Esperanza

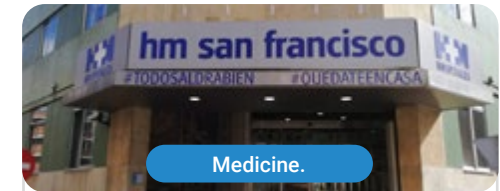
Country	City
Spain	La Coruña

Address: Av. das Burgas, 2, 15705, Santiago de Compostela, A Coruña

Network of private clinics, hospitals and specialized centers distributed throughout Spain.

Related internship programs:

- Oncology Nursing
- Clinical Ophthalmology



Medicine.

Hospital HM San Francisco

Country	City
Spain	León

Address: C. Marqueses de San Isidro, 11, 24004, León

Network of private clinics, hospitals and specialized centers distributed throughout Spain.

Related internship programs:

- Update in Anesthesiology and Resuscitation
- Trauma Nursing



Medicine.

Hospital HM Montepríncipe

Country	City
Spain	Madrid

Address: Av. de Montepríncipe, 25, 28660, Boadilla del Monte, Madrid

Network of private clinics, hospitals and specialized centers distributed throughout Spain.

Related internship programs:

- Palliative Care
- Aesthetic Medicine



Medicine.

Hospital HM Torrelodones

Country	City
Spain	Madrid

Address: Av. Castillo Olivares, s/n, 28250, Torrelodones, Madrid

Network of private clinics, hospitals and specialized centers distributed throughout Spain.

Related internship programs:

- Anaesthesiology and Resuscitation
- Palliative Care



Medicine.

Hospital HM Sanchinarro


Country	City
Spain	Madrid

Address: Calle de Oña, 10, 28050, Madrid

Network of private clinics, hospitals and specialized centers distributed throughout Spain.

Related internship programs:

- Anaesthesiology and Resuscitation
- Palliative Care



Medicine.

Hospital HM Puerta del Sur

Country	City
Spain	Madrid

Address: Av. Carlos V, 70, 28938, Móstoles, Madrid

Network of private clinics, hospitals and specialized centers distributed throughout Spain.

Related internship programs:

- Palliative Care
- Clinical Ophthalmology



Medicine.

Policlínico HM Sanchinarro

Country	City
Spain	Madrid

Address: Av. de Manteras, 10, 28050, Madrid

Network of private clinics, hospitals and specialized centers distributed throughout Spain.

Related internship programs:

- Gynecological Care for Midwives
- Nursing in the Digestive Tract Department

09

Methodology

This academic program offers students a different way of learning. Our methodology uses a cyclical learning approach: **Relearning**.

This teaching system is used, for example, in the most prestigious medical schools in the world, and major publications such as the **New England Journal of Medicine** have considered it to be one of the most effective.



“

Discover Relearning, a system that abandons conventional linear learning, to take you through cyclical teaching systems: a way of learning that has proven to be extremely effective, especially in subjects that require memorization"

At TECH, we use the Case Method

What should a professional do in a given situation? Throughout the program, students will face multiple simulated clinical cases, based on real patients, in which they will have to do research, establish hypotheses, and ultimately resolve the situation. There is an abundance of scientific evidence on the effectiveness of the method. Specialists learn better, faster, and more sustainably over time.

With TECH you will experience a way of learning that is shaking the foundations of traditional universities around the world.



According to Dr. Gérvas, the clinical case is the annotated presentation of a patient, or group of patients, which becomes a "case", an example or model that illustrates some peculiar clinical component, either because of its teaching power or because of its uniqueness or rarity. It is essential that the case is based on current professional life, trying to recreate the real conditions in the physician's professional practice.

“

Did you know that this method was developed in 1912, at Harvard, for law students? The case method consisted of presenting students with real-life, complex situations for them to make decisions and justify their decisions on how to solve them. In 1924, Harvard adopted it as a standard teaching method”

The effectiveness of the method is justified by four fundamental achievements:

1. Students who follow this method not only achieve the assimilation of concepts, but also a development of their mental capacity, through exercises that evaluate real situations and the application of knowledge.
2. Learning is solidly translated into practical skills that allow the student to better integrate into the real world.
3. Ideas and concepts are understood more efficiently, given that the example situations are based on real-life.
4. Students like to feel that the effort they put into their studies is worthwhile. This then translates into a greater interest in learning and more time dedicated to working on the course.



Relearning Methodology

At TECH we enhance the case method with the best 100% online teaching methodology available: Relearning.

This university is the first in the world to combine the study of clinical cases with a 100% online learning system based on repetition, combining a minimum of 8 different elements in each lesson, a real revolution with respect to the mere study and analysis of cases.

Professionals will learn through real cases and by resolving complex situations in simulated learning environments. These simulations are developed using state-of-the-art software to facilitate immersive learning.



At the forefront of world teaching, the Relearning method has managed to improve the overall satisfaction levels of professionals who complete their studies, with respect to the quality indicators of the best online university (Columbia University).

With this methodology, more than 250,000 physicians have been trained with unprecedented success in all clinical specialties regardless of surgical load. Our pedagogical methodology is developed in a highly competitive environment, with a university student body with a strong socioeconomic profile and an average age of 43.5 years old.

Relearning will allow you to learn with less effort and better performance, involving you more in your specialization, developing a critical mindset, defending arguments, and contrasting opinions: a direct equation to success.

In our program, learning is not a linear process, but rather a spiral (learn, unlearn, forget, and re-learn). Therefore, we combine each of these elements concentrically.

The overall score obtained by TECH's learning system is 8.01, according to the highest international standards.



This program offers the best educational material, prepared with professionals in mind:



Study Material

All teaching material is produced by the specialists who teach the course, specifically for the course, so that the teaching content is highly specific and precise.

These contents are then applied to the audiovisual format, to create the TECH online working method. All this, with the latest techniques that offer high quality pieces in each and every one of the materials that are made available to the student.



Surgical Techniques and Procedures on Video

TECH introduces students to the latest techniques, the latest educational advances and to the forefront of current medical techniques. All of this in direct contact with students and explained in detail so as to aid their assimilation and understanding. And best of all, you can watch the videos as many times as you like.



Interactive Summaries

The TECH team presents the contents attractively and dynamically in multimedia lessons that include audio, videos, images, diagrams, and concept maps in order to reinforce knowledge.

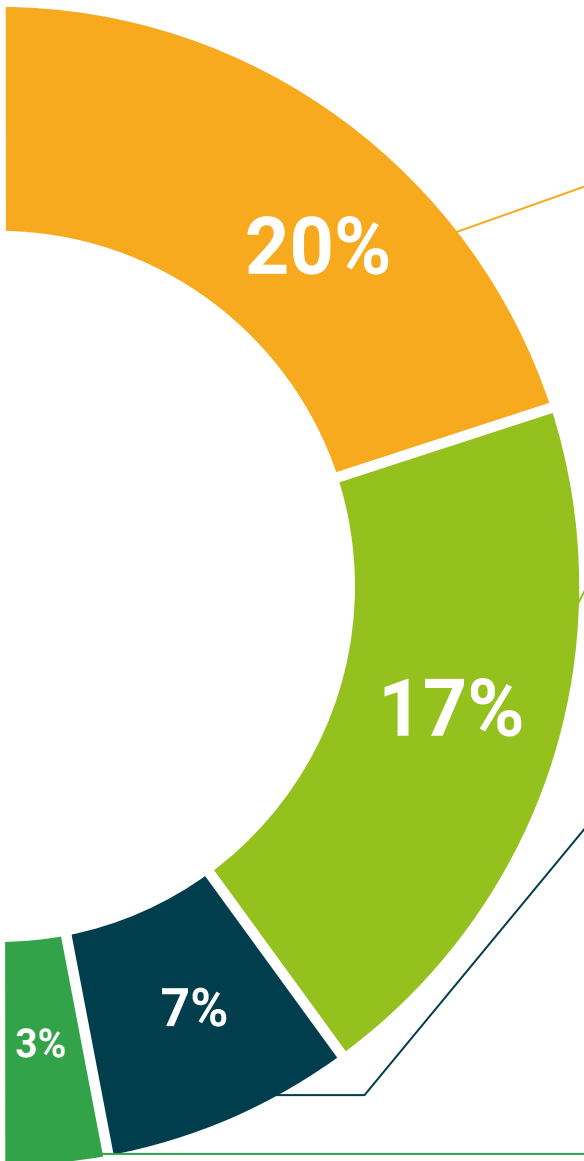
This exclusive educational system for presenting multimedia content was awarded by Microsoft as a "European Success Story".



Additional Reading

Recent articles, consensus documents and international guidelines, among others. In TECH's virtual library, students will have access to everything they need to complete their course.





Expert-Led Case Studies and Case Analysis

Effective learning ought to be contextual. Therefore, TECH presents real cases in which the expert will guide students, focusing on and solving the different situations: a clear and direct way to achieve the highest degree of understanding.



Testing & Retesting

We periodically evaluate and re-evaluate students' knowledge throughout the program, through assessment and self-assessment activities and exercises, so that they can see how they are achieving their goals.



Classes

There is scientific evidence on the usefulness of learning by observing experts. The system known as Learning from an Expert strengthens knowledge and memory, and generates confidence in future difficult decisions.



Quick Action Guides

TECH offers the most relevant contents of the course in the form of worksheets or quick action guides. A synthetic, practical, and effective way to help students progress in their learning.



10 Certificate

The Hybrid Professional Master's Degree in Minimally Invasive Surgery in Pediatrics guarantees students, in addition to the most rigorous and up-to-date education, access to a Hybrid Professional Master's Degree diploma issued by TECH Global University.



The image features three black graduation caps (mortarboards) against a bright blue sky with light, wispy clouds. The caps are positioned diagonally across the frame. One cap is in the lower-left foreground, another is in the middle ground, and a third is in the upper-right background. The background is split into a white lower-right section and a dark blue upper-right section.

“

Successfully complete this program and receive your university qualification without having to travel or fill out laborious paperwork”

This program will allow you to obtain your **Hybrid Professional Master's Degree diploma in Minimally Invasive Surgery in Pediatrics** endorsed by **TECH Global University**, the world's largest online university.

TECH Global University is an official European University publicly recognized by the Government of Andorra ([official bulletin](#)). Andorra is part of the European Higher Education Area (EHEA) since 2003. The EHEA is an initiative promoted by the European Union that aims to organize the international training framework and harmonize the higher education systems of the member countries of this space. The project promotes common values, the implementation of collaborative tools and strengthening its quality assurance mechanisms to enhance collaboration and mobility among students, researchers and academics.

This **TECH Global University** title is a European program of continuing education and professional updating that guarantees the acquisition of competencies in its area of knowledge, providing a high curricular value to the student who completes the program.

Title: **Hybrid Professional Master's Degree in Minimally Invasive Surgery in Pediatrics**

Course Modality: **Hybrid (Online + Clinical Internship)**

Duration: **12 months**

Certificate: **TECH Global University**

Recognition: **60 + 5 ECTS Credits**



*Apostille Convention. In the event that the student wishes to have their paper diploma issued with an apostille, TECH Global University will make the necessary arrangements to obtain it, at an additional cost.



Hybrid Professional Master's Degree

Minimally Invasive Surgery in Pediatrics

Modality: Hybrid (Online + Clinical Internship)

Duration: 12 months

Certificate: TECH Global University

60 + 5 créditos ECTS

Hybrid Professional Master's Degree

Minimally Invasive Surgery in Pediatrics