

Hybrid Executive Master's Degree

Lower Genital Tract Disease
and HPV





Hybrid Executive Master's Degree Lower Genital Tract Disease and HPV

Modality: Hybrid (Online + Clinical Internship)

Duration: 12 months.

Certificate: TECH Global University

Credits: 60 + 4 ECTS

Website: www.techtute.com/us/medicina/master-semipresencial/master-semipresencial-patologia-tracto-genital-inferior-vph

Index

01

Introduction

p. 4

02

Why Study this Hybrid
Professional Master's
Degree?

p. 8

03

Objectives

p. 12

04

Skills

p. 18

05

Course Management

p. 22

06

Structure and Content

p. 28

07

Clinical Internship

p. 40

08

Where Can I Do the Clinical
Internship?

p. 46

09

Methodology

p. 52

10

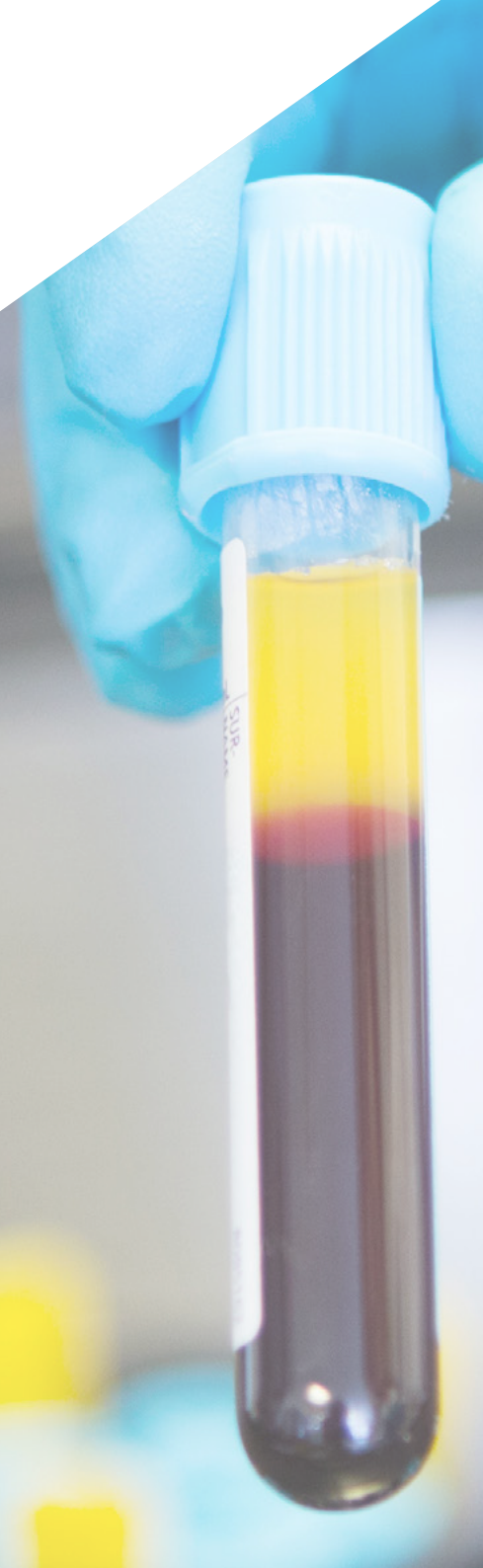
Certificate

p. 62

01

Introduction

Keeping up to date with the latest innovations in science and technology for the approach to Human Papillomavirus (HPV) and other diseases of the lower genital tract can be cumbersome for specialists. This is largely due to the fact that most programs in the educational market do not reflect the most up-to-date criteria nor do they comprehensively explain their applications. This degree leaves this problem behind, providing a study modality that unifies both aspects. On the one hand, the physician will analyze in a theoretical and online way the most recent discoveries. At the same time, in a subsequent clinical practice, the professional will develop an on-site and intensive internship in a first level hospital care institution.



“

Enroll in this program and get up-to-date on the main innovations for the diagnosis and treatment of pathologies of the internal genital tract and HPV"

Prophylactic vaccines against Human Papilloma Virus (HPV) and other innovations for the pharmacological management of warts in the oropharyngeal cavity are an example of the constant scientific and technological evolution of lower genital tract diseases. However, it is difficult for specialists to keep up with all these new aspects.

TECH stands out in the educational panorama by implementing a study modality adjusted to the needs of the physician. Therefore, this Hybrid Professional Master's Degree in Lower Genital Tract Disease and HPV was created. In this program, graduates will complete their updating through two correctly framed periods. Firstly, students will undergo a theoretical phase, with 1,800 hours of extension, where they will analyze the most recent tools for the detection of VHP and the monitoring of tissues affected by this disease and which may develop tumor lesions. In addition, they will explore the latest trends in the management of cervical tumors and their aggressiveness. For all this didactic process, the student will have a fully interactive and online platform, as well as innovative learning methods such as Relearning.

Students will delve into the field of Gynecological Cancer thanks to 10 exclusive Masterclasses, which are part of the most innovative teaching materials. In this way, the students will be updated with the latest scientific evidence by the hand of an internationally renowned specialist. A unique opportunity for physicians to broaden their professional profile.

Upon completion of these theoretical studies, you will have at your disposal a practical and on-site internship in prestigious health centers. Your transit through these institutions, over 3 weeks, will allow you to apply the skills learned directly in real cases. In addition, you will be guided by internationally renowned experts who will supervise your educational progress while facilitating the management of complex tools that nowadays distinguish the study of Lower Genital Tract Diseases.

This **Hybrid Professional Master's Degree in Lower Genital Tract Disease and HPV** contains the most complete and up-to-date scientific program on the market. The most important features of this program include:

- ◆ Development of more than 100 clinical cases presented by Gynecology and Obstetrics professionals
- ◆ The graphic, schematic, and practical contents with which they are created, provide scientific and practical information on the disciplines that are essential for professional practice.
- ◆ Comprehensive systematized action plans for the main pathologies.
- ◆ Presentation of practical workshops on procedures diagnosis, and treatment techniques.
- ◆ An algorithm-based interactive learning system for decision-making in the clinical situations presented throughout the course
- ◆ Practical clinical guides on approaching different disorders
- ◆ All of this will be complemented by theoretical lessons, questions to the expert, debate forums on controversial topics, and individual reflection assignments
- ◆ Content that is accessible from any fixed or portable device with an Internet connection
- ◆ Furthermore, you will be able to carry out a clinical internship in one of the best hospital centers



You will learn more about Gynecologic Cancer thanks to the Masterclasses developed by an internationally renowned specialist”

“

Learn about the most modern surgical, chemotherapeutic, and radiotherapy criteria for the approach to tumor diseases associated with HPV infection”

In this Hybrid Professional Master's Degree, with a vocational nature and blended learning modality, the program is aimed at updating nursing professionals who require a high level of qualification. The contents are based on the latest scientific evidence, and oriented in an educational way to integrate theoretical knowledge into practice, and the theoretical-practical elements will facilitate knowledge update and decision-making in patient management.

Thanks to the multimedia content, developed with the latest educational technology, health professionals will benefit from situated and contextual learning, i.e., a simulated environment that will provide immersive learning programmed to train in real situations. This program is designed around Problem-Based Learning, whereby the physician must try to solve the different professional practice situations that arise during the course. For this purpose, students will be assisted by an innovative interactive video system created by renowned and experienced experts.

This syllabus is all you need to expand your practical skills in the management of anal tumors in patients previously diagnosed with HPV.

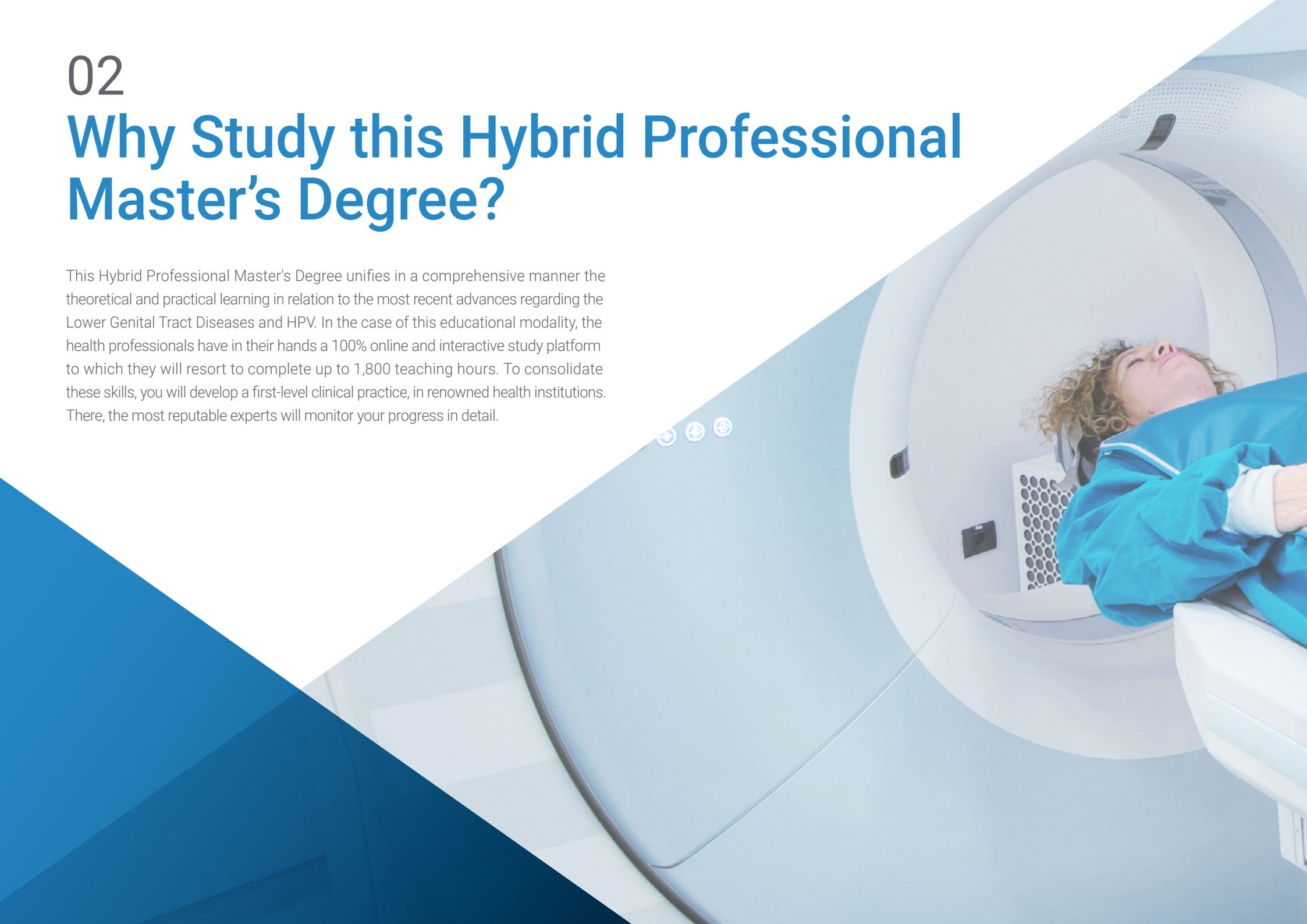
This Hybrid Professional Master's Degree includes the most up-to-date state of the art on the comorbidities associated with HPV infection and how to prevent them.



02

Why Study this Hybrid Professional Master's Degree?

This Hybrid Professional Master's Degree unifies in a comprehensive manner the theoretical and practical learning in relation to the most recent advances regarding the Lower Genital Tract Diseases and HPV. In the case of this educational modality, the health professionals have in their hands a 100% online and interactive study platform to which they will resort to complete up to 1,800 teaching hours. To consolidate these skills, you will develop a first-level clinical practice, in renowned health institutions. There, the most reputable experts will monitor your progress in detail.





“

TECH will add to your professional practice the most modern protocols of surgical intervention against HPV warts, among which Laser Surgery stands out”

1. Updating from the latest technology available

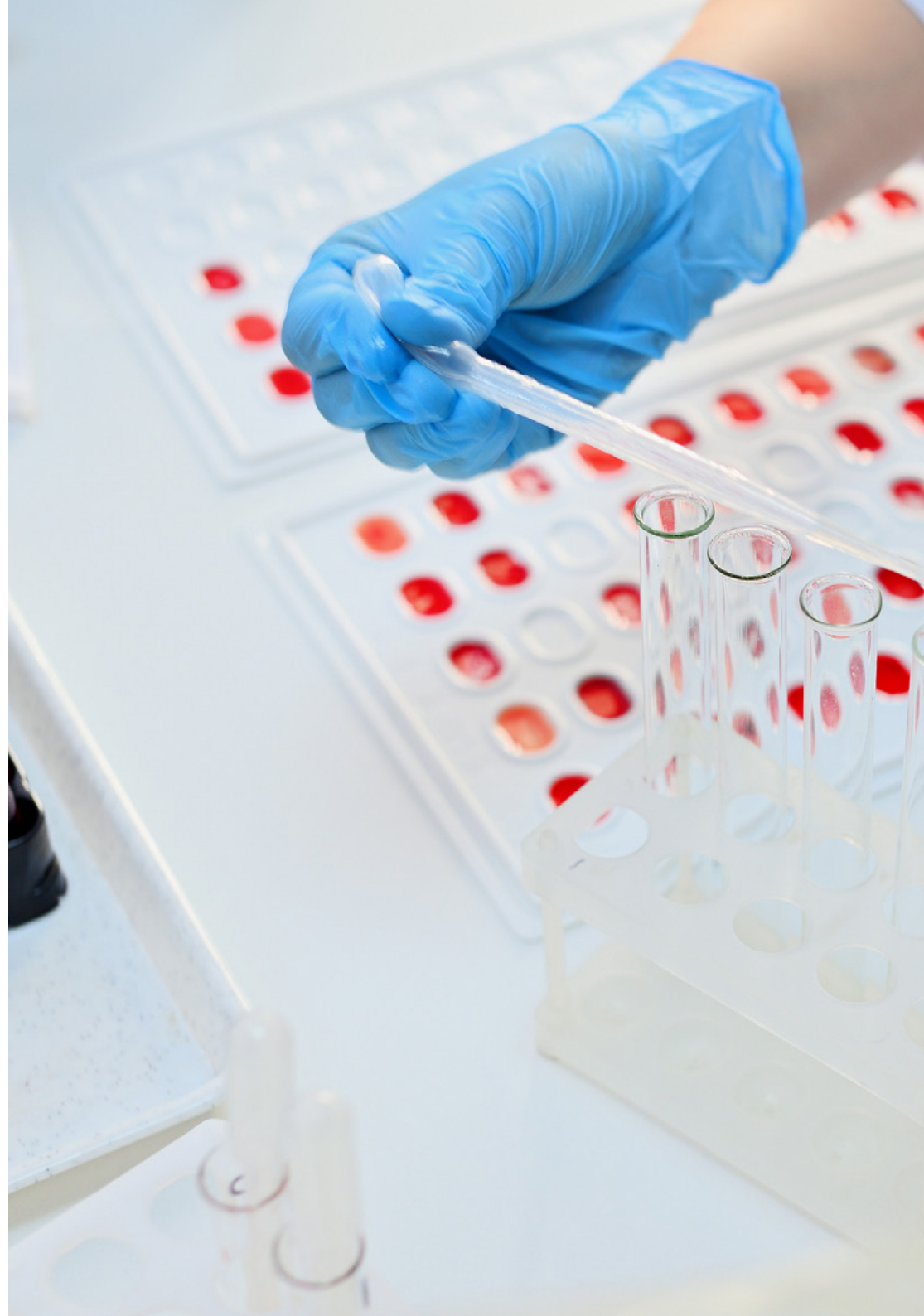
New technological advances in the diagnostic and therapeutic management of lower genital tract pathologies and HPV are in full development. Therefore, physicians must remain up-to-date on their correct application. In this program, the physicians will have the opportunity to incorporate all of them into their daily practice, performing a highly demanding and rigorous practical and in-person stay.

2. Gaining in-depth knowledge from the experience of top specialists

During the two educational moments that make up this Hybrid Professional Master's Degree, the physician will have access to the best specialists in this health sector. Firstly, they will have access to a first-class academic faculty, which will be available to them during the theoretical stage with the help of TECH's online study platform. In turn, in clinical practice, you will be directly linked to distinguished experts of international renown.

3. Entering first-class clinical environments

For the practical internship of this program, TECH made a careful process of selection. In this way, the physicians who enrolls will have access to a healthcare environment with the most advanced equipment, in which they will be able to handle the latest diagnostic and treatment technologies for pathologies of the lower genital tract and HPV. At the same time, you will be guided by prestigious specialists who will help you to update your knowledge in a holistic way.





4. Combining the best theory with state-of-the-art practice

Over 3 weeks of face-to-face stay in a prestigious hospital center, the physician will execute everything they have learned in the previous and theoretical phase of this Hybrid Professional Master's Degree. From the very beginning, you will address real cases, developing an up-to-date vision of all the tools at your disposal for the personalized care of these patients.

5. Expanding the boundaries of knowledge

By pursuing this Hybrid Professional Master's Degree, the physician will be able to choose from a variety of institutions to suit his or her academic interests and geographical location. This is possible thanks to the commitment of TECH, the world's largest online university, which, with its wide network of professional contacts, aims to guarantee you an adequate training, according to international standards.

“

You will have full practical immersion at the center of your choice”

03 Objectives

With this Hybrid Professional Master's Degree program, the physician will acquire the most up-to-date clinical and surgical skills for the approach to pathologies of the lower genital tract and HPV. These competencies will be developed through two well-framed educational stages, dedicated separately to the theoretical and practical study of this scientific framework. Thanks to the program, specialists will delve into the most advanced diagnostic methods and prophylactic alternatives against these conditions.



“

This program will bring you up-to-date on new surgical trends in the approach to VHP-generated cervical cancer with the greatest possible rigor"



General Objective

- The fundamental goal of this program is to provide the specialist with a comprehensive review of HPV infection and the secondary pathologies, mainly tumorous, that this disease generates. During the program, the physicians will update their knowledge on how to correctly screen, diagnose and manage these types of lesions, as well as gain a high-level of proficiency in the treatment controversies for these conditions. All this through an innovative modality that perfectly combines the assimilation of theoretical contents with the development of practical skills.



This program will allow you to delve into the management of patients with Budd-Chiari Syndrome or portal venous thrombosis"





Specific Objectives

Module 1. Pathogenesis of HPV and Immune Response: Intraepithelial Neoplasia

- ♦ Study the dissemination routes of the virus and its transmission
- ♦ Analyze how the immune system clears the virus
- ♦ Understand how HPV evades the host immune system
- ♦ Study the role of vaginal microbiota in the acquisition, progression and development of HPV
- ♦ Understand how intraepithelial neoplasms develops through viral infection
- ♦ Study how cancer or even relapse can develop from intraepithelial neoplasia
- ♦ Know the terminology associated with HPV lesions and its international consensus through the LAST project and its terminology

Module 2. The Human Papillomavirus: Characteristics and Epidemiology

- ♦ Learn the structure of the HPV genome and their specific proteins.
- ♦ Know the different viral genotypes and their different biological action
- ♦ Analyze the different techniques for detecting the virus.
- ♦ Study the clinical applications of the different techniques.
- ♦ Analyze the prevalence of HPV according to population and age.
- ♦ Analyze the population variations of HPV and the burden the disease generated

Module 3. Primary Prevention: Preventative Vaccines for Cervical Cancer

- ♦ Study the types of preventative vaccines for HPV and their differences.
- ♦ Analyze the immunogenicity, efficacy and effectiveness of each vaccine
- ♦ Study the effect of preventative vaccines in special populations such as those with AIDS and immunosuppressed conditions
- ♦ Study the affects of vaccines in situations not represented in the initial clinical trials, such as the elderly, women who have undergone conization and males

Module 4. Cervical Cancer Screening

- ♦ Analyze the secondary prevention of cervical cancer and its consequences on the population.
- ♦ Study the types of current screening.
- ♦ Analyze the best and most cost-effective screening for the spanish population BORRAR
- ♦ Understand the new strategies designed for population screening.
- ♦ Analyze the different screening techniques, especially those which have viral detection as their basis
- ♦ Analyze the use of biomarkers in screening.
- ♦ Compare and identify the improvements and difficulties of the different screening systems that currently exist.
- ♦ Analyze screening in the current medical landscape

Module 5. Dealing with Abnormal Screening Results

- ♦ Analyze the management of abnormal screening results and their integration into daily clinical practice.
- ♦ Know the diagnostic techniques available for designing a plan of action in the case of abnormal results.
- ♦ Take an comprehensive view between pathology management and the interaction between the bacterial environment of the vagina and HPV.
- ♦ Analyze the different existing therapies in the treatment of cervical lesions.
- ♦ Have a practical vision in order to gain in-depth knowledge of how to handle the guidelines and protocols published by our scientific societies.

Module 6. Colposcopy

- ♦ Analyze colposcopy terminology according to the latest classification provided by the American Association of Cervical Pathology and
- ♦ Colposcopy, as well as current developments
- ♦ Study and compare various images of colposcopy, vaginoscopy and vulvoscopy.
- ♦ Study the differences in the images and terminology in special situations such as pregnancy.

Module 7. Therapeutic Vaccines for Cervical Cancer

- ♦ Understand the biological effect and purpose of therapeutic vaccines.
- ♦ Analyze the target viral points which serve as a bullseye for vaccines
- ♦ Learn how to design vaccine treatment and which types of vaccines are being tested
- ♦ Analyze phase II vaccines against low and high grade lesions.
- ♦ Analyze the effect of immunotherapy against cervical cancer.
- ♦ Have a vision of the future of HPV infections and their possible solutions using the immune system

Module 8. Effect of HPV on the Anus and Perianal Area

- ♦ Study the effect of HPV on the anus and perianal area, analyzing the burden of diseases produced by HPV in this zone.
- ♦ Study the natural history of HPV infection in the anus, as well as the development of associated lesions and their evolution.
- ♦ Analyze how to screen for these lesions, which population is appropriate and with which techniques
- ♦ Study images of anal and perianal lesions caused by HPV and their classification.
- ♦ Study how to manage preneoplastic and neoplastic anal lesions and their repercussions

Module 9. Effect of HPV on the Oropharynx

- ♦ Study the effect of HPV on the oral cavity and larynx, analyzing the burden of diseases produced by HPV in this zone.
- ♦ Study the natural history of HPV infection in the oropharynx, as well as the development of associated lesions and their evolution.
- ♦ Analyze how to screen for these lesions, which population is appropriate and with which techniques
- ♦ Study images of HPV lesions in the oral cavity, pharynx and larynx
- ♦ Study how to manage preneoplastic and neoplastic oropharynx lesions and their repercussions

Module 10. Effect of HPV on the External Genitals

- ♦ Study images of the lesions produced in the external genitals of both men and women
- ♦ Analyze the burden of disease and the prevalence of condylomas.
- ♦ Study how to diagnose and manage condylomas and intraepithelial neoplasms both in women and men by following clinical guidelines
- ♦ Study the premalignant and malignant lesions in the external genitals, the differential diagnosis and the management both in men and women.

Module 11. Cervical Cancer (CC)

- ♦ Analyze the current management of the invasive cervical pathology, its diagnosis and management according to the current clinical practice guidelines.
- ♦ Study the most innovative surgical approaches such as robotic surgery and the use of detection techniques on the sentinel lymph node.
- ♦ Analyze the available evidence in the different approaches and treatment techniques for protecting the fertility of young women with cervical cancer.
- ♦ Visualize and analyze the different alternatives in locally advanced cases and the management of tumors >2 cm.

Module 12. Psychological Impact of HPV Infection

- ♦ Analyze the psychosocial impact of HPV diagnosis, not only in terms of the lesions, but the mere presence of the virus
- ♦ Study the psychological impact of the presence of the virus in women and their partners and the repercussions that follow in the couple's relationship and sexuality activity.
- ♦ Implement criteria of care in couple therapy and know how to comprehensively treat patients beyond clinical management
- ♦ Study the circumstances in which women with HPV infections want to get pregnant and the repercussions of this.

Module 13. Special Conditions in HPV Infection

- ♦ Review the different conditions which appear in HPV infections, with special emphasis on gestation and immunosuppression.
- ♦ Assess the differences in the screening and management processes.
- ♦ Analyze skin infections and other uncommon infections related to HPV.
- ♦ Study the vertical transmission and neonatal infection following birth in women with HPV
- ♦ Analyze the relationship between HPV and other sexually transmitted diseases and how to manage their co-existence.

04 Skills

At the end of this Hybrid Professional Master's Degree in Lower Genital Tract Disease and HPV, the healthcare professional will be able to select and handle modern diagnostic tools adjusted to the needs of each clinical case. At the same time, they will implement innovative treatments whose mastery will have been achieved thanks to the direct care of real cases.





“

Enroll now and you will delve into the latest diagnostic techniques and therapeutic aspects that solve the latency of VHP in the oropharyngeal cavity”



General Skills

- ◆ Know the status of HPV infection in the world.
- ◆ Improve patient attitude toward the pathology
- ◆ Establish precise diagnoses of the disease, increasing clinical performance
- ◆ Understand the social significance of HPV infection.
- ◆ Achieve a comprehensive vision of the HPV patient to improve the treatment process
- ◆ Improve the attitude toward making decisions on cancer treatment associated with HPV
- ◆ Humanize the relationship with the couple affected by HPV.
- ◆ Learn how HPV interacts with the host and how the immune system contributes to viral clearance and resolution of the HPV-associated lesion
- ◆ Analyze the novel and highly current concepts of immunosenescence as a woman's age progresses
- ◆ Understand how viral reactivation occurs in advancing age
- ◆ Study the concept of viral persistence, as well as those of quiescence and recurrence of HPV infection
- ◆ Analyze the difference between external reinfections and viral recurrences due to reactivations within the same host
- ◆ Analyze the presence of multiple infections and the impact they have on the clinical manifestations of the infection





Specific Skills

- Learn the constitution of HPV
- Know the different viral genotypes and their different biological action
- Analyze the effect of the immune system, so far the only possible means of clearing the virus
- Understand how HPV behaves when infecting a human cell, how it tries to evade the immune system and how it can develop neoplasms
- Study the role of the vaginal microbiota in the acquisition, progression and development of HPV in the genital tract
- Learn how intraepithelial neoplasms can develop following viral infection, to subsequently either trigger cancer or even regress
- Study the use of vaccines in special populations such as those with AIDS and immunosuppressed conditions
- Analyze the use of vaccines in situations not represented in initial clinical trials, such as elderly women or those who have undergone conization and males
- Analyze secondary prevention in cervical cancer
- Acquire a vision of the future of HPV infections and their possible solutions using the immune system
- Study the effect of HPV on the anus and perianal area, analyzing the burden of diseases produced by HPV
- Analyze how to screen for these lesions, which population is appropriate and with which techniques
- Study how to manage preneoplastic and neoplastic anal lesions and their repercussions
- Study the effect of HPV on the oral cavity and larynx, analyzing the burden of diseases produced by HPV in this zone.
- Know the natural history of HPV infection in the oropharynx, as well as the development of associated lesions and their evolution
- Study the psychological impact of the presence of the virus in women and their partners, and the repercussions that follow in their relationship and sex life
- Implement criteria of care in couple therapy and know how to comprehensively treat patients beyond clinical management protocols
- Study the circumstances in which women with HPV infections want to get pregnant and the repercussions of this.
- Get to know special situations that shape the evolution of the process and the management of HPV, with special emphasis on pregnancy and immunosuppression
- Analyze HPV-related skin and uncommon infections, as well as neonatal infections resulting from childbirth

05

Course Management

In this Hybrid Professional Master's Degree, TECH has brought together the best experts dedicated to the study of Lower Genital Tract Disease and HPV. This faculty has an extensive medical background and, at the same time, they keep abreast of the latest innovations in this clinical and interventional field. Based on this constant updating, the teachers have developed a very complete program that will power assimilate highly complex theoretical concepts, as well as to understand the functioning and scope of new therapeutic and diagnostic tools.





“

With this faculty's expert guidance, you'll easily get up to date on the latest HPV treatments"

International Guest Director

Honored twice by Phoenix Magazine with the Top Doctor award in 2021 and 2022, Dr. Dana Meredith Chase, has become an international figure of reference in the field of Gynecologic Oncology. These awards are the result of her great clinical work in healthcare settings such as the Arizona Center for Cancer Care and St. Joseph's Hospital and Medical Center.

As a specialist, she has dedicated her career to the diagnosis and treatment of Gynecologic Cancer and has performed more than 1,800 robotic surgeries. Accordingly, as a surgeon in this area, she has become an expert in the use of techniques and tools for Minimally Invasive **Gynecologic Surgeries**. Dr. Chase also stands out in the field of **Medical Research**, having participated in several clinical trials. Specifically, she has a special interest in chemotherapy for **ovarian, cervical and/or uterine cancers**, so she has focused her studies on the search for new formulas to deal with resistant and recurrent cancer.

Dana Chase is also an associate professor at the UCL School of Medicine and a professor of **Gynecologic Oncology** at **Valleywise Medical Center**. Her passion for high-level teaching has marked much of her career, as she has also been part of the School of Medicine at **Creighton University** and the Department of Obstetrics and Gynecology at the **University of Arizona**. Not surprisingly, she is a recipient of the Teacher of the Year Award for Obstetrics and Gynecology given by St. Joseph's Hospital (2016).

As a leading specialist in her field, she has published a multitude of articles and has participated as a reviewer in different scientific publications, all of them specialized in **Gynecologic Oncology**. In addition, she frequently attends national and international congresses, where she participates as a speaker and an assistant.



Dr. Chase, Dana Meredith

- Oncologist at Women's Health Clinical Research Unit at UCLA, Los Angeles, United States
- Professor of Gynecologic Oncology at Valleywise Medical Center
- Associate Professor in the Division of Gynecologic Oncology, David Geffen School of Medicine at UCLA
- Medical Degree from the University of California
- Specialist in Obstetrics and Gynecology from the University of California
- Reviewer of scientific publications specialized in Gynecologic Oncology
- Teacher of the Year Award for Obstetrics and Gynecology, St. Joseph's Hospital (2016)
- Top Doctor Award, Phoenix Magazine (2021 and 2022)
- Honor Health Physician Recognition Award for Patient Experience (2022)
- Member of: NRG Oncology, Society of Gynecologic Oncology, GOG Foundation, Inc, International Gynecological Cancer Society, American Congress of Obstetricians and Gynecologists, American Society of Clinical Oncology

“

Thanks to TECH you will be able to learn with the best professionals in the world”

Management



Dr. Coronado Martín, Pluvio

- ♦ Head at the Gynecologic Oncology Unit of the San Carlos Clinical Hospital, Madrid
- ♦ Researcher specialized in Gynecology and Obstetrics
- ♦ Author of hundreds of scientific publications
- ♦ University professor in medical studies
- ♦ PhD in Medicine from the Complutense University of Madrid.



Dr. Serrano Cogollor, Luis

- ♦ Head of Cervical Pathology Unit, HM Gabinete Velázquez, Madrid
- ♦ Director of Vulvocervical Pathology at HM Gabinete Velázquez, Madrid
- ♦ Bachelor's Degree in Medicine and Surgery from the Complutense University of Madrid
- ♦ Specialist in Obstetrics, Gynecology and Gynecological Tumors



06

Structure and Content

The syllabus of this Hybrid Professional Master's Degree program is composed of several educational modules where the most up-to-date criteria for the management of HPV infection are discussed in depth. At the same time, it explores the prophylactic alternatives against this severe condition. It also analyzes the main types of tumors that are associated with people convalescing from this sexually transmitted disease and what new criteria are applied for their treatment. These teaching materials will be accessible from TECH's innovative 100% online platform, which also integrates rigorous learning methods such as Relearning.



“

The updated syllabus of this degree will be available anytime, anywhere, thanks to the features of TECH's 100% online platform."

Module 1. Pathogenesis of HPV and Immune Response: Intraepithelial Neoplasia

- 1.1. Infection Routes
 - 1.1.1. Sexual Contact
 - 1.1.2. Objects
 - 1.1.3. In Medical Consultation
 - 1.1.4. Role of Condoms
 - 1.1.5. Vertical Transmission
 - 1.1.6. Protection of Surgeons during Vaporization
- 1.2. Effect of the Immune System on HPV
 - 1.2.1. Innate Immunity and Adaptive Immunity
 - 1.2.2. General and Local Antibody Response
 - 1.2.3. Inhibition of the Immune Response
 - 1.2.4. Cellular Immunity against the Lesion
 - 1.2.5. Immunosenescence
- 1.3. Viral Production and Genome Integration
 - 1.3.1. Difference between High and Low Risk Viruses
 - 1.3.2. Early and Late Gene Expression
 - 1.3.3. Viral Persistence and Quiescence
 - 1.3.4. Viral Clearance according to Age and Genotype
- 1.4. Role of Vaginal Microbiota
 - 1.4.1. Definition of the Status Types of Bacteria Communities
 - 1.4.2. Relationship between Lesions and Different Types of Status
 - 1.4.3. Role of Lactobacilli on Immunity
 - 1.5. Development of Cervical Intraepithelial Neoplasms and Genital Warts
 - 1.5.1. Dysregulation of Cellular Mechanisms by Viral Proteins
 - 1.5.2. Progression
 - 1.5.3. Regression
 - 1.5.4. Relapse

Module 2. The Human Papillomavirus: Characteristics and Epidemiology

- 2.1. Structure and Composition of HPV
 - 2.1.1. General Description
 - 2.1.2. Capsid
 - 2.1.3. Genome
- 2.2. Genetic Map of HPV and its Biological Functions
 - 2.2.1. Long Control Region
 - 2.2.2. Early Gene Expression
 - 2.2.3. Late Gene Expression
 - 2.2.4. Replicative Cycle
- 2.3. Genotypes and their Clinical Importance
 - 2.3.1. Concept of High and Low Risk
 - 2.3.2. Low-Risk Genotypes
 - 2.3.3. High-Risk Genotypes
 - 2.3.4. Geographic Variations
- 2.4. HPV Detection Techniques
 - 2.4.1. HPV Detection Techniques
 - 2.4.2. DNA-VPH Detection Technique with Hybrid Capture
 - 2.4.3. DNA-VPH Detection Technique with Partial Genotyping
 - 2.4.4. DNA-VPH Detection Technique with Complete Genotyping
 - 2.4.5. RNA Detection Techniques
 - 2.4.6. FDA Validation for Screening and Diagnosis
- 2.5. Distribution of Genotypes in the World and in Our Environment
 - 2.5.1. Epidemiology in Relation to the Burden of Disease
 - 2.5.2. Geographic Variations
 - 2.5.3. Genotype Distribution in Spain BORRAR
- 2.6. Prevalence According to Age
 - 2.6.1. In Women
 - 2.6.2. In Men

- 2.7. Disease Burden of HPV
 - 2.7.1. Pathology Associated with Genital Infection in Women (Cervix, Vagina, Vulva)
 - 2.7.2. Pathology Associated with Genital Infection in Men (Scrotum, Penis and Gland)
 - 2.7.3. Pathology Associated with Anal Infection
 - 2.7.4. Pathology Associated with Oropharynx Infection
 - 2.7.5. Pathology Associated with Other Areas

Module 3. Primary Prevention: Preventative Vaccines for Cervical Cancer

- 3.1. Characteristics of Available Vaccines
 - 3.1.1. Divalent Vaccine
 - 3.1.2. Tetravalent Vaccine
 - 3.1.3. Non-Avalent Vaccine
 - 3.1.4. New Vaccines
- 3.2. Immunogenicity
 - 3.2.1. Seroconversion and Antibody Level
 - 3.2.2. Correlation between Antibody Level and Efficacy
 - 3.2.3. Differences between the Available Vaccines and Possible Relevance
 - 3.2.4. Estimation of the Protection Duration
- 3.3. Vaccine Efficacy and Effectiveness
 - 3.3.1. Long-Term Efficacy Studies
 - 3.3.2. Medium-Term Effectiveness Studies
- 3.4. Immunization in Special Groups
 - 3.4.1. HIV+ Patients
 - 3.4.2. Transplant Recipient
 - 3.4.3. Immunosuppressed Patients
 - 3.4.4. Men
 - 3.4.5. Patients with HPV Lesions and/or Treated Patients

- 3.5. Safety of the Vaccine against HPV
 - 3.5.1. Safety Profile
 - 3.5.2. Most Frequent Adverse Events
 - 3.5.3. Pharmacovigilance
- 3.6. Current Status of Vaccination in the World
 - 3.6.1. Worldwide Vaccine Coverage
 - 3.6.2. Vaccine Coverage in Spain BORRAR
 - 3.6.3. Perspectives of Eradicating the Burden of Disease

Module 4. Cervical Cancer Screening

- 4.1. Screening
 - 4.1.1. Concept
 - 4.1.2. Need, Benefits and Limitations
 - 4.1.3. Population Screening
 - 4.1.4. Opportunist Screening
 - 4.1.5. Health Care Screening
- 4.2. Cytology in Screening
 - 4.2.1. Conventional Cytology
 - 4.2.2. Liquid-Based Cytology
 - 4.2.3. Automatic Cytology
 - 4.2.4. Sensitivity and Specificity
- 4.3. HPV Test
 - 4.3.1. Evidence on the Use of VPH in Screening
 - 4.3.2. HPV as a Screening Test
 - 4.3.2.1. Efficacy as a Primary Test
 - 4.3.2.2. Efficacy as a Secondary Test
 - 4.3.2.3. Most Efficient Screening Model with HPV
 - 4.3.3. HPV Test Selection for Screening

- 4.4. Screening Strategies
 - 4.4.1. Starting Age
 - 4.4.2. Finishing Age
 - 4.4.3. Screening Women Under 35
 - 4.4.4. Screening Women Over 35
 - 4.4.5. Special Population Screening
 - 4.4.5.1. The Immunosuppressed
 - 4.4.5.2. Screening in the Era of Vaccination
 - 4.4.6. Population Screening in Spain. BORRAR Recommendations BORRAR
- 4.5. Other Complementary Techniques
 - 4.5.1. Use of Viral Genotyping
 - 4.5.2. Use of Biomarkers
- 4.6. Established Screening Systems and their Differences
 - 4.6.1. Cytology as a Primary Strategy
 - 4.6.2. HPV Test as a Primary Strategy
 - 4.6.3. Biomarkers

Module 5. Dealing with Abnormal Screening Results

- 5.1. Action Protocols in the Event of an Abnormal Screening
 - 5.1.1. Positive HPV Test
 - 5.1.2. Altered Cytology
 - 5.1.2.1. Non-Satisfactory
 - 5.1.2.2. ASCUS
 - 5.1.2.3. ASC-H
 - 5.1.2.4. LSIL
 - 5.1.2.5. HSIL
 - 5.1.2.6. Atypical Cylindrical/Glandular Cells (AGC)
- 5.2. How to Establish a Correct Diagnosis?
 - 5.2.1. The Importance of Using Up-to-Date Nomenclature
 - 5.2.2. Use of Biomarkers as Characterization of Questionable Results

- 5.3. Management of Vaginal Microbiota in Treatment
 - 5.3.1. Impact of Microbiota in Lesional Evolution
 - 5.3.2. Use of Probiotics in during Monitoring
- 5.4. When to Treat and When to Continue: Management of Histological Results
 - 5.4.1. LSIL
 - 5.4.2. HSIL
 - 5.4.3. The CIN II Enigma
 - 5.4.4. Monitoring HSIL in Special Circumstances
- 5.5. Treatment of Cervical Lesions
 - 5.5.1. Preference for Excisional Methods
 - 5.5.2. Destructive Methods: Indications
- 5.6. Post-Treatment Monitoring
 - 5.6.1. Post-Treatment HPV Determination
 - 5.6.2. Monitoring Frequency

Module 6. Colposcopy

- 6.1. Colposcopy Terminology
 - 6.1.1. Importance of Unified and Up-to-Date Terminology
 - 6.1.2. Rio 2011 Terminology
- 6.2. How to Perform a Colposcopy?
 - 6.2.1. Basic Concepts
 - 6.2.2. Materials
 - 6.2.3. Staining
 - 6.2.4. Description of the Different Transformation Zones
 - 6.2.5. Satisfactory Colposcopy
 - 6.2.6. Unsatisfactory and Non-Adequate Colposcopy
- 6.3. Normal Findings
 - 6.3.1. Original Squamous Epithelium
 - 6.3.2. Glandular Epithelium, Ectopia
 - 6.3.3. Squamous Metaplasia
 - 6.3.4. Deciduous Cervix

- 6.4. Low Grade Pathological Findings
 - 6.4.1. Weak Acetowhite Epithelium
 - 6.4.2. Fine Punctation
 - 6.4.3. Fine Mosaics
- 6.5. High-Grade Pathological Findings
 - 6.5.1. Strong Acetowhite Epithelium, White on White
 - 6.5.2. Coarse Punctation
 - 6.5.3. Coarse Mosaics
 - 6.5.4. Irregular Crypts
 - 6.5.5. Other Suspicious Signs of High Grade
- 6.6. Normal and Abnormal Vascularization
 - 6.6.1. Arboriform Structure Vessels
 - 6.6.2. Pathological Vessels
- 6.7. Cancer Colposcopy
 - 6.7.1. Necrosis
 - 6.7.2. Exophytic Tumor
 - 6.7.3. Bleeding Ulcers
- 6.8. Miscellaneous
 - 6.8.1. Polyps
 - 6.8.2. Leukoplakia
 - 6.8.3. Erosions
 - 6.8.4. Iodonegativity
- 6.9. Colposcopy in Special Conditions
 - 6.9.1. Colposcopy in Pregnancy
 - 6.9.2. Colposcopy in Post-Treatment
 - 6.9.3. Colposcopy in Menopausia
- 6.10. Vulvoscopy
 - 6.10.1. Description of the Lesion (Type, Colour and Secondary Morphology)
 - 6.10.2. Miscellaneous Findings (Traumas and Deformities)
 - 6.10.3. Malignant Suspicion (Ulcers, Exophytic Lesions, Necrosis, etc.)
 - 6.10.4. Abnormal Magnified Findings

Module 7. Therapeutic Vaccines for Cervical Cancer

- 7.1. Biological Basis of Therapeutic Vaccines
 - 7.1.1. Concept of Therapeutic Vaccines
 - 7.1.2. Cytotoxicity Analysis of the Immune System
 - 7.1.3. Target Antigens
- 7.2. Types of Therapeutic Vaccines
 - 7.2.1. Based on Proteins and Peptides
 - 7.2.2. Based on DNA
 - 7.2.3. Based on Nanoparticles
 - 7.2.4. Based on Cells
 - 7.2.4.1. Activated Dendritic Cells
 - 7.2.4.2. Processed Tumor Cells
 - 7.2.5. Based on Bacterial Vectors and Living Viruses
- 7.3. Vaccines Against Low Grade Lesions
 - 7.3.1. Design of Vaccine Against ASUS-LSIL
 - 7.3.2. Clinical Trials and Results
 - 7.3.3. Security
- 7.4. Vaccines Against High Grade Lesions
 - 7.4.1. Design of Vaccine Against ASUS-LSIL
 - 7.4.2. Clinical Trials and Results
- 7.5. Vaccines Against Cancer
 - 7.5.1. Design of Vaccine Against ASUS-LSIL
 - 7.5.2. Clinical Trials and Results
 - 7.5.3. Immunotherapy
- 7.6. Safety of Therapeutic Vaccines
 - 7.6.1. Safety Profile
 - 7.6.2. Most Frequent Adverse Events
 - 7.6.3. Vaccine Failure
- 7.7. Future of Therapeutic Vaccines
 - 7.7.1. New Models
 - 7.7.2. New Target Antigens
 - 7.7.3. Other Ways of Stimulating the Immune System Against HPV

Module 8. Effect of HPV on the Anus and Perianal Area

- 8.1. Epidemiology of HPV Anal Infection
 - 8.1.1. Disease Burden of HPV
 - 8.1.2. Most Common Genotypes
 - 8.1.3. Associated Precursor Lesions
 - 8.1.4. Associated Tumoral Lesions
- 8.2. Natural History of HPV Anal Infection
 - 8.2.1. Routes of Perianal Infection
 - 8.2.2. Role of Anal Intercourse. Are these Important?
 - 8.2.3. Associated Co-Factors
 - 8.2.4. Condylomas
 - 8.2.5. Viral Integration and Oncogenesis in the Anus and Perianal Area
- 8.3. Anal Intraepithelial Lesion
 - 8.3.1. Development and Topography of Anal Lesion
 - 8.3.2. Low Grade Lesions
 - 8.3.3. High Grade Lesions
- 8.4. Screening of HPV Anal Lesion
 - 8.4.1. The Role of Cytology
 - 8.4.2. The Role of HPV Determination
 - 8.4.3. Population Screening
 - 8.4.4. Screening Strategies
- 8.5. Anuscopy
 - 8.5.1. Anuscopy Technique
 - 8.5.2. Normal Anuscopy and Benign Changes
 - 8.5.3. Anuscopy with Low Grade Lesions
 - 8.5.4. Anuscopy with High Grade Lesions
 - 8.5.5. Anal Biopsy. Technique
- 8.6. Treatment of Anal and Perianal Lesion
 - 8.6.1. Concept of Anal and Perianal Lesion Treatment
 - 8.6.2. Treatment of Anal and Perianal Condylomas
 - 8.6.3. Management of Anal and Perianal Intraepithelial Lesions
 - 8.6.4. Medical Treatment
 - 8.6.5. Surgical Treatment

- 8.7. Anus Cancer Due to HPV
 - 8.7.1. Prevalence of Anus Cancer
 - 8.7.2. Risk Factors
 - 8.7.3. Symptoms
 - 8.7.4. Diagnostic Techniques
 - 8.7.5. Staging
 - 8.7.6. Conservative Management
 - 8.7.7. Radical Management. Anus Cancer Surgery
 - 8.7.8. Monitoring After Treatment
 - 8.7.9. Control/ Screening for HPV Infection in Other Areas

Module 9. Effect of HPV on the Oropharynx

- 9.1. Epidemiology of HPV Oropharynx Infection
 - 9.1.1. Disease Burden of HPV
 - 9.1.2. Topography of Oropharynx Lesions
 - 9.1.3. Most Common Genotypes
 - 9.1.4. Associated Precursor Lesions
 - 9.1.5. Associated Tumoral Lesions
- 9.2. Natural History of HPV Oropharynx Infection
 - 9.2.1. Routes of Oropharynx Infection
 - 9.2.2. Role of Oral Sex
 - 9.2.3. Associated Co-Factors
 - 9.2.4. Oropharynx Condylomas
 - 9.2.5. Viral Integration and Oncogenesis in the Oropharynx
- 9.3. Oropharynx Intraepithelial Lesion
 - 9.3.1. Development and Topography of Oropharynx Lesion
 - 9.3.2. Low-Grade Lesions
 - 9.3.3. High-Grade Lesions
- 9.4. Screening of HPV Oropharynx Lesion
 - 9.4.1. Role and Technique of Cytology
 - 9.4.2. Role and Technique of HPV Determination
 - 9.4.3. Population Screening
 - 9.4.4. Screening Strategies

- 9.5. Visualization of the Types of Oropharynx Lesions Caused by HPV
 - 9.5.1. Visualization Technique
 - 9.5.2. Normal Oropharynx and Benign Changes
 - 9.5.3. Oropharynx with Low-Grade Lesions
 - 9.5.4. Oropharynx with High-Grade Lesions
 - 9.5.5. Oropharynx Biopsy. Technique
- 9.6. Treatment of Oropharynx Lesions
 - 9.6.1. Concept of Oropharynx Lesion Treatment
 - 9.6.2. Treatment of Oropharynx Condylomas
 - 9.6.3. Management of Oropharynx Intraepithelial Lesions
 - 9.6.4. Medical Treatment
 - 9.6.5. Surgical Treatment
- 9.7. Oropharynx Cancer Associated with HPV
 - 9.7.1. Prevalence of Oropharynx Cancer
 - 9.7.2. Risk Factors
 - 9.7.3. Symptoms
 - 9.7.4. Diagnostic Techniques
 - 9.7.5. Staging
 - 9.7.6. Conservative Management
 - 9.7.7. Radical Management. Anus Cancer Surgery
 - 9.7.8. Monitoring After Treatment
 - 9.7.9. Control/ Screening for VPH Infection in Other Areas

Module 10. Effect of HPV on the External Genitals

- 10.1. Condylomas
 - 10.1.1. Epidemiology and Burden of the Disease
 - 10.1.1.1. Prevalence and Types of Vulvar Condylomas
 - 10.1.1.2. Prevalence and Types of Vaginal Condylomas
 - 10.1.1.3. Prevalence and Types of Condylomas on Male Genitals
 - 10.1.2. Condyloma Risk Factors
 - 10.1.2.1. Vulvar Condylomas
 - 10.1.2.2. Vaginal Condylomas
 - 10.1.2.3. Condylomas on Male Genitals

- 10.1.3. Screening for Cervical Lesions in Female External Genitalia Condylomas
- 10.1.4. Medical Treatment of Condylomas
- 10.1.5. Surgical Treatment
 - 10.1.5.1. Ablative
 - 10.1.5.2. Excisional
- 10.2. Vulval Intraepithelial Neoplasia (VIN)
 - 10.2.1. Epidemiology and Burden of the Disease
 - 10.2.2. Types of VIN
 - 10.2.3. VIN Risk Factors
 - 10.2.4. VIN Screening. Is it feasible?
 - 10.2.5. VIN Management. Decision Algorithms
 - 10.2.6. Expectant Treatment
 - 10.2.7. Medical Treatment
 - 10.2.8. Surgical Treatment
 - 10.2.8.1. Ablative
 - 10.2.8.2. Excisional
 - 10.2.9. VIN Monitoring
 - 10.2.10. Risk of Recurrence and Malignancy of VIN
 - 10.2.11. Vulvar Cancer
- 10.3. Vaginal Intraepithelial Neoplasia
 - 10.3.1. Epidemiology and Burden of the Disease
 - 10.3.2. Types of VAIN
 - 10.3.3. VAIN Risk Factors
 - 10.3.4. VAIN Screening. Is it feasible?
 - 10.3.5. VAIN Management. Decision Algorithms
 - 10.3.6. Expectant Treatment
 - 10.3.7. Medical Treatment
 - 10.3.8. Surgical Treatment
 - 10.3.8.1. Ablative
 - 10.3.8.2. Excisional
 - 10.3.9. VAIN Monitoring
 - 10.3.10. Risk of Recurrence and Malignancy of VAIN
 - 10.3.11. Vaginal Cancer

- 10.4. Premalignant Lesions in Male External Genitals (PIN)
 - 10.4.1. Epidemiology and Burden of the Disease
 - 10.4.2. Types of PIN
 - 10.4.3. PIN Risk Factors
 - 10.4.4. PIN Screening. Is it Feasible?
 - 10.4.5. PIN Management. Decision Algorithms
 - 10.4.6. Expectant Treatment
 - 10.4.7. Medical Treatment
 - 10.4.8. Surgical Treatment
 - 10.4.8.1. Ablative
 - 10.4.8.2. Excisional
 - 10.4.9. PIN Monitoring
 - 10.4.10. Risk of Recurrence and Malignancy of PIN
 - 10.4.11. Penile Cancer

Module 11. Cervical Cancer (CC)

- 11.1. Epidemiology and Risk Factors of CC Development
 - 11.1.1. Worldwide Incidence and Mortality of CC
 - 11.1.2. Incidence and Mortality of CC per Region and Country
 - 11.1.3. Incidence and Mortality of CC in Spain BORRAR
 - 11.1.4. Tobacco and CC
 - 11.1.5. Hormonal Contraception and CC
 - 11.1.6. Effect of IDU on the Incidence of CC
 - 11.1.7. Diet and CC
 - 11.1.8. Sexually Transmitted Infections and Risk of CC
 - 11.1.9. Parity and CC
 - 11.1.10. Age of Starting Sexual Relations and Promiscuity.
 - 11.1.11. Couples At-Risk. Male Circumcision and CC
- 11.2. Staging and Diagnosis of Extension
 - 11.2.1. Diagnosis through Biopsy or Conization
 - 11.2.2. FIGO and TNM Stages
 - 11.2.3. Transvaginal Ultrasound Assessment in the Diagnosis of Extension
 - 11.2.4. Magnetic Resonance Assessment in the Diagnosis of Extension
 - 11.2.5. Tumor Markers Assessment
 - 11.2.6. Clinical Staging vs. Post-Surgical vs. Imaging

- 11.3. Basis of CC Treatment
 - 11.3.1. Conization as a Treatment. When It Is Indicated
 - 11.3.2. Types of Radical Hysterectomy
 - 11.3.3. Complications of the Different Types of Radical Hysterectomy
 - 11.3.4. Sentinel Lymph Node
 - 11.3.5. Para-Aortic Lymphadenectomy
 - 11.3.6. External Radiotherapy and Brachytherapy
 - 11.3.7. Chemotherapy
- 11.4. Routes of Surgical Treatment
 - 11.4.1. Laparotomy
 - 11.4.2. Laparoscopy
 - 11.4.3. Robotics
 - 11.4.4. LACC Studies: Open vs. Minimally Invasive
- 11.5. Treatment Plans
 - 11.5.1. Decision Algorithms
 - 11.5.2. Treatment in Initial Stages
 - 11.5.2.1. Conization as a Treatment
 - 11.5.2.2. Need for Radicalism
 - 11.5.2.3. Parametrectomy in Previous Hysterectomy
 - 11.5.3. Treatment in Advanced Stages
 - 11.5.3.1. Role of Para-Aortic Lymphadenectomy
 - 11.5.3.2. Para-Aortic Lymphadenectomy Access and Routes
 - 11.5.3.3. Role of PET-CT Against Para-Aortic Lymphadenectomy
 - 11.5.4. Vaccine Therapies Against Cervical Cancer
 - 11.5.5. CCU Monitoring
- 11.6. Fertility Preservation Treatment
 - 11.6.1. Indications of Fertility Preservation
 - 11.6.2. Expectant Care After Conization
 - 11.6.3. Simple and Radical Trachelectomy
 - 11.6.4. Most Appropriate Approach of Trachelectomy
 - 11.6.4.1. Open
 - 11.6.4.2. Vaginal
 - 11.6.4.3. Laparoscopy
 - 11.6.4.4. Robotics

- 11.7. Alternative Therapies in Local Advanced CC
 - 11.7.1. Chemoradiotherapy
 - 11.7.2. Role of New Chemotherapies
 - 11.7.3. Immunotherapy

Module 12. Psychological Impact of HPV Infection

- 12.1 Effect of HPV on the Individual
 - 12.1.1. Response of Individual After Finding Out They Have HPV
 - 12.1.2. Physiological Reactions to HPV Infection
 - 12.1.3. Pathological Reactions to HPV Infection
 - 12.1.4. Individual's Sense of Guilt
 - 12.1.5. Effect on Sexual Activity
 - 12.1.6. Management of Psychological Alterations
 - 12.1.7. Access to Information on Social Media and the Internet
- 12.1.8. Associations Affected by HPV
- 12.2. Effect of HPV on the Partner
 - 12.2.1. Response of the Partner After Finding Out They Have HPV
 - 12.2.2. Physiological Reactions of the Partner to HPV Infection
 - 12.2.3. Pathological Reactions of the Partner to HPV Infection
 - 12.2.4. Behavior Towards Sexual Relations with the Partner
 - 12.2.5. Management of Changes in the Couple's Relationship
 - 12.2.6. Preventative Behavior of the Infection and its Repercussions on Couple Sex Life
- 12.3. Sexual Activity after HPV
 - 12.3.1. Psychological Stages after Finding Out They Have HPV
 - 12.3.2. Consequences on Sexual Behavior
 - 12.3.3. Breakup of the Couple
 - 12.3.4. When Only One in the Couple is Infected
 - 12.3.5. When Both are Infected
 - 12.3.6. Behaviors of the Infected Individual or Partner with Members of their Environment
 - 12.3.7. Sexual Orientation of the Infected Couple

- 12.4. Depression and Mood Alterations after HPV
 - 12.4.1. Prevalence of Depressive Syndromes in Those Infected with HPV
 - 12.4.2. Effect of HPV on an Individual's Depression
 - 12.4.3. Management of Depressive Syndromes Caused by HPV
 - 12.4.4. Management of Psychotic Syndromes Caused by HPV
 - 12.4.5. Management of Obsessive Syndromes Caused by HPV
- 12.5. Individual Psychological Management
 - 12.5.1. Professional Attitude Towards a Patient with HPV
 - 12.5.2. How to Explain HPV Infection
 - 12.5.3. Cognitive-Behavioral
 - 12.5.4. Group Therapy
 - 12.5.5. Drug Therapy
- 12.6. Couple Psychological Management
 - 12.6.1. Professional Attitude Towards the Partner of a Patient with HPV
 - 12.6.2. How to Explain HPV Infection to the Partner of an HPV Patient
 - 12.6.3. Professional Attitude Towards the Breakup of the Couple
 - 12.6.4. Couples Therapy. Reinventing Sex
 - 12.6.5. Adjuvant Drug Therapy
- 12.7. Desire to get Pregnant in HPV Infections
 - 12.7.1. Professional Attitude Towards the Desire to Procreate of a Patient with HPV
 - 12.7.2. Recommendations for Indicating Pregnancy
 - 12.7.3. When Pregnancy Should Be Contraindicated
 - 12.7.4. Monitoring During the Period of Trying to Get Pregnant
 - 12.7.5. Attitude of the Partner During Pregnancy
 - 12.7.6. Psychological Alterations That Occur During the Period of Trying to Get Pregnant

Module 13. Special Conditions in HPV Infection

- 13.1. Pregnancy
 - 13.1.1. Prevalence of HPV in Pregnant Women
 - 13.1.2. Natural History of HPV Infections in Pregnant Women
 - 13.1.3. Colposcopy during Pregnancy
 - 13.1.4. Condylomas and Pregnancy. Multiple Condylomatosis
 - 13.1.5. Control of Cervical Lesions during Pregnancy
 - 13.1.6. Transmission to the Neonatal During the Birth
 - 13.1.7. Evolution and Viral Clearance after Delivery
 - 13.1.8. Management of HPV Lesions During Pregnancy

- 13.2. Immunosuppression
 - 13.2.1. Prevalence of HPV in Immunosuppressed Patients
 - 13.2.2. Natural History of HPV Infections in Immunosuppressed Patients
 - 13.2.3. Colposcopy in Immunosuppressed Women
 - 13.2.4. Vulvar Condylomas and their Management. Multiple Condylomatosis
 - 13.2.5. Screening of HPV Cervical Lesions in Immunosuppression
 - 13.2.6. Vaccination of Immunosuppressed Patients
 - 13.2.7. Evolution of Lesions for Immunosuppressed Patients and Viral Clearance
 - 13.2.8. Management of HPV Lesions in Immunosuppressed Patients
- 13.3. AIDS
 - 13.3.1. Prevalence of HPV in AIDS
 - 13.3.2. Natural History of HPV Infections in AIDS
 - 13.3.3. Colposcopy in Women with AIDS
 - 13.3.4. Vulvar Condylomas and their Management AIDS
 - 13.3.5. Vaccination Against HPV in AIDS
 - 13.3.6. Screening of HPV Cervical Lesions in AIDS
 - 13.3.7. Evolution of Lesions for Immunosuppression in AIDS. Accumulative Effect of Both Viruses
 - 13.3.8. Management of HPV Lesions in AIDS
- 13.4. Skin Infections From HPV
 - 13.4.1. Prevalence of Skin Infections in the Different Types of HPV
 - 13.4.2. Topography of Dermal HPV Lesions
 - 13.4.3. Natural History of HPV Infections in the Skin
 - 13.4.4. Dermal Warts of Viral Origin
 - 13.4.5. Prevention of Dermal Conditions from HPV
 - 13.4.6. Management of Dermal HPV Lesions
- 13.5. Associated Sexually Transmitted Infections
 - 13.5.1. Prevalence of STIs
 - 13.5.2. Association Between HPV and STIs
 - 13.5.3. Natural History of HPV-STI Co-Infections. Individual or Cumulative Effect
 - 13.5.4. Prevention of STIs
 - 13.5.5. Colposcopy and Vulvoscopy of STIs
 - 13.5.6. Management of STIs





- 13.6. Uncommon Infections From HPV
 - 13.6.1. Distribution of HPV Genotypes
 - 13.6.2. Tropism of HPV Genotypes
 - 13.6.3. Low Prevalence HPV-Associated Conditions
 - 13.6.4. Management of Low Prevalence HPV Lesions
- 13.7. Neonatal Infection from HPV and Recurrent Laryngeal Papillomatosis in Neonates
 - 13.7.1. Prevalence of Neonatal Conditions from HPV
 - 13.7.2. Consequences of HPV Infections in Newborns
 - 13.7.3. Management of HPV Neonatal Infection
 - 13.7.4. Recurrent Laryngeal Papillomatosis. Natural History
 - 13.7.5. Treatment of Recurrent Laryngeal Papillomatosis
- 13.8. Infections From HPV in Children
 - 13.8.1. Prevalence of Conditions from HPV in Children
 - 13.8.2. Consequences of HPV Infections in Children
 - 13.8.3. Management of HPV Infection in Children
 - 13.8.4. Legal Considerations of Infections from HPV in Children

07

Clinical Internship

Like other TECH's Hybrid Professional Master's Degrees, this program has 1,800 hours of theoretical learning, in a 100% online study platform. At the end of this educational period, the doctor will complement the updating of their skills with a practical stay, first level, in health institutions of prestige and rigor.



“

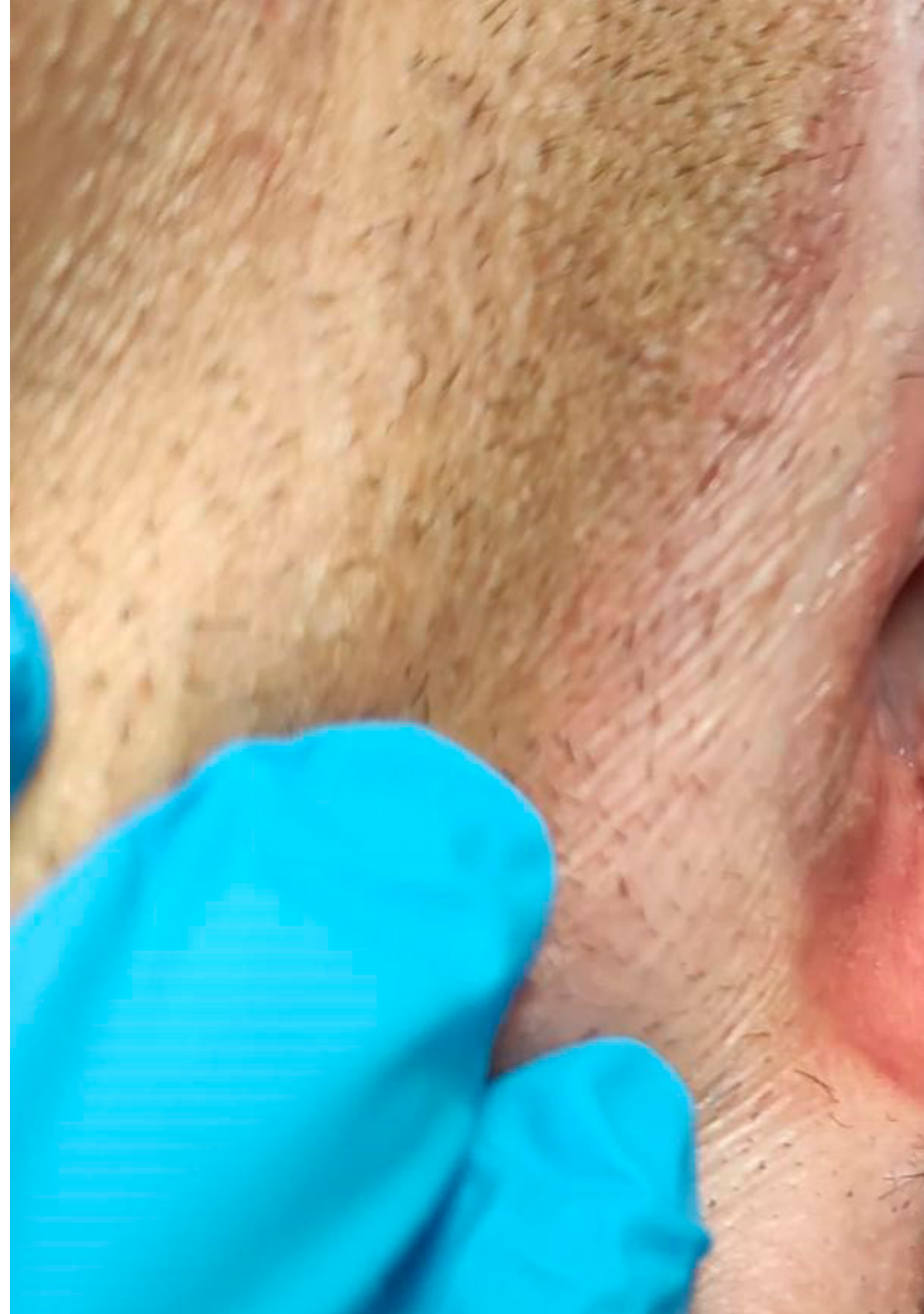
Complete the clinical internships of this Hybrid Professional Master's Degree in first-level hospital institutions, located in different continents"

This phase of the program consists of 120 teaching hours in which the physician will have to become familiar with the dynamics of care in a demanding hospital facility. In this space, students will apply the procedures and techniques assimilated in theory but now directly and in real cases that require different procedures to evaluate HPV infection or diagnose different tumor pathologies associated with this infection.

During this internship, totally on-site and intensive, the professionals complete consecutive days of 8 hours, from Monday to Friday, during 3 educational weeks. Through this training, you will work closely with the best experts in the industry and learn multiple skills through this exchange of experiences. At the same time, you will have the support of an assistant tutor who will be in charge of supervising your educational progress and will introduce you to the more complex tasks of the care unit.

The practical teaching will be carried out with the accompaniment and guidance of teachers and other fellow trainees who facilitate teamwork and multidisciplinary integration as transversal skills for medical practice (learning to be and learning to relate).

The procedures described below will be the basis of the specialization, and their realization will be subject to the center's own availability, its usual activity and workload, the proposed activities being the following:





Module	Practical Activity
Latest HPV diagnostic methods	Extract cells from the female cervix and apply a DNA test to identify the HPV strain affecting the patient.
	Perform a Papanicolaou test and therefore detect abnormalities that may be indicative of the development of the evolution of a possible tumor
	Assess the characteristics of the disease in male patients based on real cases with serious indications of contagion
	Recommend the use of preventive vaccines against this condition to patients who meet established prophylactic criteria
	Screen cells in the oropharyngeal tract for possible HPV infection in that area
New Strategies for VPH Approach	Eliminate the layers of warts generated by HPV through pharmacological therapies with salicylic acid or Podofilox.
	Enhancing the immune system's ability to fight HPV by means of prescription creams such as Imiquimod
	Treating HPV warts by freezing them with liquid nitrogen
	Conventional surgical or laser surgery removal of larger warts caused by HPV
New surgical trends in the approach to VHP-generated cervical cancer	Prescribe selective serotonin reuptake inhibitors for patients with Persistent Depressive Disorder
	Approach to the patient with Major Depressive Disorder using tricyclic antidepressants
	Contraindicate the use of antidepressants in pregnant women and mothers during lactation, according to the conditions of risk to the unborn or nursing child
Latest chemotherapeutic and radiotherapeutic methodologies against VHP-generated cervical cancer	Use the most up-to-date pharmacology in chemotherapy processes
	Management of antineoplastic toxicity in the patient
	Analyze the genetic mechanisms involved in cancer in order to establish a solid working basis
	Evaluate the use of antineoplastic agents against HPV-generated anal cancer.

Civil Liability Insurance

This institution's main concern is to guarantee the safety of the trainees and other collaborating agents involved in the internship process at the company. Among the measures dedicated to achieve this is the response to any incident that may occur during the entire teaching-learning process.

To this end, this entity commits to purchasing a civil liability insurance policy to cover any eventuality that may arise during the course of the internship at the center.

This liability policy for interns will have broad coverage and will be taken out prior to the start of the Internship Program period. That way professionals will not have to worry in case of having to face an unexpected situation and will be covered until the end of the internship program at the center.



General Conditions of the Internship Program

The general terms and conditions of the internship agreement for the program are as follows:

1. TUTOR: During the Hybrid Professional Master's Degree, students will be assigned with two tutors who will accompany them throughout the process, answering any doubts and questions that may arise. On the one hand, there will be a professional tutor belonging to the internship center who will have the purpose of guiding and supporting the student at all times. On the other hand, they will also be assigned with an academic tutor whose mission will be to coordinate and help the students during the whole process, solving doubts and facilitating everything they may need. In this way, the student will be accompanied and will be able to discuss any doubts that may arise, both clinical and academic.

2. DURATION: The internship program will have a duration of three continuous weeks, in 8-hour days, 5 days a week. The days of attendance and the schedule will be the responsibility of the center and the professional will be informed well in advance so that they can make the appropriate arrangements.

3. ABSENCE: If the students does not show up on the start date of the Hybrid Professional Master's Degree, they will lose the right to it, without the possibility of reimbursement or change of dates. Absence for more than two days from the internship, without justification or a medical reason, will result in the professional's withdrawal from the internship, therefore, automatic termination of the internship. Any problems that may arise during the course of the internship must be urgently reported to the academic tutor.

4. CERTIFICATION: Professionals who pass the Hybrid Professional Master's Degree will receive a certificate accrediting their stay at the center.

5. EMPLOYMENT RELATIONSHIP: the Hybrid Professional Master's Degree shall not constitute an employment relationship of any kind.

6. PRIOR EDUCATION: Some centers may require a certificate of prior education for the Hybrid Professional Master's Degree. In these cases, it will be necessary to submit it to the TECH internship department so that the assignment of the chosen center can be confirmed.

7. DOES NOT INCLUDE: The Hybrid Professional Master's Degree will not include any element not described in the present conditions. Therefore, it does not include accommodation, transportation to the city where the internship takes place, visas or any other items not listed.

However, students may consult with their academic tutor for any questions or recommendations in this regard. The academic tutor will provide the student with all the necessary information to facilitate the procedures in any case.

08

Where Can I Do the Clinical Internship?

In order to ensure that the updating process is the best possible, TECH proposes the realization of this in-person stay in a prestigious center that can provide the physician with the latest advances in the field of Hepatology. This is a very complex and broad field, so it requires an update by the specialist, and the role of the hospital institutions proposed here is vital in this process, as they will offer the most advanced knowledge in the specialty.





“

*The most advanced knowledge in
Hepatology awaits you in this very
complete TECH program"*



The student will be able to complete the practical part of this Hybrid Professional Master's Degree at the following centers:



Medicine

Hospital Maternidad HM Belén

Country	City
Spain	La Coruña

Address: R. Filantropía, 3, 15011, A Coruña

Network of private clinics, hospitals and specialized centers distributed throughout Spain

Related internship programs:

- Update in Assisted Reproduction
- MBA in Hospitals and Health Services Management



Medicine

Hospital HM Rosaleda

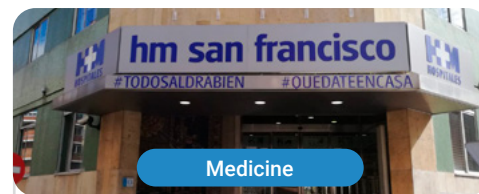
Country	City
Spain	La Coruña

Address: Rúa de Santiago León de Caracas, 1, 15701, Santiago de Compostela, A Coruña

Network of private clinics, hospitals and specialized centers distributed throughout Spain

Related internship programs:

- Hair Transplantation
- Orthodontics and Dentofacial Orthopedics



Medicine

Hospital HM San Francisco

Country	City
Spain	León

Address: C. Marqueses de San Isidro, 11, 24004, León

Network of private clinics, hospitals and specialized centers distributed throughout Spain

Related internship programs:

- Update on Anesthesiology and Resuscitation
- Nursing in the Traumatology Department



Medicine

Hospital HM Regla

Country	City
Spain	León

Address: Calle Cardenal Landázuri, 2, 24003, León

Network of private clinics, hospitals and specialized centers distributed throughout Spain

Related internship programs:

- Psychiatric Treatments Update in Minor Patients



Medicine

Hospital HM Nou Delfos

Country	City
Spain	Barcelona

Address: Avinguda de Vallcarca, 151, 08023, Barcelona

Network of private clinics, hospitals and specialized centers distributed throughout Spain

Related internship programs:

- Aesthetic Medicine
- Clinical Nutrition in Medicine



Medicine

Hospital HM Madrid

Country	City
Spain	Madrid

Address: Pl. del Conde del Valle de Súchil, 16, 28015, Madrid

Network of private clinics, hospitals and specialized centers distributed throughout Spain

Related internship programs:

- Clinical Analysis
- Anaesthesiology and Resuscitation



Medicine

Hospital HM Montepíncipe

Country	City
Spain	Madrid

Address: Av. de Montepíncipe, 25, 28660, Boadilla del Monte, Madrid

Network of private clinics, hospitals and specialized centers distributed throughout Spain

Related internship programs:

- Child Orthopedics
- Aesthetic Medicine



Medicine

Hospital HM Torrelodones

Country	City
Spain	Madrid

Address: Av. Castillo Olivares, s/n, 28250, Torrelodones, Madrid

Network of private clinics, hospitals and specialized centers distributed throughout Spain

Related internship programs:

- Anaesthesiology and Resuscitation
- Hospital Pediatrics



Hospital HM Sanchinarro

Country	City
Spain	Madrid

Address: Calle de Oña, 10, 28050, Madrid

Network of private clinics, hospitals and specialized centers distributed throughout Spain

- Related internship programs:**
- Anaesthesiology and Resuscitation
 - Sleep Medicine



Hospital HM Nuevo Belén

Country	City
Spain	Madrid

Address: Calle José Silva, 7, 28043, Madrid

Network of private clinics, hospitals and specialized centers distributed throughout Spain

- Related internship programs:**
- General and Digestive System Surgery
 - Clinical Nutrition in Medicine



Hospital HM Puerta del Sur

Country	City
Spain	Madrid

Address: Av. Carlos V, 70, 28938, Móstoles, Madrid

Network of private clinics, hospitals and specialized centers distributed throughout Spain

- Related internship programs:**
- Pediatric Emergencies
 - Clinical Ophthalmology



Policlínico HM Cruz Verde

Country	City
Spain	Madrid

Address: Plaza de la Cruz Verde, 1-3, 28807, Alcalá de Henares, Madrid

Network of private clinics, hospitals and specialized centers distributed throughout Spain

- Related internship programs:**
- Advanced Clinical Podiatry
 - Optical Technologies and Clinical Optometry



Medicine

Policlínico HM Distrito Telefónica

Country	City
Spain	Madrid

Address: Ronda de la Comunicación, 28050, Madrid

Network of private clinics, hospitals and specialized centers distributed throughout Spain

Related internship programs:

- Optical Technologies and Clinical Optometry
- General and Digestive System Surgery



Medicine

Policlínico HM Gabinete Velázquez

Country	City
Spain	Madrid

Address: C. de Jorge Juan, 19, 1° 28001, 28001, Madrid

Network of private clinics, hospitals and specialized centers distributed throughout Spain

Related internship programs:

- Clinical Nutrition in Medicine
- Aesthetic Plastic Surgery



Medicine

Policlínico HM La Paloma

Country	City
Spain	Madrid

Address: Calle Hilados, 9, 28850, Torrejón de Ardoz, Madrid

Network of private clinics, hospitals and specialized centers distributed throughout Spain

Related internship programs:

- Advanced Operating Room Nursing
- Orthodontics and Dentofacial Orthopedics



Medicine

Policlínico HM Las Tablas

Country	City
Spain	Madrid

Address: C. de la Sierra de Atapuerca, 5, 28050, Madrid

Network of private clinics, hospitals and specialized centers distributed throughout Spain

Related internship programs:

- Nursing in the Traumatology Department
- Diagnosis in Physiotherapy



Medicine

Policlínico HM Moraleja

Country	City
Spain	Madrid

Address: P.º de Alcobendas, 10, 28109, Alcobendas, Madrid

Network of private clinics, hospitals and specialized centers distributed throughout Spain

Related internship programs:

- Rehabilitation Medicine in Acquired Brain Injury Management



Medicine

Policlínico HM Sanchinarro

Country	City
Spain	Madrid

Address: Av. de Manoteras, 10, 28050, Madrid

Network of private clinics, hospitals and specialized centers distributed throughout Spain

Related internship programs:

- Gynecological Care for Midwives
- Nursing in the Digestive Tract Department



Medicine

Policlínico HM Rosaleda Lalín

Country	City
Spain	Pontevedra

Address: Av. Buenos Aires, 102, 36500, Lalín, Pontevedra

Network of private clinics, hospitals and specialized centers distributed throughout Spain

Related internship programs:

- Advances in Hematology and Hemotherapy
- Neurological Physiotherapy



Medicine

Policlínico HM Imi Toledo

Country	City
Spain	Toledo

Address: Av. de Irlanda, 21, 45005, Toledo

Network of private clinics, hospitals and specialized centers distributed throughout Spain

Related internship programs:

- Electrotherapy in Rehabilitation Medicine
- Hair Transplantation



ROC Clinic-clínica de urología

Country	City
Spain	Madrid

Address: P.º del Gral. Martínez Campos,
17, Chamberí, 28010 Madrid

The urological clinic with the best results based on research,
technology and experience

Related internship programs:

- Reconstructive Plastic Surgery
- Lower Genital Tract Disease and HPV

09

Methodology

TECH is the world's first university to combine the **case study** methodology with **Relearning**, a 100% online learning system based on guided repetition.

This disruptive pedagogical strategy has been conceived to offer professionals the opportunity to update their knowledge and develop their skills in an intensive and rigorous way. A learning model that places students at the center of the academic process and gives them the leading role, adapting to their needs and leaving aside more conventional methodologies.



“

TECH will prepare you to face new challenges in uncertain environments and achieve success in your career”

The student: the priority of all TECH programs

In TECH's study methodology, the student is the main protagonist.

The teaching tools of each program have been selected taking into account the demands of time, availability and academic rigor that, today, not only students demand but also the most competitive positions in the market.

With TECH's asynchronous educational model, it is students who choose the time they dedicate to study, how they decide to establish their routines, and all this from the comfort of the electronic device of their choice. The student will not have to participate in live classes, which in many cases they will not be able to attend. The learning activities will be done when it is convenient for them. They can always decide when and from where they want to study.

“

*At TECH you will NOT have live classes
(which you might not be able to attend)”*



The most comprehensive study plans at the international level

TECH is distinguished by offering the most complete academic itineraries on the university scene. This comprehensiveness is achieved through the creation of syllabi that not only cover the essential knowledge, but also the most recent innovations in each area.

By being constantly up to date, these programs allow students to keep up with market changes and acquire the skills most valued by employers. In this way, those who complete their studies at TECH receive a comprehensive education that provides them with a notable competitive advantage to further their careers.

And what's more, they will be able to do so from any device, pc, tablet or smartphone.

“*TECH's model is asynchronous, so it allows you to study with your pc, tablet or your smartphone wherever you want, whenever you want and for as long as you want*”

Case Studies or Case Method

The case method has been the learning system most used by the world's best business schools. Developed in 1912 so that law students would not only learn the law based on theoretical content, its function was also to present them with real complex situations. In this way, they could make informed decisions and value judgments about how to resolve them. In 1924, Harvard adopted it as a standard teaching method.

With this teaching model, it is students themselves who build their professional competence through strategies such as Learning by Doing or Design Thinking, used by other renowned institutions such as Yale or Stanford.

This action-oriented method will be applied throughout the entire academic itinerary that the student undertakes with TECH. Students will be confronted with multiple real-life situations and will have to integrate knowledge, research, discuss and defend their ideas and decisions. All this with the premise of answering the question of how they would act when facing specific events of complexity in their daily work.



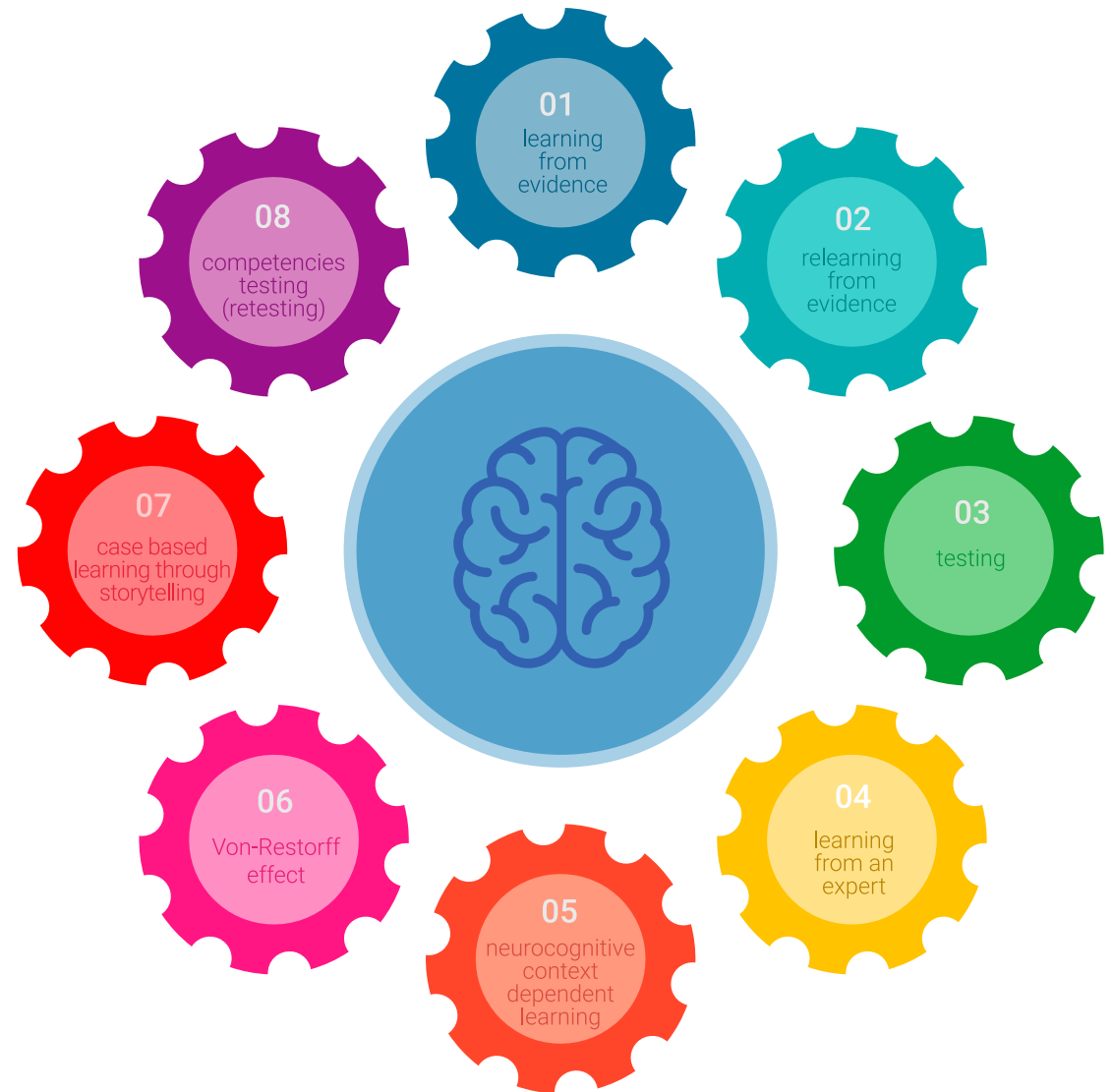
Relearning Methodology

At TECH, case studies are enhanced with the best 100% online teaching method: Relearning.

This method breaks with traditional teaching techniques to put the student at the center of the equation, providing the best content in different formats. In this way, it manages to review and reiterate the key concepts of each subject and learn to apply them in a real context.

In the same line, and according to multiple scientific researches, reiteration is the best way to learn. For this reason, TECH offers between 8 and 16 repetitions of each key concept within the same lesson, presented in a different way, with the objective of ensuring that the knowledge is completely consolidated during the study process.

Relearning will allow you to learn with less effort and better performance, involving you more in your specialization, developing a critical mindset, defending arguments, and contrasting opinions: a direct equation to success.



A 100% online Virtual Campus with the best teaching resources

In order to apply its methodology effectively, TECH focuses on providing graduates with teaching materials in different formats: texts, interactive videos, illustrations and knowledge maps, among others. All of them are designed by qualified teachers who focus their work on combining real cases with the resolution of complex situations through simulation, the study of contexts applied to each professional career and learning based on repetition, through audios, presentations, animations, images, etc.

The latest scientific evidence in the field of Neuroscience points to the importance of taking into account the place and context where the content is accessed before starting a new learning process. Being able to adjust these variables in a personalized way helps people to remember and store knowledge in the hippocampus to retain it in the long term. This is a model called Neurocognitive context-dependent e-learning that is consciously applied in this university qualification.

In order to facilitate tutor-student contact as much as possible, you will have a wide range of communication possibilities, both in real time and delayed (internal messaging, telephone answering service, email contact with the technical secretary, chat and videoconferences).

Likewise, this very complete Virtual Campus will allow TECH students to organize their study schedules according to their personal availability or work obligations. In this way, they will have global control of the academic content and teaching tools, based on their fast-paced professional update.



The online study mode of this program will allow you to organize your time and learning pace, adapting it to your schedule”

The effectiveness of the method is justified by four fundamental achievements:

1. Students who follow this method not only achieve the assimilation of concepts, but also a development of their mental capacity, through exercises that assess real situations and the application of knowledge.
2. Learning is solidly translated into practical skills that allow the student to better integrate into the real world.
3. Ideas and concepts are understood more efficiently, given that the example situations are based on real-life.
4. Students like to feel that the effort they put into their studies is worthwhile. This then translates into a greater interest in learning and more time dedicated to working on the course.

The university methodology top-rated by its students

The results of this innovative teaching model can be seen in the overall satisfaction levels of TECH graduates.


The students' assessment of the quality of teaching, quality of materials, course structure and objectives is excellent. Not surprisingly, the institution became the best rated university by its students on the Trustpilot review platform, obtaining a 4.9 out of 5.

Access the study contents from any device with an Internet connection (computer, tablet, smartphone) thanks to the fact that TECH is at the forefront of technology and teaching.

You will be able to learn with the advantages that come with having access to simulated learning environments and the learning by observation approach, that is, Learning from an expert.



As such, the best educational materials, thoroughly prepared, will be available in this program:



Study Material

All teaching material is produced by the specialists who teach the course, specifically for the course, so that the teaching content is highly specific and precise.

This content is then adapted in an audiovisual format that will create our way of working online, with the latest techniques that allow us to offer you high quality in all of the material that we provide you with.



Practicing Skills and Abilities

You will carry out activities to develop specific competencies and skills in each thematic field. Exercises and activities to acquire and develop the skills and abilities that a specialist needs to develop within the framework of the globalization we live in.



Interactive Summaries

We present the contents attractively and dynamically in multimedia lessons that include audio, videos, images, diagrams, and concept maps in order to reinforce knowledge.

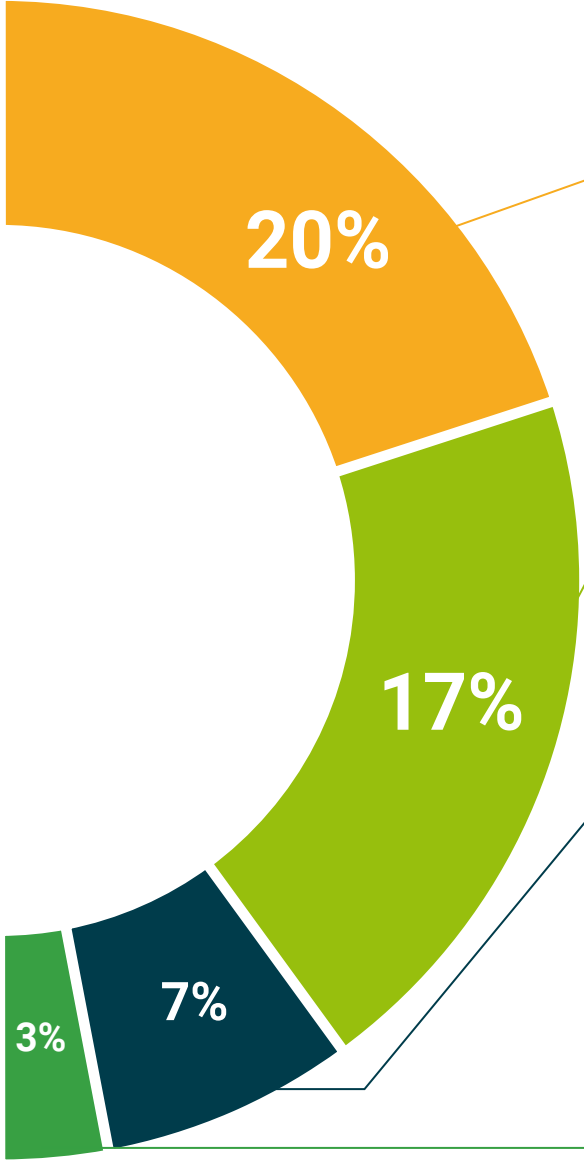
This exclusive educational system for presenting multimedia content was awarded by Microsoft as a "European Success Story".



Additional Reading

Recent articles, consensus documents, international guides... In our virtual library you will have access to everything you need to complete your education.





Case Studies

Students will complete a selection of the best *case studies* in the field. Cases that are presented, analyzed, and supervised by the best specialists in the world.



Testing & Retesting

We periodically assess and re-assess your knowledge throughout the program. We do this on 3 of the 4 levels of Miller's Pyramid.



Classes

There is scientific evidence suggesting that observing third-party experts can be useful.
Learning from an expert strengthens knowledge and memory, and generates confidence for future difficult decisions.



Quick Action Guides

TECH offers the most relevant contents of the course in the form of worksheets or quick action guides. A synthetic, practical and effective way to help students progress in their learning.



10 Certificate

The Hybrid Professional Master's Degree in Lower Genital Tract Disease and HPV guarantees students, in addition to the most rigorous and up-to-date education, access to a Hybrid Professional Master's Degree diploma issued by TECH Global University.



“

Successfully complete this program and receive your university qualification without having to travel or fill out laborious paperwork”

This private qualification will allow you to obtain a **Hybrid Professional Master's Degree diploma in Lower Genital Tract Disease and HPV** endorsed by **TECH Global University**, the world's largest online university.

TECH Global University, is an official European University publicly recognized by the Government of Andorra ([official bulletin](#)). Andorra is part of the European Higher Education Area (EHEA) since 2003. The EHEA is an initiative promoted by the European Union that aims to organize the international training framework and harmonize the higher education systems of the member countries of this space. The project promotes common values, the implementation of collaborative tools and strengthening its quality assurance mechanisms to enhance collaboration and mobility among students, researchers and academics.

This **TECH Global University private qualification**, is a European program of continuing education and professional updating that guarantees the acquisition of competencies in its area of knowledge, providing a high curricular value to the student who completes the program.

Title: **Hybrid Professional Master's Degree in Lower Genital Tract Disease and HPV**

Modality: **Hybrid (Online + Clinical Internship)**

Duration: **12 months.**

Credits: **60 + 4 ECTS**

General Structure of the Syllabus		General Structure of the Syllabus			
Subject type	ECTS	Year	Subject	ECTS	Type
Compulsory (CO)	1,500	1º	Pathogenesis of HPV and Immune Response: Intraepithelial Neoplasia	150	CO
Optional (OP)	0	1º	The Human Papillomavirus: Characteristics and Epidemiology	150	CO
External Work Placement (WP)	0	1º	Primary Prevention: Preventative Vaccines for Cervical Cancer	150	CO
Master's Degree Thesis (MDT)	0	1º	Cervical Cancer Screening	150	CO
Total	1,500	1º	Dealing with Abnormal Screening Results	150	CO
		1º	Colposcopy	150	CO
		1º	Therapeutic Vaccines for Cervical Cancer	150	CO
		1º	Effect of HPV on the Anus and Perianal Area	150	CO
		1º	Effect of HPV on the Oropharynx	150	CO
		1º	Effect of HPV on the External Genitals	150	CO
		1º	Cervical Cancer (CC)	150	CO
		1º	Psychological Impact of HPV Infection	150	CO
		1º	Special Conditions in HPV Infection	150	CO

*Apostille Convention. In the event that the student wishes to have their paper diploma issued with an apostille, TECH Global University will make the necessary arrangements to obtain it, at an additional cost.

future
health confidence people
education information tutors
guarantee accreditation teaching
institutions technology learning
community commitment
personalized service innovation
knowledge present quality
online learning
development languages
virtual classroom



Hybrid Executive Master's Degree Lower Genital Tract Disease and HPV

Modality: Hybrid (Online + Clinical Internship)

Duration: 12 months.

Certificate: TECH Global University

Credits: 60 + 4 ECTS

Hybrid Executive Master's Degree

Lower Genital Tract Disease
and HPV

