

Postgraduate Certificate

Aesthetic and Regenerative Gynecology





Postgraduate Certificate Aesthetic and Regenerative Gynecology

- » Modality: online
- » Duration: 6 weeks
- » Certificate: TECH Global University
- » Credits: 4 ECTS
- » Schedule: at your own pace
- » Exams: online

Website: www.techitute.com/us/medicine/postgraduate-certificate/aesthetic-regenerative-gynecology

Index

01

Introduction

p. 4

02

Objectives

p. 8

03

Course Management

p. 12

04

Structure and Content

p. 18

05

Methodology

p. 22

06

Certificate

p. 30

01

Introduction

Aesthetic and Regenerative Gynecology is of vital importance to improve the quality of life of women, especially in the field of sexual health, since childbirth, cancer treatments or even menopause can bring associated side effects that affect women, not only physically, but also psychologically.



“

The importance of image and aesthetics in today's world makes this Postgraduate Certificate an essential program for professionals in the sector”

Aesthetic, Regenerative and Functional Gynecology is a booming specialty from the point of view of demand. Women are no longer resigned to suffer the symptoms of pathologies caused by different life stages or physical and psychological processes, in silence, whether they stem from the postpartum period, the menopause or an oncological process.

In the 21st century consultation room, patients will require assistance in this area more and more frequently so professional development on this discipline is essential to manage and advise on their issues.

The Postgraduate Certificate in Aesthetic and Regenerative Gynecology is a program designed to provide physicians with essential knowledge to work in this area. It brings an extra dimension to working life and opens the door to an area of growing demand in healthcare.

This **Postgraduate Certificate in Aesthetic and Regenerative Gynecology** contains the most complete and up-to-date scientific program on the market. The most important features include:

- ♦ The development of practical cases presented by experts in Aesthetic and Regenerative Gynecology
- ♦ The graphic, schematic, and practical contents with which they are created, provide scientific and practical information on the disciplines that are essential for professional practice
- ♦ The latest developments in Aesthetic and Regenerative Gynecology
- ♦ Practical exercises where the self-assessment process can be carried out to improve learning
- ♦ Special emphasis on innovative methodologies in Aesthetic and Regenerative Gynecology
- ♦ Theoretical lessons, questions to the expert, debate forums on controversial topics, and individual reflection assignments
- ♦ Content that is accessible from any fixed or portable device with an internet connection



Expand your knowledge through this Postgraduate Certificate in Aesthetic and Regenerative Gynecology, which will allow you to work towards excellence in this field"

“

This Postgraduate Certificate is the best investment you can make when selecting a refresher program, for two reasons: in addition to updating your knowledge in Aesthetic and Regenerative Gynecology, you will obtain a Postgraduate Certificate from TECH Technological University"


The teaching staff includes professionals from the field of Aesthetic Medicine, who bring their experience to this program, as well as renowned specialists from leading societies and prestigious universities.

The multimedia content, developed with the latest educational technology, will provide the professional with situated and contextual learning, i.e., a simulated environment that will provide immersive education programmed to learn in real situations.

This program's design focuses on Problem-Based Learning, through which doctors must try to solve the different professional practice situations that arise during the academic year. To do this, they will be assisted by an innovative interactive video system created by renowned and experienced experts in the field of Aesthetic and Regenerative Gynecology.

Do not hesitate to take this educational program with us. You will find the best teaching material with virtual lessons.

This 100% online Postgraduate Certificate will allow you to balance your studies with your professional work while increasing your knowledge in this field.



02 Objectives

The Postgraduate Certificate in Aesthetic and Regenerative Gynecology is aimed at facilitating professional practice with the latest advances and newest treatments in the sector.





“

Thanks to this Postgraduate Certificate you will be able to specialize in Aesthetic and Regenerative Gynecology, and learn about the latest advances in the field"

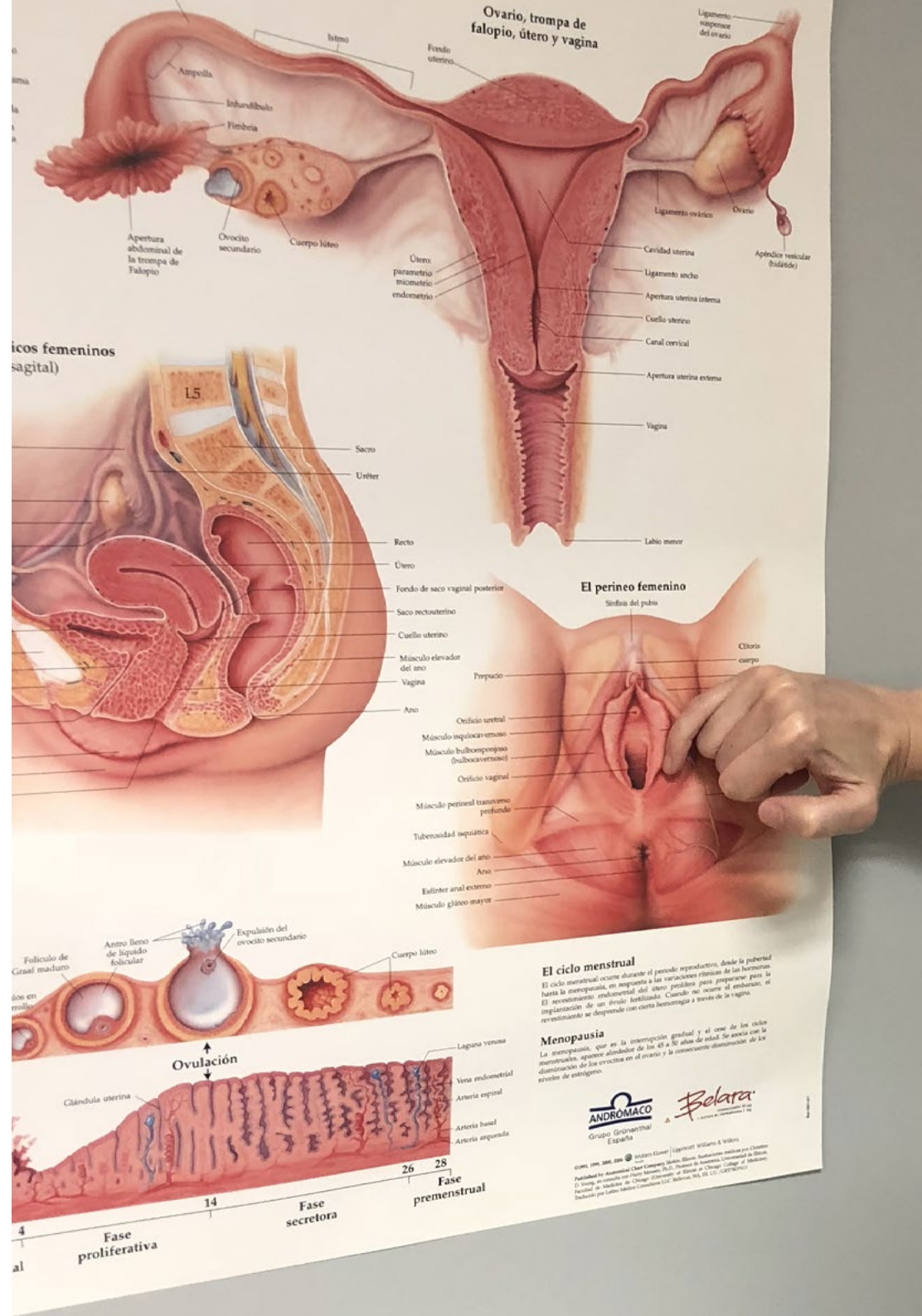


General Objectives

- ♦ Gain knowledge of all anti-aging modalities and aesthetic treatments, incorporating the necessary tools to exercise this specialty in their daily practice
- ♦ Learn how to control, delay and prevent the aging that exists today



A complete program that will help you keep up-to-date with the latest developments in Aesthetic and Regenerative Gynecology”





Specific Objectives

- ♦ Address sexual dysfunctions
- ♦ Learn how to perform genital regenerative treatments
- ♦ Understand the female anatomy to understand how to manage physical alterations after childbirth, menopause or an oncological process, for example

03

Course Management

The program includes in its teaching staff reference experts in Aesthetic Medicine, who pour into this training the experience of their work. Additionally, other recognized experts have participated in its design and preparation, complementing the program in an interdisciplinary manner.



“

*The leading experts in Aesthetic Medicine
have joined forces to share with you all their
knowledge in this field"*

Address



Dr. Mosquera González, Margarita

- Medical Director of the Integral Aesthetic Medicine Department. C&M Clinic, Rivas. Madrid
- Specialist in the Preventive Medicine Unit at the Fundación Alcorcón University Hospital
- Specialist in Aesthetic and Antiaging Medicine



Dr. Lacosta Esclapez, Pilar

- ♦ Head of the Lipedema Unit Aesthetic Medicine Department, Viamed Hospitals
- ♦ Head of the Department of Oncological Aesthetic Medicine at the Plastic Surgery Clinic of Dr. Granado Tiogonce
- ♦ Head of the Unit of Quality of Life of the Oncology Patient
- ♦ Aesthetic Physician at Nuestra Señora de La Paloma Hospital
- ♦ Aesthetic Physician at Pilar Lacosta Clinic
- ♦ Medical Director of the Sergesa Center for Dependence
- ♦ Director of the oncological aesthetic medicine unit at Dr. Granado's clinic in Pozuelo de Alarcón
- ♦ Medical Director of Dr. Pilar Lacosta en Boadilla del Monte
- ♦ Some societies to which she belongs, Member of the Board of Directors of the group of experts in aesthetic medicine in oncological patients (GEMEON), SEMNO (Spanish Society of Nutrition and Orthomolecular Medicine), SEME (Spanish Society of Aesthetic Oncological Medicine)

Professors

Dr. Martínez Morón, Victoria

- Pelvic Floor Unit Coordinator. Fundación Alcorcón University Hospital
- Member of the Spanish Society of Gynecology and Obstetrics
- Vice President of the Spanish Society of Aesthetic, Regenerative and Functional Gynecology
- Head of Gynecological Laser Unit at Multilaser Clinic Madrid
- Head of Regenerative and Functional Gynecology Unit at Mediestetic Clinics
- Head of the Gynecological Laser and Intimate Health Unit at the Palacios Institute



“

Our teaching team will provide you with all their knowledge so that you are up to date with the latest information on the subject"

04

Structure and Content

The structure of the content has been designed by the best professionals in the Aesthetic Medicine sector, with extensive experience and recognized prestige in the profession, backed by the volume of cases reviewed, studied, and diagnosed, and with extensive knowledge of new technologies applied to teaching.



“

This Postgraduate Certificate in Aesthetic and Regenerative Gynecology is the most complete and up-to-date scientific program on the market”

Module 1. Aesthetic and Regenerative Gynecology

- 1.1. Anatomy
 - 1.1.1. Vulva. Histology, Anatomy and Relationships
 - 1.1.2. Vagina. Histology, Anatomy and Relationships
 - 1.1.3. Female Pelvic Floor Anatomy
 - 1.1.3.1. Muscular Structures
 - 1.1.3.2. Urogenital Diaphragm
 - 1.1.3.3. Superficial and Deep Perineum
 - 1.1.3.4. Vasculonervous Relations of the Lesser Pelvis
 - 1.1.3.5. Anatomy of the Clitoris
- 1.2. Treatment of Anatomical Alterations
 - 1.2.1. Mons Pubis. Mons Pubis Reduction: Liposuction, Laser Lipolysis. Mount Venus Augmentation: Fillers (Fat, *Fillers*)
 - 1.2.2. Labia Minora. Classification of Anatomical Defects. Types of Labiaplasty. Pre and Post-Operative Recommendations.
 - 1.2.3. Labia Majora. Classification of Anatomical Defects. Surgical Techniques
 - 1.2.4. Vaginal Introitus and Hymen Classification and Etiology of Introitus Pathology. Hymen Pathology (Rigid Hymen, Imperforate Hymen). Surgical Treatment
 - 1.2.5. Vaginal Introitus. Pathology Due to Stenosis. Amplitude of the Introitus
 - 1.2.6. Superficial Perineum and Anal Musculature. Perineal Obstetric Tears. Obstetric Tears of the Anal Sphincter
 - 1.2.7. Female Genital Ablations. Social and Cultural Management. Surgical Management. Psychological Handling
- 1.3. Treatment of Vaginal Hyperlaxity Syndrome
 - 1.3.1. Definition and Aetiology
 - 1.3.2. Symptoms and Signs
 - 1.3.3. Management and Treatments
- 1.4. Management of the Genitourinary Syndrome of Menopause
 - 1.4.1. Definition and Prevalence
 - 1.4.2. Signs and Symptoms
 - 1.4.3. Alternative Treatments



- 1.5. Menopause
 - 1.5.1. Definition of Menopause
 - 1.5.2. Definition of Climacteric Syndrome
 - 1.5.3. Symptoms, Risks and Pathologies Associated with Climacteric Syndrome
 - 1.5.4. Management and Advice
 - 1.5.4.1. Lifestyle Recommendations
 - 1.5.4.2. Hormone Replacement Therapy (Indications and Contraindications) and Introduction to Bioidentical Hormones
 - 1.5.5. Sexuality in Menopause
- 1.6. Regenerative and Functional Gynecologic Pathology
 - 1.6.1. Vulvar Lichen Sclerosis
 - 1.6.1.1. Definition and Symptoms
 - 1.6.1.2. Medical Treatment and Regenerative Treatments
 - 1.6.2. Urinary Incontinence
 - 1.6.2.1. Definition, Etiology and Classification
 - 1.6.2.2. Medical Treatment
 - 1.6.2.3. Physiotherapy Treatment
 - 1.6.2.4. Surgical Treatment (Indications, Contraindications and Complications)
- 1.7. Energy-Based Devices
 - 1.7.1. Laser Technology
 - 1.7.1.1. Physical and Therapeutic Foundations
 - 1.7.1.2. Biological Effects of Thermotherapy
 - 1.7.1.3. Types of Lasers and Uses
 - 1.7.1.4. Indications and Contraindications
 - 1.7.1.5. Available Evidence
 - 1.7.1.6. Procedure
 - 1.7.2. Radiofrequency Technology
 - 1.7.2.1. Radiofrequency Technology
 - 1.7.2.2. Physical and Therapeutic Foundations
 - 1.7.2.3. Biological Effects of Radiofrequency
 - 1.7.2.4. Indications and Contraindications
 - 1.7.2.5. Procedure
 - 1.7.2.6. Available Evidence
- 1.8. Sexual Dysfunctions
 - 1.8.1. Hypoactive Desire Dysfunction (Definition)
 - 1.8.1.1. Sexological Approach
 - 1.8.1.2. Medical Treatment
 - 1.8.2. Stimulation and Orgasm Dysfunctions (Definition)
 - 1.8.2.1. Sexological Approach
 - 1.8.2.2. Medical Treatment
 - 1.8.3. Pain Dysfunctions (Definition)
 - 1.8.3.1. Vaginismus. Definition and Classification
 - 1.8.3.2. Dyspareunia. Definition and Classification
 - 1.8.3.3. Vulvodynia. Definition and Classification
 - 1.8.4. Therapeutic Approach
 - 1.8.4.1. Sexological Approach
 - 1.8.4.2. Medical Treatment: Analgesia: Antidepressant Effects of Botulinum Toxin
 - 1.8.5. Sexual Evaluation Questionnaires
- 1.9. Genital Regenerative Treatments (Alternatives)
 - 1.9.1. Platelet-Rich Plasma
 - 1.9.2. Hyaluronic Acid Application in Female Genitalia
 - 1.9.2.1. Esthetic-Medical Indications
 - 1.9.2.2. Medical-Functional Indications
 - 1.9.2.3. Complications
 - 1.9.3. Vulvo Vaginal Carboxytherapy
 - 1.9.4. Possibilities for the Use of Stem Cells in Regenerative Gynecology
- 1.10. Local Anesthesia, locoregional Anesthesia and Sedation in Cosmetic Genital Surgery
 - 1.10.1. Anesthetic Techniques in Gynecoesthetics
 - 1.10.2. Sedation
 - 1.10.3. Pudendal Nerve Block
 - 1.10.4. Local Anesthesia of Cutaneous Nerves
 - 1.10.5. General Anesthesia

05 Methodology

This academic program offers students a different way of learning. Our methodology uses a cyclical learning approach: **Relearning**.

This teaching system is used, for example, in the most prestigious medical schools in the world, and major publications such as the **New England Journal of Medicine** have considered it to be one of the most effective.



“

Discover Relearning, a system that abandons conventional linear learning, to take you through cyclical teaching systems: a way of learning that has proven to be extremely effective, especially in subjects that require memorization"

At TECH we use the Case Method

What should a professional do in a given situation? Throughout the program, students will face multiple simulated clinical cases, based on real patients, in which they will have to do research, establish hypotheses, and ultimately resolve the situation. There is an abundance of scientific evidence on the effectiveness of the method. Specialists learn better, faster, and more sustainably over time.

With TECH you will experience a way of learning that is shaking the foundations of traditional universities around the world.



According to Dr. Gervas, the clinical case is the annotated presentation of a patient, or group of patients, which becomes a "case", an example or model that illustrates some peculiar clinical component, either because of its teaching power or because of its uniqueness or rarity. It is essential that the case is based on current professional life, trying to recreate the real conditions in the physician's professional practice.

“

Did you know that this method was developed in 1912, at Harvard, for law students? The case method consisted of presenting students with real-life, complex situations for them to make decisions and justify their decisions on how to solve them. In 1924, Harvard adopted it as a standard teaching method”

The effectiveness of the method is justified by four fundamental achievements:

1. Students who follow this method not only achieve the assimilation of concepts, but also a development of their mental capacity, through exercises that evaluate real situations and the application of knowledge.
2. Learning is solidly translated into practical skills that allow the student to better integrate into the real world.
3. Ideas and concepts are understood more efficiently, given that the example situations are based on real-life.
4. Students like to feel that the effort they put into their studies is worthwhile. This then translates into a greater interest in learning and more time dedicated to working on the course.



Relearning Methodology

At TECH we enhance the case method with the best 100% online teaching methodology available: Relearning.

This university is the first in the world to combine the study of clinical cases with a 100% online learning system based on repetition, combining a minimum of 8 different elements in each lesson, a real revolution with respect to the mere study and analysis of cases.

Professionals will learn through real cases and by resolving complex situations in simulated learning environments. These simulations are developed using state-of-the-art software to facilitate immersive learning.



At the forefront of world teaching, the Relearning method has managed to improve the overall satisfaction levels of professionals who complete their studies, with respect to the quality indicators of the best online university (Columbia University).

With this methodology, more than 250,000 physicians have been trained with unprecedented success in all clinical specialties regardless of surgical load. Our pedagogical methodology is developed in a highly competitive environment, with a university student body with a strong socioeconomic profile and an average age of 43.5 years old.

Relearning will allow you to learn with less effort and better performance, involving you more in your specialization, developing a critical mindset, defending arguments, and contrasting opinions: a direct equation to success.

In our program, learning is not a linear process, but rather a spiral (learn, unlearn, forget, and re-learn). Therefore, we combine each of these elements concentrically.

The overall score obtained by TECH's learning system is 8.01, according to the highest international standards.



This program offers the best educational material, prepared with professionals in mind:



Study Material

All teaching material is produced by the specialists who teach the course, specifically for the course, so that the teaching content is highly specific and precise.

These contents are then applied to the audiovisual format, to create the TECH online working method. All this, with the latest techniques that offer high quality pieces in each and every one of the materials that are made available to the student.



Surgical Techniques and Procedures on Video

TECH introduces students to the latest techniques, the latest educational advances and to the forefront of current medical techniques. All of this in direct contact with students and explained in detail so as to aid their assimilation and understanding. And best of all, you can watch the videos as many times as you like.



Interactive Summaries

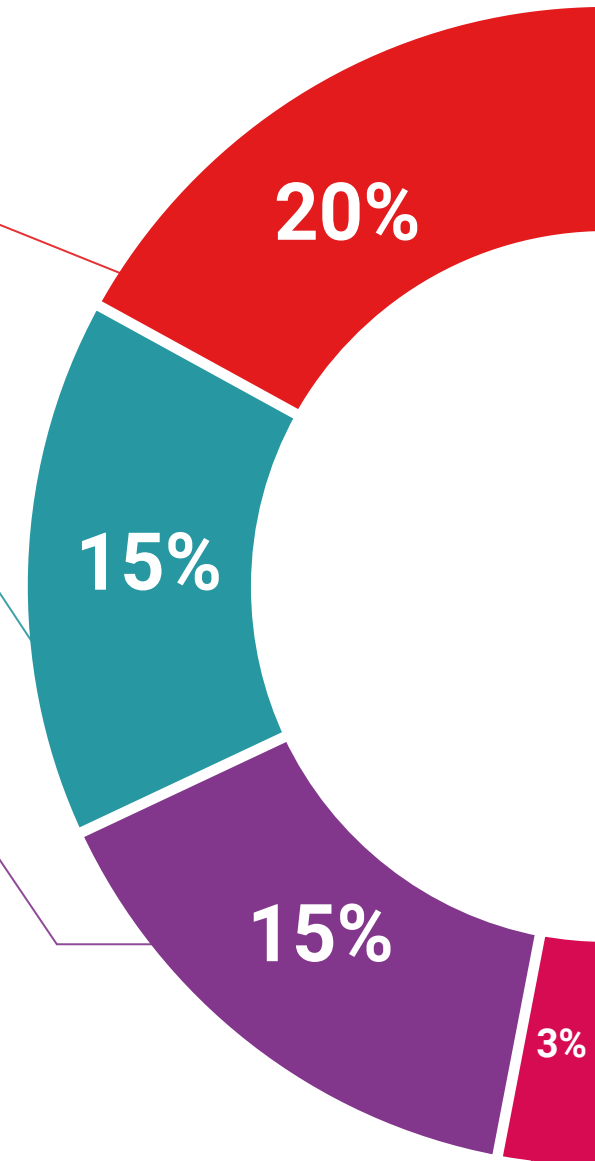
The TECH team presents the contents attractively and dynamically in multimedia lessons that include audio, videos, images, diagrams, and concept maps in order to reinforce knowledge.

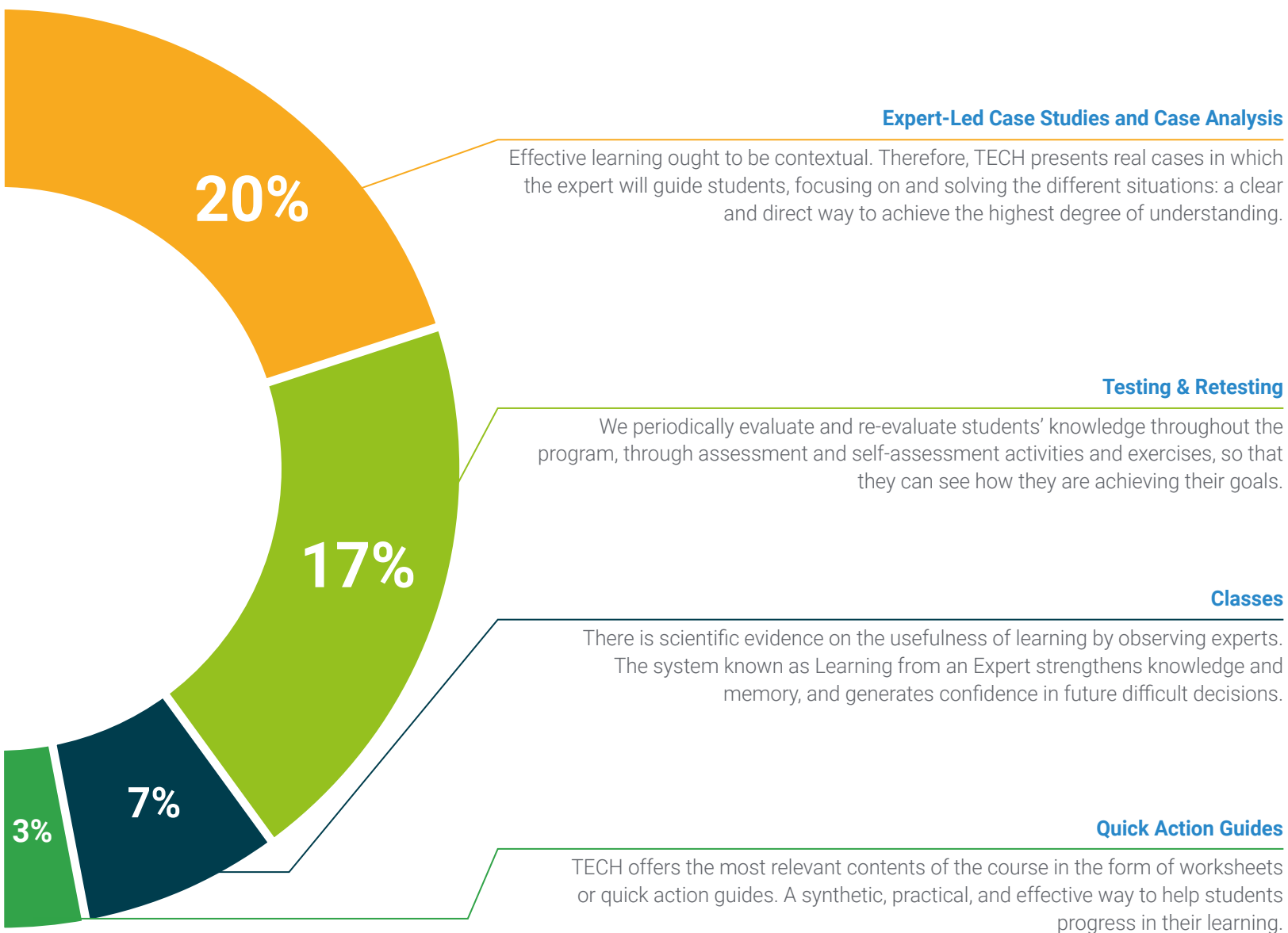
This exclusive educational system for presenting multimedia content was awarded by Microsoft as a "European Success Story".



Additional Reading

Recent articles, consensus documents and international guidelines, among others. In TECH's virtual library, students will have access to everything they need to complete their course.





06 Certificate

The Postgraduate Certificate in Aesthetic and Regenerative Gynecology guarantees students, in addition to the most rigorous and up-to-date education, access to a Postgraduate Certificate issued by TECH Global University.



“

*Successfully complete this program and
receive your university qualification without
having to travel or fill out laborious paperwork”*

This private qualification will allow you to obtain a **Postgraduate Certificate in Aesthetic and Regenerative Gynecology** endorsed by **TECH Global University**, the world's largest online university.

TECH Global University is an official European University publicly recognized by the Government of Andorra ([official bulletin](#)). Andorra is part of the European Higher Education Area (EHEA) since 2003. The EHEA is an initiative promoted by the European Union that aims to organize the international training framework and harmonize the higher education systems of the member countries of this space. The project promotes common values, the implementation of collaborative tools and strengthening its quality assurance mechanisms to enhance collaboration and mobility among students, researchers and academics.

This **TECH Global University** private qualification is a European program of continuing education and professional updating that guarantees the acquisition of competencies in its area of knowledge, providing a high curricular value to the student who completes the program.

Title: **Postgraduate Certificate in Aesthetic and Regenerative Gynecology**

Modality: **online**

Duration: **6 weeks**

Accreditation: **6 ECTS**





Postgraduate Certificate
Aesthetic and Regenerative
Gynecology

- » Modality: online
- » Duration: 6 weeks
- » Certificate: TECH Global University
- » Credits: 4 ECTS
- » Schedule: at your own pace
- » Exams: online

Postgraduate Certificate

Aesthetic and Regenerative Gynecology

