

Postgraduate Certificate

Cervical Cancer Treatment and Management



Postgraduate Certificate Cervical Cancer Treatment and Management

- » Modality: online
- » Duration: 6 weeks
- » Certificate: TECH Global University
- » Accreditation: 6 ECTS
- » Schedule: at your own pace
- » Exams: online

Website: www.techtute.com/us/medicine/postgraduate-certificate/cervical-cancer-treatment-management



Index

01

Introduction

p. 4

02

Objectives

p. 8

03

Course Management

p. 12

04

Structure and Content

p. 20

05

Methodology

p. 24

06

Certificate

p. 32

01

Introduction

In order to combat cervical cancer, professionals must have a good understanding of its treatment and management and be able to formulate care plans based on the latest scientific findings. To master these advances, specialists need continuous professional development, allowing them to provide excellent clinical care and guarantee the safety of their patients.



“

New advances in gynecologic oncology drive us to develop new programs that meet the real needs of experienced professionals, so that they can incorporate new advances into their daily practice”

Cervical cancer is the most common tumor for women of reproductive age and one of the most common globally in developing countries. This makes this disease a major public health concern.

Furthermore, cervical cancer is one of the only cancers that can be effectively prevented primarily through the use of prophylactic vaccines and secondarily through *screening* techniques such as cervical cytology and HPV detection.

It is necessary for the specialist physician to be up-to-date in the main aspects of cervical cancer management and therapeutics, since the breadth and specificity of advances that are constantly being published and discovered about cervical cancer must be transferred to daily medical practice.

This program is aimed at providing the professional with an update on the management and the entire therapeutic process of female cervical tumor pathology.

This **Postgraduate Certificate in Cervical Cancer Treatment and Management** contains the most complete and up-to-date scientific program on the market. Its most notable features are:

- The examination of clinical cases, presented by specialists in gynecologic oncology and other disciplines: The graphic, schematic, and practical contents with which they are created, provide scientific and practical information on the disciplines that are essential for professional practice
- An update on the approach to cervical cancer
- Therapeutics techniques and procedures for cervical cancer
- An algorithm-based interactive learning system for decision-making in the clinical situations presented throughout the course.
- All of this will be complemented by theoretical lessons, questions to the expert, debate forums on controversial topics, and individual reflection assignments.
- Content that is accessible from any fixed or portable device with an Internet connection



You will be able to learn about the latest advances in Cervical Cancer Treatment and Management using the latest educational technology"

“ *This Postgraduate Certificate may be the best investment you can make when selecting a refresher program, for two reasons: in addition to updating your knowledge of Cervical Cancer Treatment and Management, you will obtain a diploma issued by TECH Global University*”

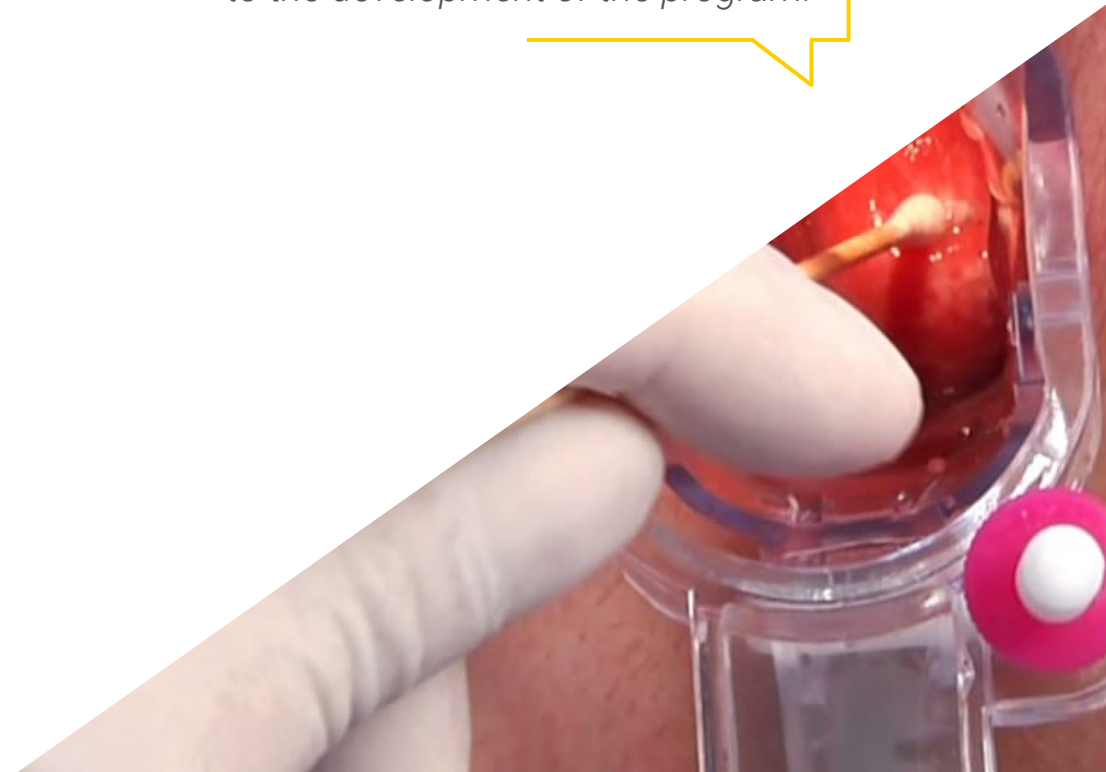
Incorporate the latest developments in Cervical Cancer Treatment and Management into your medical practice and improve patient prognosis.

It includes clinical cases and real images in high definition to bring clinical practice as close as possible to the development of the program.

The teaching staff includes a team of leading gynecologists who bring their professional experience to this program, in addition to renowned specialists in other medical areas.

The multimedia content developed with the latest educational technology will provide the physician with situated and contextual learning, i.e., a simulated environment that will provide immersive training programmed to train in real situations.

This program is designed around Problem-Based Learning, whereby the specialist must try to solve the different professional practice situations that arise throughout the program. To do this, you will be assisted by an innovative, interactive video system created by renowned and experienced experts in the field of gynecologic oncology with extensive teaching experience.



02 Objectives

The main objective is oriented to allow the incorporation of the advances that are taking place in the approach to cervical cancer, ensuring that the specialist can update their knowledge in a practical way, with the latest educational technology and adapting the educational process to their real needs.





“

This refresher program will provide you with the skills required for confident decision-making during the diagnostic process, and will help you to grow professionally"



General Objective

- Update the specialist on treatments for cervical oncology, reviewing the molecular basis of carcinogenesis, its development and the production of metastasis in the affected patient.

“

Seize this opportunity and take the next step to get up to date on the most important aspects of Cervical Cancer Treatment and Management”





Specific Objectives

- ♦ Recognize and understand the molecular bases of carcinogenesis as well as its development and metastasis production
- ♦ Define the basis of cellular growth regulation.
- ♦ Understand the role of carcinogens in the formation of genital cancer.
- ♦ Gain up-to-date knowledge of cancer genetics.
- ♦ Understand the cellular mechanisms of programmed cell death and apoptosis and their relationship and activity with malignant pathology
- ♦ Interpret the mechanisms of cancer production and distant metastasis at a molecular level.
- ♦ Identify the origins of genetic alterations that provoke cancer.
- ♦ Identify the epigenetic changes and oncogenes related with genital tract tumor pathology
- ♦ Explain the mechanisms tumor neoformation in blood vessels.
- ♦ Recognize respiratory symptomatology, such as that caused by pleural effusion, in the treatment of gynecologic cancer.
- ♦ Classify and treat cervical cancers in the most appropriate way.
- ♦ Know the risk factors for contracting the human papillomavirus
- ♦ Review the application of techniques for early diagnosis of cervical cancer and hereditary-familial diseases affecting the cervix
- ♦ Evaluate the role of FIGO and TNM classification in cervical cancer and its prognostic role.
- ♦ Revise the different invasive surgical techniques for cervical cancer, especially the different types of radical hysterectomy with or without nerve preservation
- ♦ Identify the indications of chemotherapy and radiotherapy in cervical cancer.
- ♦ Gain up-to-date knowledge of the invasive cervical adenocarcinoma and adenocarcinoma in situ.

03

Course Management

Including renowned international directors, all the content of this program is focused on the most current clinical practice. In this way, the specialist will have access to a privileged teaching content, enriched with a multitude of real examples and practical cases analyzed. In this way, the most outstanding advances in Gynecologic Oncology can be incorporated into daily practice, endorsed by recognized experts with multiple recognitions and accumulated clinical merits.





“

*Get up-to-date with the latest
advances in Gynecologic Oncology,
supported by the experience of
leading specialists in the field"*

International Guest Director

A pioneer in the use of **CD8+ T Cells** as a therapeutic tool for various **Viral Infections**, Dr. Otto Yang is a prestigious **Physician** highly specialized in **Cellular Immunology**. In addition, he has led multiple **scientific research** projects that have laid the groundwork for the development of innovative therapies and even vaccines.

In this sense, he has worked in health institutions of international reference such as **UCLA Health** in California. In this way, his work has been focused on the creation and implementation of modern treatments to manage conditions related to **HIV, AIDS or cancer**. Thanks to this, he has driven advances in the design of personalized immunological treatments adapted to the specific needs of each patient. As a result, he has managed to optimize the **overall well-being** of numerous patients in the long term.

Moreover, he has been a key figure in the conduct of **clinical trials** related to **COVID-19**. As such, he has conducted a variety of comprehensive analyses to evaluate the effects of therapies such as **Remdesivir, Baricitinib** and even **Monoclonal Antibodies**. Such work has been essential to identify the most effective therapeutic options and improve informed clinical decision making on a global scale in the face of the SARS-CoV-2 outbreak.

Throughout its 40-year history, its clinical excellence has been rewarded on several occasions in the form of **awards**. An example of this is the award he received from the American Association of Immunologists for his **CAR-T therapies** for the treatment of **leukemias**. In his strong commitment to advancing healthcare, he has led a wide range of projects that have received more than 30 million dollars in funding. These achievements reflect his strategic leadership in generating cutting-edge solutions that bring tangible value to society.



Dr. Yang, Otto

- Chief of the Division of Infectious Diseases at UCLA Health in California, United States
- Founder and Chief Medical Officer of CDR3 Therapeutics, California
- Director of Scientific Research at AIDS Healthcare Foundation, Los Angeles, Los Angeles
- Research Scientist with over 170 published papers
- Scientific Director of Ozymia, Los Angeles
- HIV Physician at MCI-Cedar Junction, Massachusetts
- Infectious Diseases Internship at Harvard Medical School
- Internal Medicine Residency at Bellevue Hospital, New York
- M.D. from Brown University
- Member of: Board of Directors at California Applied Medicine and Frontida Electronic Health Records Software

“

Thanks to TECH, you will be able to learn with the best professionals in the world”


International Guest Director

Dr. Allan Covens is an international eminence in the field of **Gynecologic Oncology**. Throughout his distinguished professional career, the Postgraduate Diploma has investigated **germ cell tumors, Gestational Trophoblastic Disease, Cervical Cancer**, as well as radical and reconstructive surgical techniques. In particular, he is a reference for his medical innovations that, after different types of surgeries, aim at preserving the fertility of patients. Thanks to these contributions, he has accumulated more than 32 awards and grants.

In addition, this eminent specialist has performed **live interventions in several continents**, also taking his medical contributions to nearly 30 countries around the world through lectures. He is also the author of more than 135 peer-reviewed publications and has participated in 16 textbooks on Gynecologic Oncology. Another of his works is a DVD/book on **advanced laparoscopic techniques** in this field of women's health.

In turn, Dr. Covens has chaired the **Division of Gynecologic Oncology at the University of Toronto and Sunnybrook Health Sciences Centre**. At the latter institution, he directed his fellowship to train potential scientists for 13 years. He also serves on the board of the Global Curriculum Review Committee and coordinates the Rare Tumor Committee. He is also a member of MAGIC, a **multidisciplinary team developing protocols for malignant germ cell tumors**.

In addition, this distinguished scientist is on the **editorial board of the journal Cancer** and reviews articles for **Lancet Oncology, Gynecologic Oncology, International Journal of Gynecologic Cancer**, among many other specialized publications.



Dr. Covens, Allan

- Director of the Division of Gynecologic Oncology at the University of Toronto.
 - Advisor to Moi University, Eldoret, Kenya.
 - Past President of the International Gynecologic Cancer Society (IGCS)
 - Advisor to the Editorial Board of the journal Cancer
 - Specialist in Obstetrics and Gynecology from the University of Western Ontario
 - Medical Degree from the University of Toronto
 - Research Fellowship in Gynecologic Oncology at the University of Toronto
 - McMaster's Degree in Gynecologic Oncology
- Member of: Rare Tumor Committee, Gynecology, Cervical and Gestational Trophoblastic Committee of the NRG Postgraduate Certificate in Treatment and Management of Uterine Sarcoma



Thanks to TECH, you will be able to learn with the best professionals in the world"

International Guest Director

As one of the pioneer surgeons in Brazil by introducing advanced techniques of Laparoscopic Oncologic Surgery in Paraná, Dr. Reitan Ribeiro is one of the most prolific figures in this specialty. So much so that he has even received recognition as an honorary citizen of the city of Curitiba, highlighting his work in the creation and development of the technique of Uterine Transposition.

The IJGC, International Journal of Gynecologic Cancer, has also recognized the outstanding work of Dr. Reitan Ribeiro. His publications on Uterine Robotic Transposition in Cervical Cancer, Uterine Transposition after Radical Trachelectomy and directed research in the technique of Uterine Transposition for patients with gynecological cancers who want to preserve fertility are highlighted. He has received the national award for medical innovation for his research in the field of Uterine Transposition, highlighting these advances in the preservation of the patient's fertility.

His professional career is not without success, as he holds numerous positions of responsibility in the prestigious Erasto Gaertner Hospital. He directs the research program in Gynecologic Oncology of this center, being also director of the Fellowship program in this specialty, in addition to coordinating the training program in Robotic Surgery focused on Gynecologic Oncology.

At the academic level, he has completed internships at numerous prestigious centers, including Memorial Sloan Kettering Cancer Center, McGill University and the National Cancer Institute of Brazil. He balances his clinical responsibilities with consulting work for leading medical and pharmaceutical companies, mainly Johnson & Johnson and Merck Sharp & Dohme.



Dr. Ribeiro, Reitan

- Research Director, Gynecologic Oncology Department - Erasto Gaertner Hospital - Brazil
- Director of the Fellowship Program in Gynecologic Oncology at the Erasto Gaertner Hospital.
- Director of the Robotic Surgery Training Program of the Gynecologic Oncology Department of the Erasto Gaertner Hospital.
- Senior Surgeon in the Department of Gynecologic Oncology, Erastus Gaertner Hospital.
- Director of the Resident Oncologist Program at the Erasto Gaertner Hospital.
- Consultant at Johnson & Johnson and Merck Sharp & Dohme
- Degree in Medicine at the Federal University of Porto Alegre
- Fellowship in Gynecologic Oncologic Surgery at Memorial Sloan Kettering Cancer Center
- Fellowship in Minimally Invasive Surgery, McGill University
- Internships at Governador Celso Ramos Hospital, National Cancer Institute of Brazil and Erasto Gaertner Hospital.
- Certification in Oncologic Surgery by the Oncologic Surgery Society of Brazil.



Thanks to TECH you will be able to learn with the best professionals in the world"

04

Structure and Content

The syllabus has been designed by a team of professionals aware of the importance of up-to-date medical education on the diagnosis of cervical cancer, and are committed to excellent teaching using new educational technologies.



“

This Postgraduate Certificate in Cervical Cancer Treatment and Management contains the most complete and up-to-date scientific program on the market”

Module 1. Biological Basis of Cancer

- 1.1. Cell Growth Regulation
- 1.2. Carcinogenesis and Carcinogens
- 1.3. Genetics of Cancer
- 1.4. Mechanisms of Apoptosis and Programmed Cell Death
- 1.5. Molecular Mechanisms of Cancer Production and Metastasis
- 1.6. Origin of Genetic Alterations
- 1.7. Epigenetic Changes and Oncogenes
- 1.8. Angiogenesis

Module 2. Cervical Cancer II

- 2.1. Treatment of Cervical Intraepithelial Neoplasia (CIN)
 - 2.1.1. CIN Surgery
 - 2.1.2. CIN Immunotherapy
- 2.2. Invasive Treatment of Cervical Cancer
 - 2.2.1. Radical Hysterectomy with Nerve Preservation
 - 2.2.2. Less Radical Hysterectomy
 - 2.2.3. Radical Endoscopic Hysterectomy
 - 2.2.4. Selective Sentinel Node Biopsy
 - 2.2.5. Para-Aortic Advanced Stage Lymphadenectomy Staging
- 2.3. Radiotherapy and Chemotherapy
 - 2.3.1. Concurrent Chemoradiotherapy
 - 2.3.2. Enhanced Radiation Therapy Treatment Modalities
 - 2.3.3. Chemotherapy Modalities in Concurrent Treatment
 - 2.3.4. Preoperative Chemoradiotherapy
 - 2.3.5. Adjuvant Therapy after a Radical Hysterectomy
 - 2.3.6. Neoadjuvant Chemotherapy
 - 2.3.7. Adjuvant Therapy after Neoadjuvant and Previous Surgery





- 2.4. Treatment of Metastasis, Recurrent or Persistent Disease
 - 2.4.1. Surgical Management
 - 2.4.2. Chemotherapy
- 2.5. Management of Cervical Adenocarcinoma
 - 2.5.1. Adenocarcinoma in Situ (AIS)
 - 2.5.2. Comparison Between Squamous Cell Carcinomas and Adenocarcinomas
 - 2.5.3. Surgery vs. Radiotherapy in Invasive Adenocarcinoma
 - 2.5.4. Chemotherapy
- 2.6. Monitoring



*A unique, key, and decisive
educational experience to boost
your professional development"*

05 Methodology

This academic program offers students a different way of learning. Our methodology uses a cyclical learning approach: **Relearning**.

This teaching system is used, for example, in the most prestigious medical schools in the world, and major publications such as the **New England Journal of Medicine** have considered it to be one of the most effective.



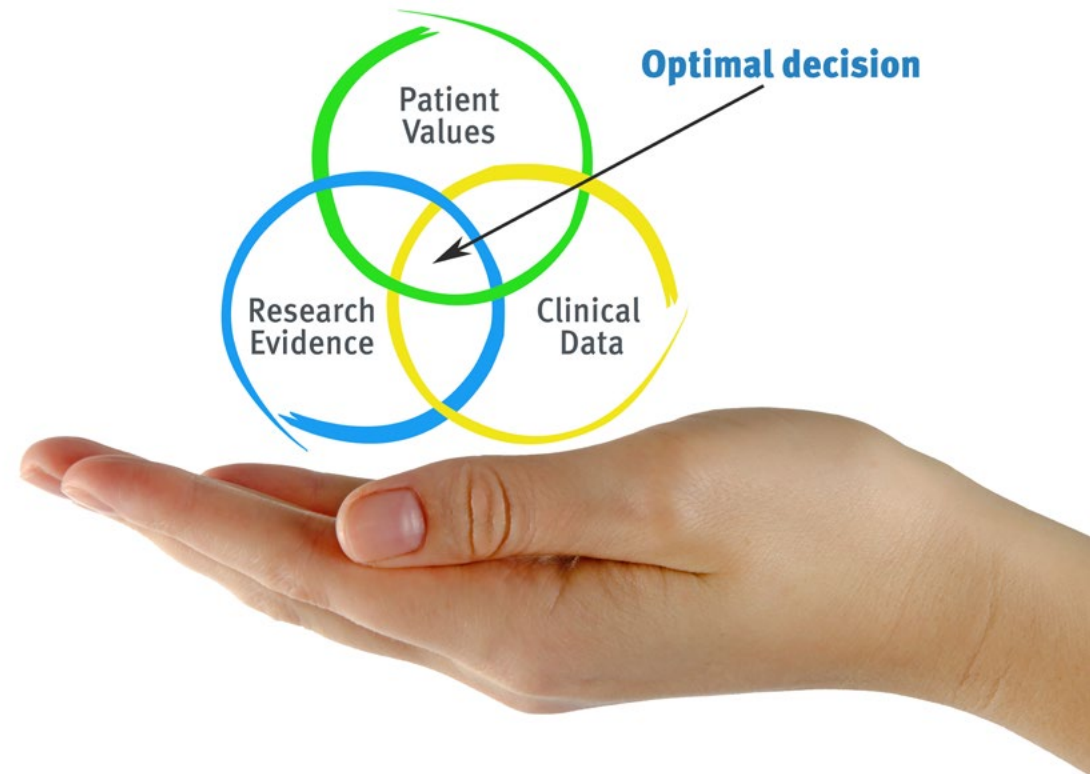
“

Discover Relearning, a system that abandons conventional linear learning, to take you through cyclical teaching systems: a way of learning that has proven to be extremely effective, especially in subjects that require memorization"

At TECH we use the Case Method

What should a professional do in a given situation? Throughout the program, students will face multiple simulated clinical cases, based on real patients, in which they will have to do research, establish hypotheses, and ultimately resolve the situation. There is an abundance of scientific evidence on the effectiveness of the method. Specialists learn better, faster, and more sustainably over time.

With TECH you will experience a way of learning that is shaking the foundations of traditional universities around the world.



According to Dr. Gervas, the clinical case is the annotated presentation of a patient, or group of patients, which becomes a "case", an example or model that illustrates some peculiar clinical component, either because of its teaching power or because of its uniqueness or rarity. It is essential that the case is based on current professional life, trying to recreate the real conditions in the physician's professional practice.

“

Did you know that this method was developed in 1912, at Harvard, for law students? The case method consisted of presenting students with real-life, complex situations for them to make decisions and justify their decisions on how to solve them. In 1924, Harvard adopted it as a standard teaching method”

The effectiveness of the method is justified by four fundamental achievements:

1. Students who follow this method not only achieve the assimilation of concepts, but also a development of their mental capacity, through exercises that evaluate real situations and the application of knowledge.
2. Learning is solidly translated into practical skills that allow the student to better integrate into the real world.
3. Ideas and concepts are understood more efficiently, given that the example situations are based on real-life.
4. Students like to feel that the effort they put into their studies is worthwhile. This then translates into a greater interest in learning and more time dedicated to working on the course.



Relearning Methodology

At TECH we enhance the case method with the best 100% online teaching methodology available: Relearning.

This university is the first in the world to combine the study of clinical cases with a 100% online learning system based on repetition, combining a minimum of 8 different elements in each lesson, a real revolution with respect to the mere study and analysis of cases.

Professionals will learn through real cases and by resolving complex situations in simulated learning environments. These simulations are developed using state-of-the-art software to facilitate immersive learning.



At the forefront of world teaching, the Relearning method has managed to improve the overall satisfaction levels of professionals who complete their studies, with respect to the quality indicators of the best online university (Columbia University).

With this methodology, more than 250,000 physicians have been trained with unprecedented success in all clinical specialties regardless of surgical load. Our pedagogical methodology is developed in a highly competitive environment, with a university student body with a strong socioeconomic profile and an average age of 43.5 years old.

Relearning will allow you to learn with less effort and better performance, involving you more in your specialization, developing a critical mindset, defending arguments, and contrasting opinions: a direct equation to success.

In our program, learning is not a linear process, but rather a spiral (learn, unlearn, forget, and re-learn). Therefore, we combine each of these elements concentrically.

The overall score obtained by TECH's learning system is 8.01, according to the highest international standards.



This program offers the best educational material, prepared with professionals in mind:



Study Material

All teaching material is produced by the specialists who teach the course, specifically for the course, so that the teaching content is highly specific and precise.

These contents are then applied to the audiovisual format, to create the TECH online working method. All this, with the latest techniques that offer high quality pieces in each and every one of the materials that are made available to the student.



Surgical Techniques and Procedures on Video

TECH introduces students to the latest techniques, the latest educational advances and to the forefront of current medical techniques. All of this in direct contact with students and explained in detail so as to aid their assimilation and understanding. And best of all, you can watch the videos as many times as you like.



Interactive Summaries

The TECH team presents the contents attractively and dynamically in multimedia lessons that include audio, videos, images, diagrams, and concept maps in order to reinforce knowledge.

This exclusive educational system for presenting multimedia content was awarded by Microsoft as a "European Success Story".



Additional Reading

Recent articles, consensus documents and international guidelines, among others. In TECH's virtual library, students will have access to everything they need to complete their course.





06 Certificate

The Postgraduate Certificate in Cervical Cancer Treatment and Management guarantees students, in addition to the most rigorous and up-to-date education, access to a Postgraduate Certificate issued by TECH Global University.



“

Successfully complete this program and receive your university qualification without having to travel or fill out laborious paperwork”

This private qualification will allow you to obtain a **Postgraduate Certificate in Cervical Cancer Treatment and Management** endorsed by **TECH Global University**, the world's largest online university.

TECH Global University is an official European University publicly recognized by the Government of Andorra ([official bulletin](#)). Andorra is part of the European Higher Education Area (EHEA) since 2003. The EHEA is an initiative promoted by the European Union that aims to organize the international training framework and harmonize the higher education systems of the member countries of this space. The project promotes common values, the implementation of collaborative tools and strengthening its quality assurance mechanisms to enhance collaboration and mobility among students, researchers and academics.

This **TECH Global University** private qualification is a European program of continuing education and professional updating that guarantees the acquisition of competencies in its area of knowledge, providing a high curricular value to the student who completes the program.

Title: **Postgraduate Certificate in Cervical Cancer Treatment and Management**

Modality: **online**

Duration: **6 weeks**

Accreditation: **6 ECTS**



future
health confidence people
education information tutors
guarantee accreditation teaching
institutions technology learning
community commitment
personalized service innovation
knowledge present
development languages
virtual classroom



Postgraduate Certificate
Cervical Cancer Treatment
and Management

- » Modality: online
- » Duration: 6 weeks
- » Certificate: TECH Global University
- » Accreditation: 6 ECTS
- » Schedule: at your own pace
- » Exams: online

Postgraduate Certificate

Cervical Cancer Treatment and Management

