



Postgraduate Certificate Creating the Plot

- » Modality: online
- » Duration: 6 weeks
- » Certificate: TECH Technological University
- » Dedication: 16h/week
- » Schedule: at your own pace
- » Exams: online

Website: www.techtitute.com/pk/journalism-communication/postgraduate-certificate/creating-plot

Index

01

Introduction

p. 4

02

Objectives

p. 8

03

Structure and Content

p. 12

04

Methodology

p. 16

05

Certificate

p. 24

01

Introduction

The plot of a film or series is a fundamental part of the production, because only an attractive plot will engage viewers. This also makes it one of the most difficult parts of fiction to create, so it is necessary for professionals to improve their skills in its elaboration.



STUDIOS

SCENE

TAKE

DATE

PROD CO



“

Creating the plot is a crucial and complicated task in audiovisual script writing, so it is important to acquire as much knowledge as possible in this field”

To create a plot, it is necessary to acquire different competencies that allow the idea to be put into practice and make it work. Updating in this field is necessary, even if the scriptwriter's basic training is deep or highly experienced, because only specialization will help you achieve success. In addition, it is not only enough to know the fundamentals of the processes that must be carried out for the creation of a plot, but it is also important that the three parts of the plot (beginning, middle and end) have the precise characteristics so that the viewer does not want to stop watching the screen.

The syllabus of this course focuses on plot structure, starting from the origins and structure of the script to the moment of plot creation, its elements and delimitations. Likewise, the professional will be able to delve into the history of this process, in which the American and European currents will be shown. Another important part of this course is the study of screenwriting software.

This program is the most complete on the market and is aimed at the professional plot creator to reach a superior level of performance, based on the fundamentals and the latest trends in the development of audiovisual scripts. Take advantage of the opportunity and take this training in a 100% online format, which will allow you to continue growing in your career as a screenwriter without leaving aside the rest of your responsibilities.

This **Postgraduate Certificate in Creating the Plot** has the most complete and up-to-date academic program on the market. The most important features of the program include:

- ♦ Developing practical cases presented by experts in Audiovisual Screenwriting
- ♦ The graphic, schematic, and eminently practical contents with which they are created provide scientific and practical information on the disciplines that are essential for professional practice.
- ♦ New developments in the creation of stories, taking into account the latest social trends and advances in multimedia formats.
- ♦ Practical exercises where self-assessment can be used to improve learning.
- ♦ Special emphasis on plot creation
- ♦ Algorithm-based interactive learning system for decision-making in situations focused on creating the plot
- ♦ Theoretical lessons, questions to the expert, debate forums on controversial topics, and individual reflection assignments
- ♦ Content that is accessible from any fixed or portable device with an Internet connection



This program will allow you to enhance your skills and become the best plot creator"

“

Work with the best scriptwriters and teaching professionals in this Postgraduate Certificate with excellent curricular value”

The teaching staff includes professionals from the field of audiovisual script production, who bring their experience to this training program, as well as renowned specialists from leading societies and prestigious universities.

The multimedia content, developed with the latest educational technology, will provide the professional with situated and contextual learning, i.e., a simulated environment that will provide immersive training programmed to train in real situations.

This program is designed around Problem Based Learning, whereby the professional must try to solve the different professional practice situations that arise during the academic year. To do so, the student will be assisted by an innovative interactive video system created by renowned and experienced experts in the field of plot creation.

Don't miss the opportunity to increase your competence in creating the plot for audiovisual productions

Learn about the latest trends in the entertainment industry and update your knowledge in creating the plot



02

Objectives

This Postgraduate Certificate is aimed at professional audiovisual screenwriters, so that they can acquire the necessary tools to develop in the field, learning about the latest trends and delving into the issues that are at the forefront of this branch of knowledge. Only with the proper preparation, the scriptwriter will be able to capture what he wants in a serial format.





“

The Postgraduate Certificate in Creating the Plot will allow you to create and adapt scripts at a higher level"




General Objective

- ♦ Achieve the necessary knowledge to write the different types of scripts according to the final format of the production, either for television or internet, taking into account the construction of the character, the history of the audiovisual medium in particular from its origins to the present day.



Specific Objectives

- ♦ Study the basic concepts of plot creation: idea, synopsis, treatment, plot outline and script
- ♦ Analyze the origin and structure of the script taking into account the controlling idea, the premise, the turning point, the climax and the moralizing action
- ♦ Elaborate the plot through narrative fundamentals, information, archetype and synthesis
- ♦ List and systematize plot elements in terms of coherence, verisimilitude, genres, characters, tone, dramatic arc, plots, and treatment
- ♦ Narrow the television plot according to the needs and conditions of mass production
- ♦ Reflect on the paradigms or currents of cinematographic creation in Europe, the United States and other parts of the world
- ♦ Organize time in the narrative through alteration, disorder and fragmentation,





making use of audiovisual language resources

- ♦ Projecting dialogues together with the action in the plot according to spaces, description, pace and details
- ♦ Study and create technical, graphic and sound scripts, taking into account their elements and the most appropriate format
- ♦ Know and manage free and proprietary software screenwriting programs to improve productivity and facilitate creation with the tools available

“

Develop your skills to become a screenwriter who is at the forefront of the latest trends”

03

Structure and Content

The structure of the contents has been designed by a team of professionals in Audiovisual Screenwriting for audiovisual media, who are conscious of the importance of up-to-date training in order to be able to deepen the area of knowledge, through the use of the available tools.



“

This Postgraduate Certificate contains the most complete and updated scientific program of the academic landscape"

Module 1. Creating the Plot

- 1.1. An Introduction to the Script
 - 1.1.1. Basic Concepts
 - 1.1.1.1. Idea
 - 1.1.1.2. Synopsis
 - 1.1.1.3. Plot
 - 1.1.1.4. Treatment
 - 1.1.1.5. Scale
 - 1.1.1.6. Script
- 1.2. Origin and Structure of the Script
 - 1.2.1. Controlling Idea
 - 1.2.2. Counter Idea
 - 1.2.3. Supposed
 - 1.2.4. Turning Point
 - 1.2.5. Climax
 - 1.2.6. Moralizing Act
- 1.3. Creating the Plot
 - 1.3.1. Narrative Fundamentals
 - 1.3.1.1. Detonator
 - 1.3.1.2. Conflict
 - 1.3.1.3. Twist
 - 1.3.1.4. Resolution
 - 1.3.2. Plot and Information
 - 1.3.3. Archetypal Plot
 - 1.3.4. Synthesis
- 1.4. Elements in the Plot
 - 1.4.1. Coherence
 - 1.4.1.1. Internal
 - 1.4.1.2. External
 - 1.4.2. Likelihood
 - 1.4.3. Genres and Subgenres
 - 1.4.4. Characters
 - 1.4.5. Tone
 - 1.4.6. Dramatic Arch
 - 1.4.7. Plots, Subplots and Conclusions
 - 1.4.8. Treatment
- 1.5. Delimitations of the Television Plot
 - 1.5.1. Film Script vs. Television Script
 - 1.5.2. Requirements
 - 1.5.3. Types of Writing
 - 1.5.3. Production Constraints
 - 1.5.4. Scale
- 1.6. Two Paradigms: United States and Europe
 - 1.6.1. Currents in the United States
 - 1.6.1.1. Classic
 - 1.6.1.1. Modern
 - 1.6.2. Currents in Europe
 - 1.6.2.1. Neorealism
 - 1.6.2.1. New Wave
 - 1.6.2.3. Dogma
 - 1.6.3. Other Currents

- 1.7. Time in the Story
 - 1.7.1. Alteration
 - 1.7.1.1. Disorder
 - 1.7.1.2. Nuclear fragmentation
 - 1.7.1.3. Resources
 - 1.7.2. Narration, Alteration and Plot
- 1.8. Dialogues and Action
 - 1.8.1. Plot Manifestation
 - 1.8.1.1. Spaces
 - 1.8.1.2. Dialogues
 - 1.8.1.3. Subtext
 - 1.8.1.4. Elements to Avoid
 - 1.8.1.5. Main Line of Action
 - 1.8.1.6. Delimitation of the Scene
 - 1.8.1.7. Description and Action
 - 1.8.1.8. Rhythm and Details
- 1.9. Technical, Graphic and Sound Scripts
 - 1.9.1. Technical Script
 - 1.9.1.1. Components
 - 1.9.1.2. Format
 - 1.9.1.3. Scale
 - 1.9.1. Graphic Script
 - 1.9.1.1. Components
 - 1.9.1.2. Format
 - 1.9.3. Sound Script
 - 1.9.3.1. Components
 - 1.9.3.2. Format
- 1.10. Screenwriting Programs
 - 1.10.1. Features
 - 1.10.1.1. Formats
 - 1.10.1.2. Scales
 - 1.10.1.3. Cards
 - 1.10.1.4. Collaborative Work
 - 1.10.1.5. Productivity
 - 1.10.1.6. Import and Export
 - 1.10.1.7. Online or Desktop Applications
 - 1.10.1.8. Lists and Reports
 - 1.10.1.9. Interaction With Other Programs
 - 1.10.2. Program Examples
 - 1.10.2.1. Free Software
 - 1.10.2.2. Private Software



A unique, key, and decisive training experience to boost your professional development”

04

Methodology

This training provides you with a different way of learning. Our methodology uses a cyclical learning approach: **Re-learning**.

This teaching system is used in the most prestigious medical schools in the world, and major publications such as the **New England Journal of Medicine** have considered it to be one of the most effective.



“

Discover Re-learning, a system that abandons conventional linear learning, to take you through cyclical teaching systems: a way of learning that has proven to be extremely effective, especially in subjects that require memorization"

At TECH we use the Case Method

Our program offers you a revolutionary approach to developing your skills and knowledge. Our goal is to strengthen your skills in a changing, competitive, and highly demanding environment.

“

With TECH you can experience a way of learning that is shaking the foundations of traditional universities around the world”



Our University is the first in the world to combine Harvard Business School case studies with a 100%-online learning system based on repetition



A learning method that is different and innovative.

This TECH Business School program is an intensive training program that prepares you to face any challenge in this field, both on a national and international level. The main objective is to promote your personal and professional growth. For this purpose, we rely on the case studies of Harvard Business School, with which we have a strategic agreement that allows us to use the materials used in the most prestigious university in the world: HARVARD.



We are the only online university that offers Harvard materials as teaching materials on its courses"

The student will learn, through collaborative activities and real cases, how to solve complex situations in real business environments

The case method has been the most widely used learning system among the world's leading business schools for as long as they have existed. The case method was developed in 1912 so that law students would not only learn the law based on theoretical content. It consisted of presenting students with real-life, complex situations for them to make informed decisions and value judgments on how to resolve them. In 1924, Harvard adopted it as a standard teaching method.

In a given situation, what would you do? This is the question that you are presented with in the case method, an action-oriented learning method. Throughout the course, you will be presented with multiple real cases. You will have to combine all your knowledge, and research, argue, and defend your ideas and decisions.

Re-learning Methodology

Our University is the first in the world to combine Harvard University case studies with a 100%-online learning system based on repetition, which combines 16 different teaching elements in each lesson.

We enhance Harvard case studies with the best 100% online teaching method: Re-learning.

In 2019 we obtained the best learning results of all Spanish-language online universities in the world

At TECH you will learn using a cutting-edge methodology designed to train the executives of the future. This method, at the forefront of international teaching, is called Re-learning.

Our University is the only one in Spanish-speaking countries licensed to incorporate this successful method. In 2019 we managed to improve our students' overall satisfaction levels (teaching quality, quality of materials, course structure, objectives...) based on the best Spanish online university indicators.



In our program, learning is not a linear process, but rather a spiral (we learn, unlearn, forget, and re-learn). Therefore, we combine each of these elements concentrically.

With this methodology we have trained more than 650,000 university graduates with unprecedented success. In fields as diverse as biochemistry, genetics, surgery, international law, management skills, sports science, philosophy, law, engineering, journalism, history, markets, and financial instruments. All this in a highly demanding environment, where the students have a strong socio-economic profile and an average age of 43.5 years.

Re-learning will allow you to learn with less effort and better performance, involving you more in your specialization, developing a critical mindset, defending arguments, and contrasting opinions: a direct equation to success

Based on the latest evidence in neuroscience, not only do we know how to organize information, ideas, images, memories, but we also know that the place and context where we have learned something is crucial for us to be able to remember it and store it in the hippocampus, and retain it in our long-term memory.

In this way, and in what is called neurocognitive context-dependent e-learning, the different elements in our program are connected to the context where the individual carries out their professional activity.



In this program you will have access to the best educational material, prepared with you in mind:



Study Material

All teaching material is produced by the specialists who teach the course, specifically for the course, so that the teaching content is really specific and precise.

This content is then adapted in an audiovisual format that will create our way of working online, with the latest techniques that allow us to offer you high quality in all of the material that we provide you with.



Classes

There is scientific evidence suggesting that observing third-party experts can be useful.

Learning from an expert strengthens knowledge and memory, and generates confidence in our difficult future decisions.



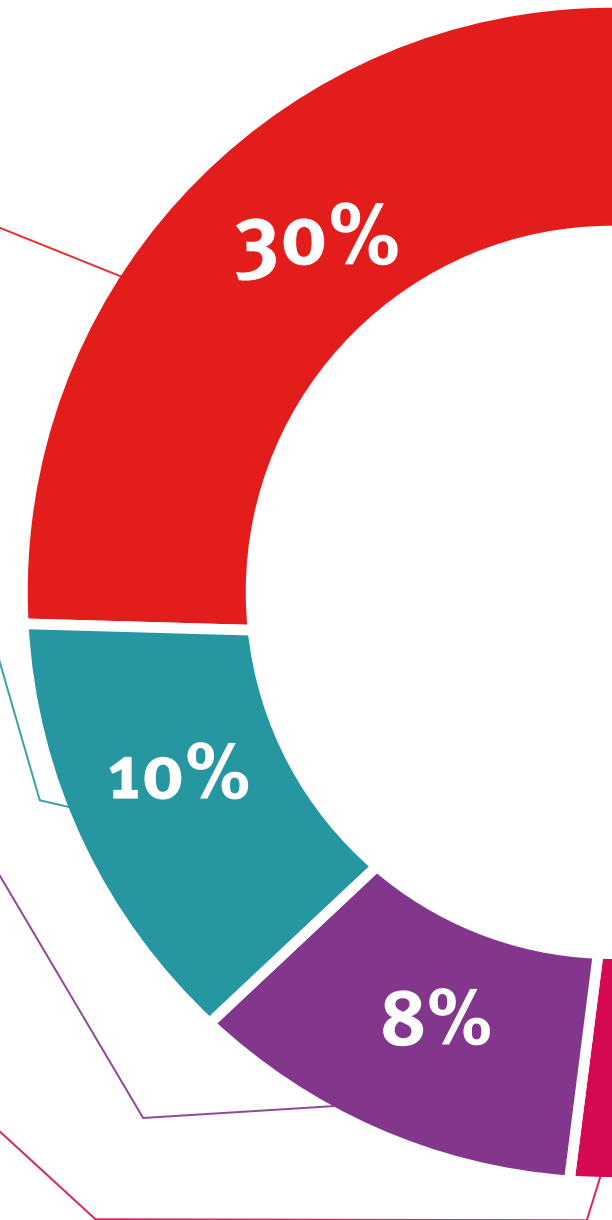
Practising Skills and Abilities

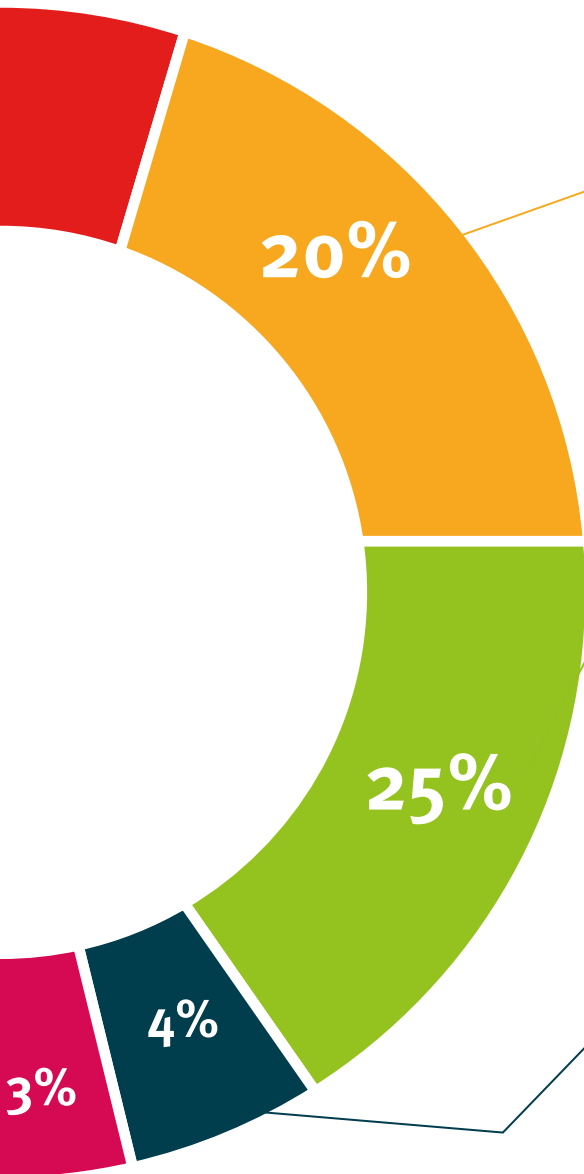
You will carry out activities to develop specific skills and abilities in each subject area. Exercises and activities to acquire and develop the skills and abilities that a specialist needs to develop in the context of the globalization we live in.



Additional Reading

Recent articles, consensus documents, international guides. In our virtual library you will have access to everything you need to complete your training.





Case Studies

You will complete a selection of the best case studies in the field used at Harvard. Cases that are presented, analyzed, and supervised by the best senior management specialists in Latin America.



Interactive Summaries

We present the contents attractively and dynamically in multimedia lessons that include audio, videos, images, diagrams, and concept maps in order to reinforce knowledge.

This unique multimedia content presentation training system was awarded by Microsoft as a "European Success Story".



Testing & Re-Testing

We periodically evaluate and re-evaluate your knowledge throughout the program. We do this on 3 of the 4 levels of Miller's Pyramid.



05

Certificate

Through a different and stimulating learning experience, you will be able to acquire the necessary skills to take a big step in your training. An opportunity to progress, with the support and monitoring of a modern and specialized university, which will propel you to another professional level.



“

Successfully complete this training and receive your university degree without travel or laborious paperwork”

This **Postgraduate Certificate in Creating the Plot** contains the most complete and up-to-date scientific program on the market.

After students have passed the assessments, they will receive their **Postgraduate Certificate** issued by **TECH Technological University** and sent by certified mail.

The certificate issued by **TECH Technological University** will reflect the qualification obtained in the **Postgraduate Certificate**, and meets the requirements commonly demanded by labor exchanges, competitive examinations, and professional from career evaluation committees.

Title: **Postgraduate Certificate in Creating the Plot**

ECTS: **6**

Official Number of Hours: **150**



*Apostille Convention. In the event that the student wishes to have their paper diploma issued with an apostille, TECH EDUCATION will make the necessary arrangements to obtain it, at an additional cost.

future
health confidence people
education information tutors
guarantee accreditation teaching
institutions technology learning
community commitment
personalized service innovation
knowledge present quality
online training
development language
classroom



Postgraduate Certificate Creating the Plot

- » Modality: online
- » Duration: 6 weeks
- » Certificate: TECH Technological University
- » Dedication: 16h/week
- » Schedule: at your own pace
- » Exams: online

Postgraduate Certificate

Creating the Plot