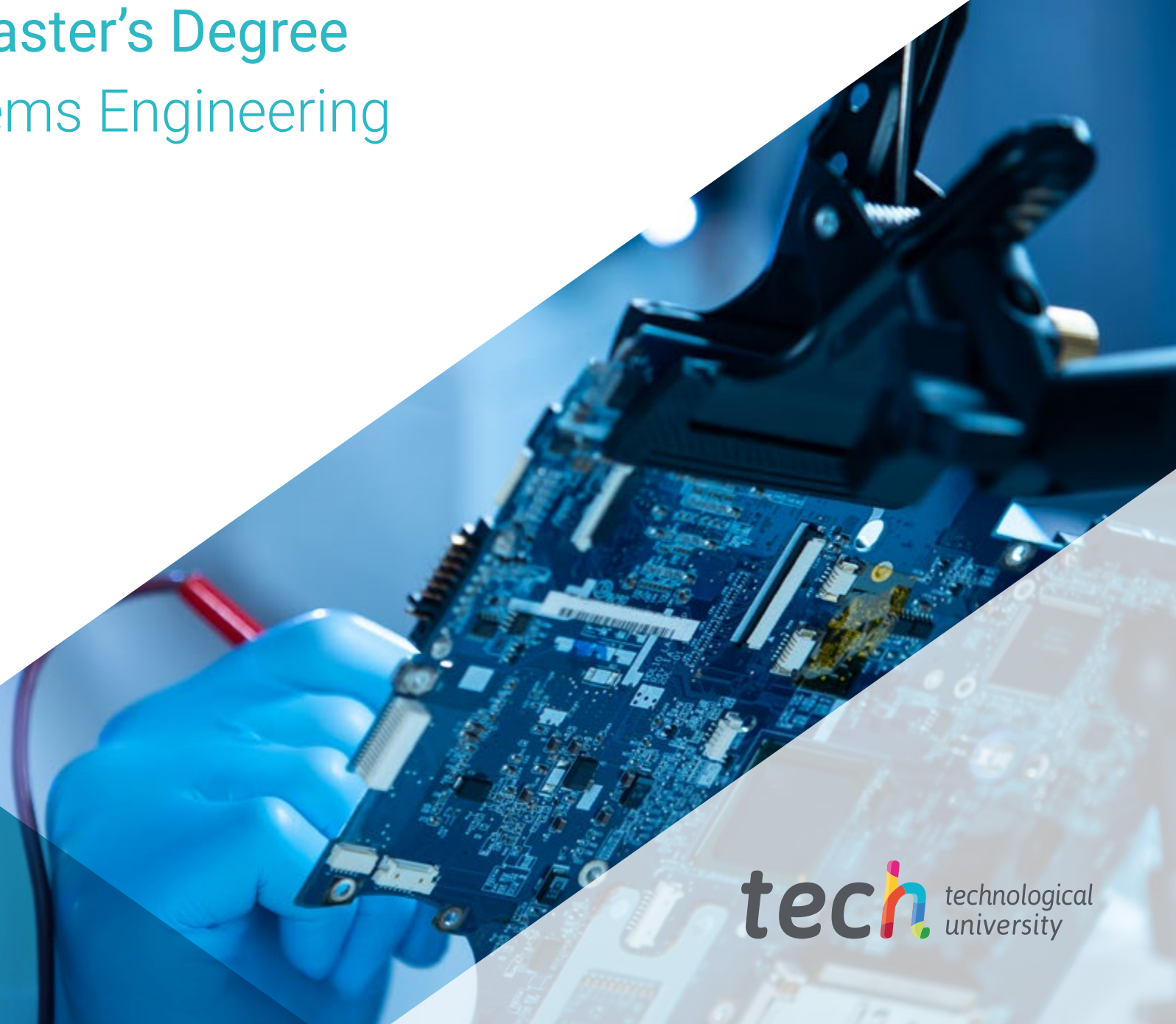


# Professional Master's Degree Electronic Systems Engineering





## Professional Master's Degree Electronic Systems Engineering

- » Modality: online
- » Duration: 12 months
- » Certificate: TECH Technological University
- » Dedication: 16h/week
- » Schedule: at your own pace
- » Exams: online

Website: [www.techtute.com/in/information-technology/professional-master-degree/master-electronic-systems-engineering](http://www.techtute.com/in/information-technology/professional-master-degree/master-electronic-systems-engineering)

# Index

01

Introduction

---

*p. 4*

02

Objectives

---

*p. 8*

03

Skills

---

*p. 16*

04

Course Management

---

*p. 20*

05

Structure and Content

---

*p. 26*

06

Methodology

---

*p. 40*

07

Certificate

---

*p. 48*

# 01

# Introduction

Electronics form an essential part of the current economy. The products and services that are used every day make use of them, so it is essential to address the storage of the energy that is generated and consumed, and its distribution and sale, in order to achieve top-level expertise. This TECH program compiles all the basic information on Electronic Systems Engineering, which computer scientists should know in depth, with the main objective of acquiring specialized knowledge that will enable them to gain the necessary skills to successfully manage in a booming sector.





“

*Become an expert in Electronic Systems Engineering and be able to solve those problems in the field of Engineering that enable the development of successful industrial processes”*



Electronics are part of daily life for societies, since they are present in basic aspects, such as turning on a television or putting on a washing machine, but also in more relevant issues such as the creation of medical devices that favor the rise in life expectancy. For this reason, there are many computer scientists who decide to specialize in this field, contributing all their knowledge to continue advancing in a field that is totally relevant to society.

In this sense, the Professional Master's Degree in Electronic Systems Engineering at TECH addresses all those issues that are fundamental in everyday life, both personally and professionally. In this way, the program develops specialized knowledge in the design of Electronic Systems Engineering and in the world of microelectronics, with special emphasis on instrumentation and sensors that make it possible to control, for example, the presence of a person in a room.

In addition, it addresses power electronic converters, digital processing and biomedical electronics, which contribute to a better quality of life and longer life expectancy; while in the area of sustainability, it focuses on energy efficiency, network architectures, the integration of renewable energy sources and the systems required for energy storage. Lastly, it aims to specialize students in industrial communications and industrial marketing.

A 100% online Postgraduate Certificate that will allow students to distribute their study time, not being conditioned by fixed schedules or the need to move to another physical location, being able to access all the contents at any time of the day, balancing their work and personal life with their academic life.

This **Professional Master's Degree in Electronic Systems Engineering** contains the most complete and up-to-date program on the market. The most important features include:

- » Practical cases presented by experts in IT
- » The graphic, schematic, and practical contents with which they are created, provide scientific and practical information on the disciplines that are essential for professional development
- » Practical exercises where self-assessment can be used to improve learning
- » Special emphasis on innovative methodologies in Electronic Systems Engineering
- » Theoretical lessons, questions to the expert, debate forums on controversial topics, and individual reflection assignments
- » Content that is accessible from any fixed or portable device with an Internet connection



*Learn how to apply Electronic Systems in the field of energy efficiency and sustainability, and minimize environmental impacts”*

“

*The multitude of case studies offered by TECH in this Professional Master's Degree will be very useful for effective learning in this field”*

The teaching staff includes professionals from the IT sector, who contribute their experience to this program, as well as renowned specialists from leading societies and prestigious universities.

The multimedia content, developed with the latest educational technology, will provide the professional with situated and contextual learning, i.e., a simulated environment that will provide an immersive training experience designed to train for real-life situations.

This program is designed around Problem-Based Learning, whereby the student must try to solve the different professional practice situations that arise throughout the program. This will be done with the help of an innovative system of interactive videos made by renowned experts.

*Knowing the features of Electronic Systems Engineering will be a key element for your professional growth.*

*By enrolling in this Professional Master's Degree, you will have unlimited access to all the theoretical and practical resources.*

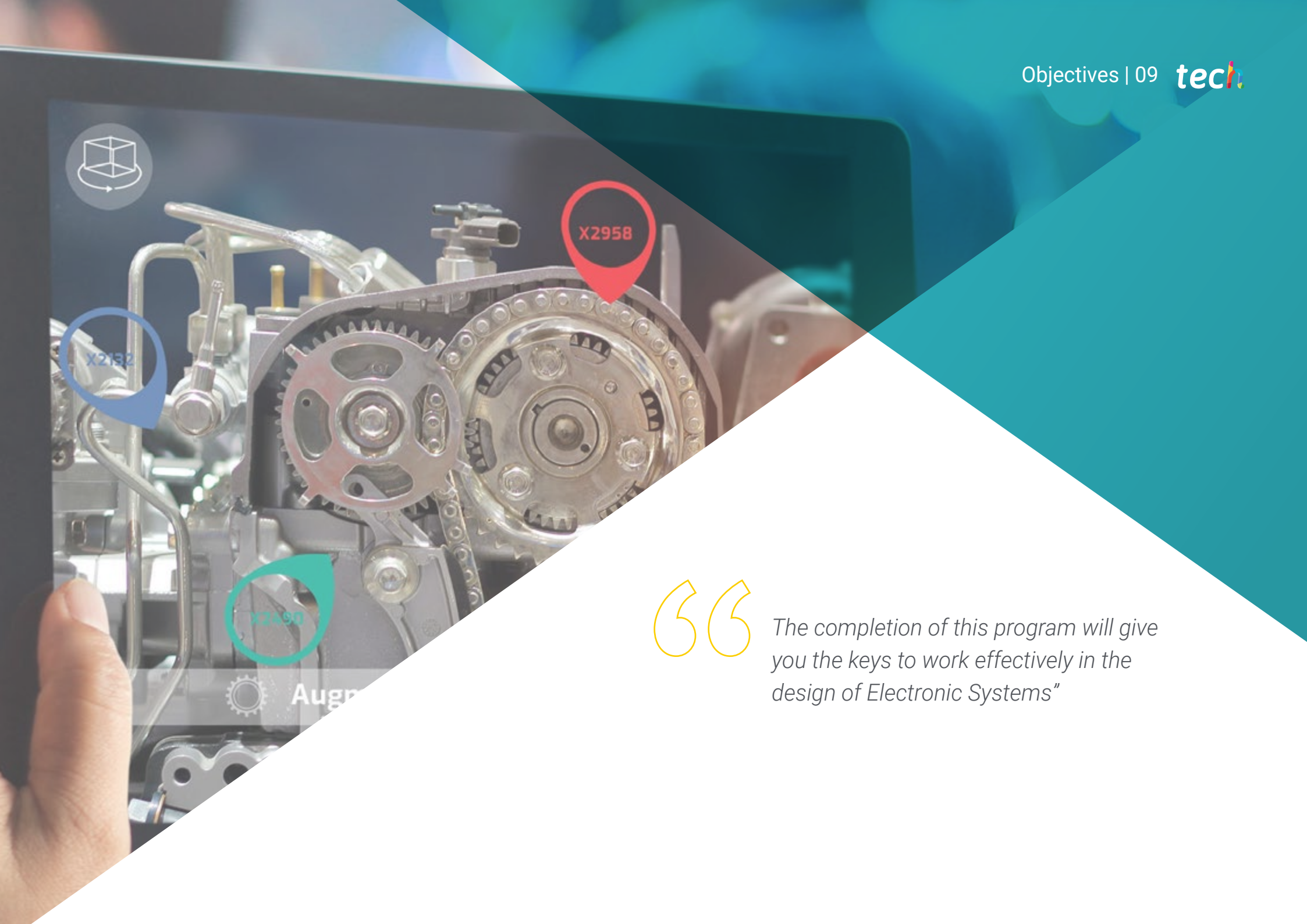


# 02 Objectives

The Professional Master's Degree in Electronic Systems Engineering at TECH has been designed to offer students the most complete education in this field, which will allow them to develop the necessary skills to design and analyze Electronic Systems that are part of citizens' daily life. A first-class program that will be essential for computer scientists to enter a labor market that demands professionals with extensive experience and higher qualifications.







“

*The completion of this program will give you the keys to work effectively in the design of Electronic Systems”*



## General Objectives

---

- » Analyze current techniques to implement sensor networks
- » Determine real-time requirements for embedded systems
- » Evaluate microprocessor processing times
- » Propose solutions adapted to the specific requirements of IoT
- » Determine the stages of an electronic system
- » Analyze the schematics of an electronic system
- » Develop the schematics of an electronic system by virtually simulating its behavior
- » Examine the behavior of an electronic system
- » Design the implementation support of an electronic system
- » Implement a prototype electronic system
- » Test and validate the prototype
- » Propose the prototype for commercialization
- » Compile the main materials involved in microelectronics, properties and applications
- » Identify the operation of the fundamental structures of microelectronic devices
- » Understand the mathematical principles that govern microelectronics
- » Analyze signals and modify them
- » Analyze technical documentation by examining the characteristics of different types of projects in order to determine the data necessary for their development
- » Identify standardized symbology and plotting techniques in order to analyze drawings and diagrams of automatic systems and installations
- » Identify breakdowns and malfunctions in order to supervise and/or maintain installations and associated equipment
- » Determine quality parameters in the work carried out in order to develop the culture of evaluation and quality, and to be able to assess the quality management procedures
- » Determine the need for power electronic converters in most real-world applications
- » Analyze the different types of converters that can be found, based on their function
- » Design and implement power electronic converters according to the need of use
- » Analyze and simulate the behavior of the most commonly used electronic converters in electronic circuits
- » Examine the current techniques in digital processing
- » Implement solutions for the processing of digital signals (images and audio)
- » Simulating digital signals and devices capable of processing them
- » Program elements for signal processing
- » Design filters for digital processing
- » Operate with mathematical tools for digital processing
- » Value the different options for signal processing
- » Identify and evaluate bioelectrical signals involved in a biomedical application
- » Determine a design protocol of a biomedical application
- » Analyze and evaluate biomedical instruments designs



## Specific Objectives

---

- » Identify and define the interferences and noise of a biomedical application
- » Evaluate and apply electrical safety regulations
- » Determine the advantages of Smart grids deployment
- » Analyze each one of the technologies on which Smart grids are based
- » Examine the standards and safety mechanisms valid for the Smart grids
- » Determine the characteristics of real type systems and recognize the complexity of programming these types of systems
- » Analyze the different types of communication networks available
- » Assess which type of communications network is the most suitable in certain scenarios
- » Determine the keys to effective marketing in the industrial marketplace
- » Develop commercial management to create profitable and long-lasting relationships with customers
- » Generate specialized knowledge to compete in a globalized and increasingly complex environment

### Module 1. Embedded Systems

- » Analyze current embedded system platforms focused on signal analysis and IoT management
- » Analyze the diversity of simulators for configuring distributed embedded systems
- » Generate wireless sensor networks
- » Verify and assess risks of violation of sensor networks
- » Process and analyze data using distributed systems platforms
- » Programming microprocessors
- » Identify and correct errors in a real or simulated system

### Module 2. Electronic Systems Design


- » Identify possible problems in the distribution of circuit elements
- » Establish the necessary stages for an electronic circuit
- » Evaluate the electronic components to be used in the design
- » Simulate the behavior of the electronic components as a whole
- » Show the correct operation of an electronic system
- » Transfer the design to a Printed Circuit Board (PCB)
- » Implement the electronic system by compiling those modules that require it
- » Identify potential weak points in the design

### Module 3. Microelectronics

- » Generate specialized knowledge on microelectronics
- » Examine analog and digital circuits
- » Determine the fundamental characteristics and uses of a diode
- » Determine how an amplifier works
- » Develop proficiency in the design of transistors and amplifiers according to the desired use
- » Demonstrate the mathematics behind the most common components in electronics
- » Analyze signals from their frequency response
- » Evaluating the stability of a control
- » Identify the main lines of technology development

### Module 4. Instruments and Sensors

- » Determine measuring and control devices according to their functionality
- » Evaluate the different technical characteristics of measurement and control systems
- » Develop and propose measurement and regulation systems
- » Specify the variables that intervene in a process
- » Justify the type of sensor involved in a process according to the physical or chemical parameter to be measured
- » Establish appropriate control system performance requirements in accordance with system requirements
- » Analyze the operation of typical measurement and control systems in industries





### **Module 5. Power Electronic Converters**

- » Analyze the converter function, classification and characteristic parameters
- » Identify real applications that justify the use of power electronic converters
- » Approach the analysis and study of the main converter circuits: rectifiers, inverters, switched-mode converters, voltage regulators and cycloconverters
- » Analyze the different figures of merit as a measure of quality in a converter system
- » Determine the different control strategies and the improvements provided by each of them
- » Examine the basic structure and components of each of the converter circuits
- » Develop performance requirements for generating specialized knowledge in order to be able to select the appropriate electronic circuit according to the system requirements
- » Propose solutions to the design of power converters

### **Module 6. Digital Processing**

- » Convert an analog signal into a digital one
- » Differentiate between the types of digital systems and their properties
- » Analyze the frequency behavior of a digital system
- » Process, code and de-code images
- » Simulate digital processors for voice recognition

### **Module 7. Biomedical Electronics**

- » Analyze the signals, direct or indirect, that can be measured with non-implantable devices
- » Apply the acquired knowledge of sensors and transduction in biomedical applications
- » Determine the use of electrodes in bioelectrical signal measurements
- » Develop the use of signal amplification, separation and filtering systems



- » Examine the different physiological systems of the human body and signals for behavioral analysis
- » Carry out a practical application of the knowledge of physiological systems in the measurement instrumentation of the most important systems: ECG, EEG, EMG, spirometry, and oximetry
- » Establish the necessary electrical safety of biomedical instruments

#### **Module 8. Energy Efficiency. Smart Grid**

- » Develop specialized knowledge on energy efficiency and smart grids
- » Establish the need for the deployment of Smart grids
- » Analyze the functioning of a Smart Meter and its requirement in Smart grids
- » Determine the importance of power electronics in different network architectures
- » Assess the advantages and disadvantages of integrating renewable sources and energy storage systems
- » Study automation and control tools required in smart grids
- » Evaluate the security mechanisms that allow Smart grids to become reliable grids

#### **Module 9. Industrial Communications**

- » Establish the basis of real-time systems and their main characteristics in relation to industrial communications
- » Examine the need for distributed systems and their programming
- » Determine the specific characteristics of industrial communications networks
- » Analyze the different solutions for the implementation of a communications network in an industrial environment
- » Gain in-depth knowledge of the OSI communications model and the TCP protocol
- » Develop the different mechanisms to convert this type of networks into reliable networks
- » Address the basic protocols on which the different mechanisms of information transmission in industrial communication networks are based

#### **Module 10. Industrial Marketing**

- » Determine the particularities of marketing in the industrial sector
- » Analyze what a marketing plan is, the importance of planning, setting objectives and developing strategies
- » Examine the different techniques to obtain information and learn from the market in the industrial environment
- » Manage positioning and segmentation strategies.
- » Assess the value of services and customer loyalty
- » Establish the differences between transactional marketing and relationship marketing in industrial markets
- » Value the power of the brand as a strategic asset in a globalized market
- » Apply industrial communication tools
- » Determine the different distribution channels of industrial companies in order to design an optimal distribution strategy
- » Address the importance of the sales force in industrial markets



“

*A state-of-the-art program for professionals who want to achieve professional excellence”*

# 03 Skills

The Professional Master's Degree in Electronic Systems Engineering at TECH aims to become a practical work guide for computer scientists who work professionally in this field. To this end, it compiles the most up-to-date information on this subject, from microelectronics to energy efficiency, offering students the opportunity to specialize in a sector that has great relevance in today's society, as it is present in many aspects of people's daily lives.





“

*Specialize in Electronic Systems Engineering and learn about the main developments in the sector”*






## General Skills

---



- » Generate specialized knowledge in the new lines of the labor market in an increasingly dynamic world, from embedded systems, real time systems, energy, health, transportation, distribution, communication and marketing
- » Address future electronic projects: sustainable energy, IoT, autonomous cars, smart buildings, satellite communications, energy generation, distribution and storage, medical electronics, robotics, control, security...
- » Be part of a new generation of computer engineers, specialized in the latest technologies and research trends in Electronic Systems



*Through completing this Professional Master's Degree at TECH, you will develop the skills required to successfully work in the creation of electronic systems"*







## Specific Skills

---

- » Apply current techniques, software and hardware, to solve problems requiring real-time signal processing
- » Design Electronic Systems adapted to the needs of today's society
- » Work in detail in the field of microelectronics
- » Know in depth and know how to apply the different types of sensors and actuators found in industrial processes
- » Use simulation software to analyze and estimate the behavior of electronic circuits
- » Apply advanced techniques for digital signal processing
- » Analyzes the most important biomedical systems, such as ECG, EEG, EMG, spirometry and oximetry
- » Gain in-depth knowledge of smart grids for efficient management of energy flows
- » Evaluate the different communications systems, gaining insight into industrial network standards
- » Develop a global perspective of industrial marketing and know how to apply the most effective market tools in this field

# 04

# Course Management

TECH has selected a first-class teaching team to teach this Professional Master's Degree in Electronic Systems Engineering, who are specialized in this field and have extensive teaching and research experience. Teachers who understand the importance of high-level specialization in order to join a highly competitive labor market, and to do so effectively, know it is necessary to reach a level of expertise that allows students to become leading professionals.







“

*A top-class teaching staff,  
specialized in Electronic Systems”*

## Management



### Ms. Casares Andrés, María Gregoria

- » Specialist teacher in Research and Information Technology at Polytechnic University of Madrid
- » Evaluator and Creator of OCW courses at Carlos III University of Madrid
- » INTEF courses tutor
- » Support Technician, Ministry of Education Directorate General of Bilingualism and Quality of Education of the Community of Madrid
- » Secondary Education Professor with specialty in IT
- » Associate professor at the Pontificia de Comillas University
- » Postgraduate Diploma in Teaching Unit, Community of Madrid
- » Analyst/ IT Project manager, Banco Urquijo
- » IT Analyst at ERIA
- » Associate Professors, Carlos III University of Madrid

## Professors

### Mr. Javier Ignacio Pérez Lara

- » Technical Engineer in Telecommunication Systems, University of Malaga
- » Professor of Technology, Department of Education of Andalusia
- » Master's Degree in Teacher Training, University of Malaga
- » Graduated in Telecommunications Systems Engineering at University of Malaga.
- » Master's Degree in Mechatronics Engineering from the University of Malaga
- » Master's Degree in Software and Artificial Intelligence Engineering from the University of Malaga
- » Degree in Computer Engineering from the Spanish Open University (UNED)
- » Sogeti Programmer, Toulouse (France)
- » University Researcher, Pablo de Olavide University, Seville

### Dr. García Vellisca, Mariano Alberto

- » Electronic Engineering, Complutense University of Madrid
- » Professor of Vocational Training and Moratalaz Secondary School
- » PhD's Degree in Biomedical Engineering from the Polytechnic University of Madrid.
- » Collaborator in the Discovery Research-CTB Program. Polytechnic University of Madrid,
- » Senior Research Officer in the BCI-NE research group at the University of Essex, UK.
- » Research Officer at the Biomedical Technology Center of the Polytechnic University of Madrid.
- » Electronics Engineer at Tecnologia GPS S.A.
- » Electronics Engineer at Relequick S.A.
- » Master's Degree in Biomedical Engineering from the Polytechnic University of Madrid

### Mr. Ruiz Díez, Carlos

- » Researcher at the National Microelectronics Center of the CSIC
- » Director of Competitive Engineering Training at ISC
- » Volunteer trainer at Caritas Employment Classroom
- » Research intern in the Composting Research Group of the Department of Chemical, Biological and Environmental Engineering of the UAB
- » Founder and product development at NoTime Ecobrand, a fashion and recycling brand
- » Development cooperation project manager for the NGO Future Child Africa in Zimbabwe
- » ICAI Speed Club: motorcycle racing team
- » Graduate in Industrial Technologies Engineering from Pontificia de Comillas University ICAI
- » Master's Degree in Biological and Environmental Engineering from the Autonomous University of Barcelona
- » Master's Degree in Environmental Management from the Spanish Distance Learning University

### Mr. Jara Ivars, Luis

- » Industrial Engineer -Sliding Ingenieros S.L.
- » Secondary Teacher of Electrotechnical and Automatic Systems Community of Madrid
- » Secondary School Teacher Electronic Equipment Community of Madrid
- » Secondary school Physics and Chemistry teacher
- » Degree in Physical Sciences at UNED, Industrial Engineer UNED
- » Master's Degree in Astronomy and Astrophysics, International University of Valencia
- » Master's Degree in Occupational Risk Prevention, UNED
- » Master's Degree in Teacher Training



**Mr. De la Rosa Prada, Marcos**


- » Telecommunications Engineer from the University of Extremadura
- » Teacher of Vocational Training Cycles, Ministry of Education of the Community of Madrid
- » Consultant at Santander Technology
- » New Technologies Agent in Badajoz
- » Author and content editor at CIDEAD (General Secretariat for Vocational Training - Ministry of Education and Vocational Training)
- » Scrum Foundation Expert Certificate by EuropeanScrum.org
- » Certificate in Pedagogical Aptitude, University of Extremadura


**Mr. Torralbo Vecino, Manuel**

- » Electronic Engineer Ontech Security
- » Electronic Engineer in UCAnFly Project
- » Electronic Engineer in Airbus D&S
- » Degree in Industrial Electronic Engineering from University of Cadiz
- » IPMA Level Certification as Project Manager

**Ms. Sánchez Fernández, Elena**

- » Field Service Engineer at BD Medical
- » Degree in Biomedical Engineering from the Carlos III University of Madrid
- » Master's Degree in Electronic Systems Engineering, Polytechnic University of Madrid





**Mr. Lastra Rodriguez, Daniel**

- » Telecommunications Specialist
- » Telematics Specialist
- » Indra technician for the processing, certification and export of electricity, water and gas measurements (MDM)
- » Indra technician for the treatment, certification and export of electricity, water and gas measurements (MDM)

**Ms. Alonso Castaño, Raquel**

- » Specialist in Telecommunication Systems, Carlos II University, Madrid
- » Master's Degree in Teacher Training for Secondary, High School, Vocational Training and Languages Education Rey Juan Carlos University, Madrid
- » Senior Management Program for executives and businesswomen CESMA Business School
- » Bachelor's Degree in Marketing Research and Techniques Rey Juan Carlos University, Madrid



# 05

# Structure and Content

The content of this Professional Master's Degree has been designed to meet the academic needs of computer engineers who wish to specialize in Electronic Systems. For this reason, we have compiled the most complete information in this field, which will open the doors for students to a constantly evolving world, which advances at the same pace as new technologies evolve. A first-class program that has been structured in an efficient way to favor learning.



“

*Get to know the particularities of Electronic Systems and learn how to design effective structures”*

## Module 1. Embedded Systems

- 1.1. Embedded Systems
  - 1.1.1. Embedded System
  - 1.1.2. Requirements for Embedded Systems and Benefits
  - 1.1.3. Evolution of Embedded Systems
- 1.2. Microprocessors
  - 1.2.1. Evolution of Microprocessors
  - 1.2.2. Families of Microprocessors
  - 1.2.3. Future Trend
  - 1.2.4. Commercial Operating System
- 1.3. Structure of a Microprocessor
  - 1.3.1. Basic Structure of a Microprocessor
  - 1.3.2. Central Processing Unit
  - 1.3.3. Input and Output
  - 1.3.4. Buses and Logical Levels
  - 1.3.5. Structure of a System Based on Microprocessors
- 1.4. Processing Platforms
  - 1.4.1. Cyclic Executive Operation
  - 1.4.2. Events and Interruptions
  - 1.4.3. Hardware Management
  - 1.4.4. Distributed Systems
- 1.5. Analysis and Design of Programs for Embedded Systems
  - 1.5.1. Requirements Analysis
  - 1.5.2. Design and Integration
  - 1.5.3. Implementation, Tests and Maintenance
- 1.6. Operating Systems in Real Time
  - 1.6.1. Real Time, Types
  - 1.6.2. Operating Systems in Real Time. Requirements
  - 1.6.3. Microkernel Architecture
  - 1.6.4. Planning
  - 1.6.5. Task Management and Interruptions
  - 1.6.6. Advanced Operating Systems

- 1.7. Design Technique of Embedded Systems
  - 1.7.1. Sensors and Magnitudes
  - 1.7.2. Low Power Modes
  - 1.7.3. Embedded Systems Languages
  - 1.7.4. Peripherals
- 1.8. Networks and Multiprocessors in Embedded Systems
  - 1.8.1. Types of Networks
  - 1.8.2. Distributed Embedded Systems Networks
  - 1.8.3. Multiprocessors
- 1.9. Embedded Systems Simulators
  - 1.9.1. Commercial Simulators
  - 1.9.2. Simulation Parameters
  - 1.9.3. Error Checking and Error Handling
- 1.10. Embedded Systems for the Internet of Things (IoT)
  - 1.10.1. IoT
  - 1.10.2. Wireless Sensor Networks
  - 1.10.3. Attacks and Protective Measures
  - 1.10.4. Resources Management
  - 1.10.5. Commercial Platforms

## Module 2. Electronic Systems Design

- 2.1. Electronic Design
  - 2.1.1. Resources for the Design
  - 2.1.2. Simulation and Prototype
  - 2.1.3. Testing and Measurements
- 2.2. Circuit Design Techniques
  - 2.2.1. Schematic Drawing
  - 2.2.2. Current Limiting Resistors
  - 2.2.3. Voltage Dividers
  - 2.2.4. Special Resistance
  - 2.2.5. Transistors
  - 2.2.6. Errors and Precision



- 2.3. Power Supply Design
  - 2.3.1. Choice of Power Supply
    - 2.3.1.1. Common Voltage
    - 2.3.1.2. Design of a Battery
  - 2.3.2. Switch-Mode Power Supplies
    - 2.3.2.1. Types
    - 2.3.2.2. Pulse Width Modulation
    - 2.3.2.3. Components
- 2.4. Amplifier Design
  - 2.4.1. Types
  - 2.4.2. Specifications
  - 2.4.3. Gain and Attenuation
    - 2.4.3.1. Input and Output Impedances
    - 2.4.3.2. Maximum Power Transfer
  - 2.4.4. Design with Operational Amplifiers (OP AMP)
    - 2.4.4.1. DC Connection
    - 2.4.4.2. Open Loop Operation
    - 2.4.4.3. Frequency Response
    - 2.4.4.4. Upload Speed
  - 2.4.5. OP AMP Applications
    - 2.4.5.1. Inverters
    - 2.4.5.2. Buffer
    - 2.4.5.3. Adder
    - 2.4.5.4. Integrator
    - 2.4.5.5. Restorer
    - 2.4.5.6. Instrumentation Amplification
    - 2.4.5.7. Error Source Compensator
    - 2.4.5.8. Comparator
  - 2.4.6. Power Amplifier
- 2.5. Oscillator Design
  - 2.5.1. Specifications
  - 2.5.2. Sinusoidal Oscillators
    - 2.5.2.1. Vienna Bridge
    - 2.5.2.2. Colpitts
    - 2.5.2.3. Quartz Crystal
  - 2.5.3. Clock Signal
  - 2.5.4. Multivibrators
    - 2.5.4.1. Schmitt Trigger
    - 2.5.4.2. 555
    - 2.5.4.3. XR2206
    - 2.5.4.4. LTC6900
  - 2.5.5. Frequency Synthesizers
    - 2.5.5.1. Phase Tracking Loop (PTL)
    - 2.5.5.2. Direct Digital Synthesizer (DDS)
- 2.6. Design of Filters
  - 2.6.1. Types
    - 2.6.1.1. Low Pass
    - 2.6.1.2. High Pass
    - 2.6.1.3. Band Pass
    - 2.6.1.4. Band Eliminator
  - 2.6.2. Specifications
  - 2.6.3. Behavior Models
    - 2.6.3.1. Butterworth
    - 2.6.3.2. Bessel
    - 2.6.3.3. Chebyshev
    - 2.6.3.4. Elliptical
  - 2.6.4. RC Filters
  - 2.6.5. LC Filters Band Pass
  - 2.6.6. Band-Stop Filter
    - 2.6.6.1. Twin-T
    - 2.6.6.2. LC Notch
  - 2.6.7. Active RC Filters

- 2.7. Electromechanical Design
  - 2.7.1. Contact Switch
  - 2.7.2. Electromechanical Relays
  - 2.7.3. Solid State Relays (SSR)
  - 2.7.4. Coils
  - 2.7.5. Engines
    - 2.7.5.1. Ordinary
    - 2.7.5.2. Servomotors
- 2.8. Digital Design
  - 2.8.1. Basic Logic of Integrated Circuits (ICs)
  - 2.8.2. Programmable Logic
  - 2.8.3. Microcontrollers
  - 2.8.4. Morgan's Theorem
  - 2.8.5. Functional Integrated Circuits
    - 2.8.5.1. Decodifiers
    - 2.8.5.2. Multiplexors
    - 2.8.5.3. Demultiplexers
    - 2.8.5.4. Comparators
- 2.9. Programmable Logic Devices and Microcontrollers
  - 2.9.1. Programmable Logic Device (PLD)
    - 2.9.1.1. Programming
  - 2.9.2. Field Programmable Logic Gate Array (FPGA)
    - 2.9.2.1. VHDL and Verilog Language
  - 2.9.3. Designing with Microcontrollers
    - 2.9.3.1. Embedded Microcontroller Design
- 2.10. Choosing Components
  - 2.10.1. Resistance
    - 2.10.1.1. Resistor Encapsulation
    - 2.10.1.2. Manufacturing Materials
    - 2.10.1.3. Standard Values

- 2.10.2. Capacitors
  - 2.10.2.1. Capacitor Packages
  - 2.10.2.2. Manufacturing Materials
  - 2.10.2.3. Code of Values
- 2.10.3. Coils
- 2.10.4. Diodes
- 2.10.5. Transistors
- 2.10.6. Integrated Circuits

### Module 3. Microelectronics


- 3.1. Microelectronics vs. Electronics
  - 3.1.1. Analog Circuits
  - 3.1.2. Digital Circuits
  - 3.1.3. Signals and Waves
  - 3.1.4. Semiconductor Materials
- 3.2. Semiconductor Properties
  - 3.2.1. PN Joint Structure
  - 3.2.2. Reverse Breakdown
    - 3.2.2.1. Zener Breakdown
    - 3.2.2.2. Avalanche Breakdown
- 3.3. Diodes
  - 3.3.1. Ideal Diode
  - 3.3.2. Rectifier
  - 3.3.3. Diode Junction Characteristics
    - 3.3.3.1. Direct Polarization Current
    - 3.3.3.2. Inverse Polarization Current
  - 3.3.4. Applications
- 3.4. Transistors
  - 3.4.1. Structure and Physics of a Bipolar Transistor
  - 3.4.2. Operation of a Transistor
    - 3.4.2.1. Active Mode
    - 3.4.2.2. Saturation Mode

- 3.5. MOS Field-Effect Transistors (MOSFETs)
  - 3.5.1. Structure
  - 3.5.2. The I-V Features
  - 3.5.3. DC MOSFET Circuits
  - 3.5.4. The Body Effect
- 3.6. Operational Amplifier
  - 3.6.1. Ideal Amplifier
  - 3.6.2. Settings
  - 3.6.3. Differential Amplifiers
  - 3.6.4. Integrators and Differentiators
- 3.7. Operational Amplifiers. Uses
  - 3.7.1. Bipolar Amplifiers
  - 3.7.2. CMOS
  - 3.7.3. Amplifiers as Black Boxes
- 3.8. Frequency Response
  - 3.8.1. Analysis of Frequency Response
  - 3.8.2. High-Frequency Response
  - 3.8.3. Low-Frequency Response
  - 3.8.4. Examples:
- 3.9. *Feedback*
  - 3.9.1. General Structure of *Feedback*
  - 3.9.2. Properties and Methodology of *Feedback* Analysis
  - 3.9.3. Stability: Bode Method
  - 3.9.4. Frequency Compensation
- 3.10. Sustainable Microelectronics and Future Trends
  - 3.10.1. Sustainable Energy Sources
  - 3.10.2. Bio-Compatible Sensors
  - 3.10.3. Future Trends in Microelectronics

## Module 4. Instruments and Sensors

- 4.1. Measurement
  - 4.1.1. Measurement and Control Characteristics
    - 4.1.1.1. Accuracy
    - 4.1.1.2. Loyalty
    - 4.1.1.3. Repeatability
    - 4.1.1.4. Reproducibility
    - 4.1.1.5. Derivatives
    - 4.1.1.6. Linearity
    - 4.1.1.7. Hysteresis
    - 4.1.1.8. Resolution
    - 4.1.1.9. Scope
    - 4.1.1.10. Errors
  - 4.1.2. Classification of Instruments
    - 4.1.2.1. According to its Functionality
    - 4.1.2.2. According to the Variable to Control
- 4.2. Regulation
  - 4.2.1. Regulatory Systems
    - 4.2.1.1. Open Loop Systems
    - 4.2.1.2. Closed Loop Systems
  - 4.2.2. Types of Industrial Processes
    - 4.2.2.1. Continuous Processes
    - 4.2.2.2. Discrete Processes
- 4.3. Caudal Sensors
  - 4.3.1. Flow Rate
  - 4.3.2. Units Used for Caudal Measurement
  - 4.3.3. Types of Caudal Sensors
    - 4.3.3.1. Volume Flow Measurement
    - 4.3.3.2. Flow Measurement by Mass

- 4.4. Pressure Sensors
  - 4.4.1. Pressure
  - 4.4.2. Units Used for Pressure Measurement
  - 4.4.3. Types of Pressure Sensors
    - 4.4.3.1. Pressure Measurement via Mechanical Elements
    - 4.4.3.2. Pressure Measurement via Electromechanical Elements
    - 4.4.3.3. Pressure Measurement via Electronic Elements
- 4.5. Temperature Sensors
  - 4.5.1. Temperature
  - 4.5.2. Units Used for Temperature Measurement
  - 4.5.3. Types of Temperature Sensors
    - 4.5.3.1. Bimetallic Thermometer
    - 4.5.3.2. Glass Thermometer
    - 4.5.3.3. Resistance Thermometer
    - 4.5.3.4. Thermistors
    - 4.5.3.5. Thermocouples
    - 4.5.3.6. Radiation Pyrometers
- 4.6. Level Sensors
  - 4.6.1. Liquids and Solids Level
  - 4.6.2. Units Used for Temperature Measurement
  - 4.6.3. Types of Level Sensors
    - 4.6.3.1. Liquid Level Gauges
    - 4.6.3.2. Solid Level Gauges
- 4.7. Sensors for Other Physical and Chemical Variables
  - 4.7.1. Sensors for Other Physical Variables
    - 4.7.1.1. Weight Sensors
    - 4.7.1.2. Speed Sensors
    - 4.7.1.3. Density Sensors
    - 4.7.1.4. Humidity Sensors
    - 4.7.1.5. Flame Sensors
    - 4.7.1.6. Solar Radiation Sensors
  - 4.7.2. Sensors for Other Chemical Variables
    - 4.7.2.1. Conduction Sensors
    - 4.7.2.2. pH Sensors
    - 4.7.2.3. Gas Concentration Sensors
- 4.8. Actuators
  - 4.8.1. Actuators
  - 4.8.2. Engines
  - 4.8.3. Servo-Valves
- 4.9. Automatic Control
  - 4.9.1. Automatic Regulation
  - 4.9.2. Types of Regulators
    - 4.9.2.1. Two-Step Controller
    - 4.9.2.2. Provider Controller
    - 4.9.2.3. Differential Controller
    - 4.9.2.4. Proportional-Differential Controller
    - 4.9.2.5. Integral Controller
    - 4.9.2.6. Proportional-Integral Controller
    - 4.9.2.7. Proportional-Integral-Differential Controller
    - 4.9.2.8. Digital Electronic Controller
- 4.10. Control Applications in Industry
  - 4.10.1. Selection Criteria of a Control System
  - 4.10.2. Examples of Typical Controls in Industry
    - 4.10.2.1. Ovens
    - 4.10.2.2. Dryer
    - 4.10.2.3. Combustion Control
    - 4.10.2.4. Level Control
    - 4.10.2.5. Heat Exchangers
    - 4.10.2.6. Central Nuclear Reactor



## Module 5. Power Converters

- 5.1. Power Converter
  - 5.1.1. Power Electronics
  - 5.1.2. Applications of Power Electronics
  - 5.1.3. Power Conversion Systems
- 5.2. Converters
  - 5.2.1. Converters
  - 5.2.2. Types of Converters
  - 5.2.3. Characteristic Parameters
  - 5.2.4. Fourier Series
- 5.3. AC/DC Conversion. Single-Phase Uncontrolled Rectifiers
  - 5.3.1. AC/DC Converters
  - 5.3.2. Diode
  - 5.3.3. Uncontrolled Half-Wave Rectifier
  - 5.3.4. Full-Wave Uncontrolled Rectifier
- 5.4. AC/DC Conversion. Single-Phase Controlled Rectifiers
  - 5.4.1. Thyristor
  - 5.4.2. Half-Wave Controlled Rectifier
  - 5.4.3. Full-Wave Controlled Rectifier
- 5.5. Three-Phase Rectifiers
  - 5.5.1. Three-Phase Rectifiers
  - 5.5.2. Three-Phase Controlled Rectifiers
  - 5.5.3. Three-Phase Uncontrolled Rectifiers
- 5.6. DC/AC Conversion. Single-Phase Inverters
  - 5.6.1. DC/AC Converters
  - 5.6.2. Single-Phase Square Wave Controlled Inverters
  - 5.6.3. Single-Phase Inverters Using Sinusoidal PWM Modulation
- 5.7. DC/AC Conversion. Three-Phase Inverters
  - 5.7.1. Three-Phase Inverters
  - 5.7.2. Three-Phase Square Wave Controlled Inverters
  - 5.7.3. Three-Phase Inverters Using Sinusoidal PWM Modulation



- 5.8. DC/DC Conversion
  - 5.8.1. DC/DC Converters
  - 5.8.2. DC/DC Converters Classification
  - 5.8.3. DC/DC Converters Control
  - 5.8.4. Reducing Converter
- 5.9. DC/DC Conversion. Elevating Converter
  - 5.9.1. Elevating Converter
  - 5.9.2. Reducing-Elevating Converter
  - 5.9.3. Cúk Converter
- 5.10. AC/AC Conversion
  - 5.10.1. AC/AC Converters
  - 5.10.2. AC/AC Converters Classification
  - 5.10.3. Voltage Regulators
  - 5.10.4. Cycloconverters

## Module 6. Digital Processing

- 6.1. Discrete Systems
  - 6.1.1. Discrete Signals
  - 6.1.2. Stability of Discrete Systems
  - 6.1.3. Frequency Response
  - 6.1.4. The Fourier Transform
  - 6.1.5. The Z Transform
  - 6.1.6. Signal Sample
- 6.2. Convolution and Correlation
  - 6.2.1. Signal Correlation
  - 6.2.2. Signal Convolution
  - 6.2.3. Examples of Application
- 6.3. Digital Filters
  - 6.3.1. Classes of Digital Filters
  - 6.3.2. Hardware Used for Digital Filters
  - 6.3.3. Frequency Analysis
  - 6.3.4. Effects of the Filter on the Signals

- 6.4. Non-Recursive Filters (FIR)
  - 6.4.1. Non-Infinite Impulse Response
  - 6.4.2. Linearity
  - 6.4.3. Determination of Poles and Zeros
  - 6.4.4. Design of FIR Filters
- 6.5. Recursive Filters (IIR)
  - 6.5.1. Recursion in Filters
  - 6.5.2. Infinite Impulse Response
  - 6.5.3. Determination of Poles and Zeros
  - 6.5.4. Design of IIR Filters
- 6.6. Signal Modulation
  - 6.6.1. Modulation in Amplitude
  - 6.6.2. Modulation in Frequency
  - 6.6.3. Modulation in Phase
  - 6.6.4. Demodulators
  - 6.6.5. Simulators
- 6.7. Image Digital Processing
  - 6.7.1. Color Theory
  - 6.7.2. Sample and Quantification
  - 6.7.3. Digital Processing with OpenCV
- 6.8. Advanced Techniques in Image Digital Processing
  - 6.8.1. Image Recognition
  - 6.8.2. Evolutionary Algorithms for Images
  - 6.8.3. Image Databases
  - 6.8.4. Machine Learning Applied to Writing
- 6.9. Voice Digital Processing
  - 6.9.1. Voice Digital Processing Model
  - 6.9.2. Representation of the Voice Signal
  - 6.9.3. Voice Codification
- 6.10. Advanced Voice Processing
  - 6.10.1. Voice Recognition
  - 6.10.2. Speech Signal Processing for Diction
  - 6.10.3. Digital Speech Therapy Diagnosis

## Module 7. Biomedical Electronics

- 7.1. Biomedical Electronics
  - 7.1.1. Biomedical Electronics
  - 7.1.2. Characteristics of Biomedical Electronics
  - 7.1.3. Biomedical Instrument Systems
  - 7.1.4. Structure of a Biomedical Instrumentation System
- 7.2. Bioelectrical Signals
  - 7.2.1. Origin of Bioelectrical Signals
  - 7.2.2. Conduction
  - 7.2.3. Potential
  - 7.2.4. Propagation of Potentials
- 7.3. Bioelectrical Signal Processing
  - 7.3.1. Bioelectrical Signal Acquisition
  - 7.3.2. Amplification Techniques
  - 7.3.3. Safety and Insulation
- 7.4. Bioelectrical Signal Filter
  - 7.4.1. Noise
  - 7.4.2. Noise Detection
  - 7.4.3. Noise Filtering
- 7.5. Electrocardiogram
  - 7.5.1. The Cardiovascular System
    - 7.5.1.1. Action Potentials
  - 7.5.2. ECG Waveform Nomenclature
  - 7.5.3. Cardiac Electric Activity
  - 7.5.4. Electrocardiography Module Instrumentation
- 7.6. Electroencephalogram
  - 7.6.1. Neurological System
  - 7.6.2. Electrical Brain Activity
    - 7.6.2.1. Brain Waves
  - 7.6.3. Electroencephalography Module Instrumentation

- 7.7. Electromyogram
  - 7.7.1. The Muscular System
  - 7.7.2. Electrical Muscular Activity
  - 7.7.3. Electromyography Module Instrumentation
- 7.8. Spirometry
  - 7.8.1. Respiratory System
  - 7.8.2. Spirometric Parameters
    - 7.8.2.1. Interpretation of the Spirometric Test
  - 7.8.3. Spirometry Module Instrumentation
- 7.9. Oximetry
  - 7.9.1. Circulatory System
  - 7.9.2. Operation Principle
  - 7.9.3. Accuracy of Measurements
  - 7.9.4. Oximetry Module Instrumentation
- 7.10. Electrical Safety and Regulations
  - 7.10.1. Effects of Electric Currents on Living Things
  - 7.10.2. Electrical Accidents
  - 7.10.3. Electrical Safety of Electromedical Equipment
  - 7.10.4. Classification of Electromedical Equipment

## Module 8. Energetic Efficiency, Smart Grid

- 8.1. Smart Grids and Microgrids
  - 8.1.1. Smart Grid
  - 8.1.2. Benefits
  - 8.1.3. Obstacles for its Implementation
  - 8.1.4. Microgrids
- 8.2. Measuring Equipment
  - 8.2.1. Architecture
  - 8.2.2. Smart Meters
  - 8.2.3. Sensor Networks
  - 8.2.4. Phasor Measurement Units

- 8.3. Advanced Measuring Infrastructure (AMI)
  - 8.3.1. Benefits
  - 8.3.2. Services
  - 8.3.3. Protocols and Standards
  - 8.3.4. Confidence
- 8.4. Distributed Generation and Energy Storage
  - 8.4.1. Generation Technologies
  - 8.4.2. Storage Systems
  - 8.4.3. Electric Vehicle
  - 8.4.4. Microgrids
- 8.5. Power Electronics in the Energy Field
  - 8.5.1. Smart Grid Requirements
  - 8.5.2. Technologies
  - 8.5.3. Applications
- 8.6. Demand Response
  - 8.6.1. Objectives
  - 8.6.2. Applications
  - 8.6.3. Models
- 8.7. General Architecture of Smart Grid
  - 8.7.1. Models
  - 8.7.2. Local Networks: HAN, BAN, IAN
  - 8.7.3. Neighborhood Area Network and Field Area Network
  - 8.7.4. Wide Area Network
- 8.8. Smart Grid Communications
  - 8.8.1. Requirements
  - 8.8.2. Technologies
  - 8.8.3. Communications Standards and Protocols
- 8.9. Interoperability, Standards and Security in Smart Grids
  - 8.9.1. Interoperability
  - 8.9.2. Standards
  - 8.9.3. Confidence

- 8.10. Big Data for Smart Grids
  - 8.10.1. Analytical Models
  - 8.10.2. Scope of Application
  - 8.10.3. Data Sources
  - 8.10.4. Storage Systems
  - 8.10.5. Frameworks

## Module 9. Industrial Communications


- 9.1. The Systems in Real Time
  - 9.1.1. Classification
  - 9.1.2. Programming
  - 9.1.3. Planning
- 9.2. Communication Networks
  - 9.2.1. Means of Transmission
  - 9.2.2. Basic Configurations
  - 9.2.3. CIM Pyramid
  - 9.2.4. Classification
  - 9.2.5. OSI Model
  - 9.2.6. TCP/IP Model
- 9.3. Fieldbuses
  - 9.3.1. Classification
  - 9.3.2. Distributed and Centralized Systems
  - 9.3.3. Distributed Control Systems
- 9.4. BUS
  - 9.4.1. Physical Level
  - 9.4.2. Level of Scope
  - 9.4.3. Error Control
  - 9.4.4. Components
- 9.5. Elements
  - 9.5.1. Physical Level
  - 9.5.2. Level of Scope
  - 9.5.3. Error Control
  - 9.5.4. DeviceNet
  - 9.5.5. Controlnet

- 9.6. Profibus
  - 9.6.1. Physical Level
  - 9.6.2. Level of Scope
  - 9.6.3. Level of Application
  - 9.6.4. Communication Model
  - 9.6.5. Operation System
  - 9.6.6. Profinet
- 9.7. Modbus
  - 9.7.1. Physical Media
  - 9.7.2. Access to the Media
  - 9.7.3. Series Transmission Modes
  - 9.7.4. Protocol
  - 9.7.5. TCP Modbus
- 9.8. Industrial Ethernet
  - 9.8.1. Profinet
  - 9.8.2. TCP Modbus
  - 9.8.3. Ethernet/IP
  - 9.8.4. EtherCAT
- 9.9. Wireless Communication
  - 9.9.1. 802.11 Networks (Wifi)
  - 9.9.3. 802.15.1 Networks (BlueTooth)
  - 9.9.3. 802.15.4 Networks (ZigBee)
  - 9.9.4. *WirelessHART*
  - 9.9.5. *WiMAX*
  - 9.9.6. Mobile Phone-Based Networks
  - 9.9.7. Satellite Communications
- 9.10. IoT in Industrial Environments
  - 9.10.1. The Internet of Things
  - 9.10.2. IoT Device Characteristics
  - 9.10.3. Application of IoT in Industrial Environments
  - 9.10.4. Security Requirements
  - 9.10.5. Communication Protocols: MQTT and CoAP

## Module 10. Industrial Marketing

- 10.1. Marketing and Analysis of the Industrial Market
  - 10.1.1. Marketing
  - 10.1.2. Understanding the Market and Customer Guidance
  - 10.1.3. Differences Between Industrial Marketing and Consumer Marketing
  - 10.1.4. Industrial Market
- 10.2. Marketing Planning
  - 10.2.1. Strategic Planning
  - 10.2.2. Analysis of the Environment
  - 10.2.3. Business Mission and Objectives
  - 10.2.4. The Marketing Plan in Industrial Companies
- 10.3. Managing the Marketing Information
  - 10.3.1. Knowledge of the Client in the Industrial sector
  - 10.3.2. Learning from the Market
  - 10.3.3. MIS (Marketing Information System)
  - 10.3.4. Commercial Research
- 10.4. Marketing Strategies
  - 10.4.1. Segmentation
  - 10.4.2. Evaluation and Choice of Target Market
  - 10.4.3. Differentiation and Positioning
- 10.5. Marketing Relations in the Industrial sector
  - 10.5.1. Creating Relationships
  - 10.5.2. From Transactional Marketing to Relational Marketing
  - 10.5.3. Design and Implementation of an Industrial Relational Marketing Strategy
- 10.6. Value Creation in the Industrial Market
  - 10.6.1. Marketing Mix and Offering
  - 10.6.2. Advantages of Inbound Marketing in the Industrial Sector
  - 10.6.3. Value Proposal in the Industrial Market
  - 10.6.4. Industrial Purchasing Process


- 10.7. Pricing Policies
  - 10.7.1. Pricing Policies
  - 10.7.2. Objectives of Pricing Policies
  - 10.7.3. Fixed-Pricing Strategies
- 10.8. Communication and Branding in the Industrial Sector
  - 10.8.1. Branding
  - 10.8.2. Building a Brand in the Industrial Market
  - 10.8.3. Stages in Communication Development
- 10.9. Commercial Function and Sales in Industrial Markets
  - 10.9.1. Importance of Commercial Management in the Industrial Company
  - 10.9.2. Sales Force Strategy
  - 10.9.3. Commercial Figure in the Industrial Market
  - 10.9.4. Commercial Negotiation
- 10.10. Distribution in Industrial Environments
  - 10.10.1. Nature of Distribution Channels
  - 10.10.2. Distribution in the Industrial Sector: Competitive Factor
  - 10.10.3. Types of Distribution Channels
  - 10.10.4. Choosing the Distribution Channel





“

*The most complete Electronic Systems Engineering syllabus currently available”*



# 05 Methodology

This academic program offers students a different way of learning. Our methodology uses a cyclical learning approach: **Relearning**.

This teaching system is used, for example, in the most prestigious medical schools in the world, and major publications such as the **New England Journal of Medicine** have considered it to be one of the most effective.



“

*Discover Relearning, a system that abandons conventional linear learning, to take you through cyclical teaching systems: a way of learning that has proven to be extremely effective, especially in subjects that require memorization"*



## Case Study to contextualize all content

Our program offers a revolutionary approach to developing skills and knowledge. Our goal is to strengthen skills in a changing, competitive, and highly demanding environment.

“

*At TECH, you will experience a learning methodology that is shaking the foundations of traditional universities around the world”*



*You will have access to a learning system based on repetition, with natural and progressive teaching throughout the entire syllabus.*





### A learning method that is different and innovative

This TECH program is an intensive educational program, created from scratch, which presents the most demanding challenges and decisions in this field, both nationally and internationally. This methodology promotes personal and professional growth, representing a significant step towards success. The case method, a technique that lays the foundation for this content, ensures that the most current economic, social and professional reality is taken into account.



*Our program prepares you to face new challenges in uncertain environments and achieve success in your career”*

*The student will learn to solve complex situations in real business environments through collaborative activities and real cases.*

The case method has been the most widely used learning system among the world's leading Information Technology schools for as long as they have existed. The case method was developed in 1912 so that law students would not only learn the law based on theoretical content. It consisted of presenting students with real-life, complex situations for them to make informed decisions and value judgments on how to resolve them. In 1924, Harvard adopted it as a standard teaching method.

What should a professional do in a given situation? This is the question that you are presented with in the case method, an action-oriented learning method. Throughout the course, students will be presented with multiple real cases. They will have to combine all their knowledge and research, and argue and defend their ideas and decisions.

## Relearning Methodology

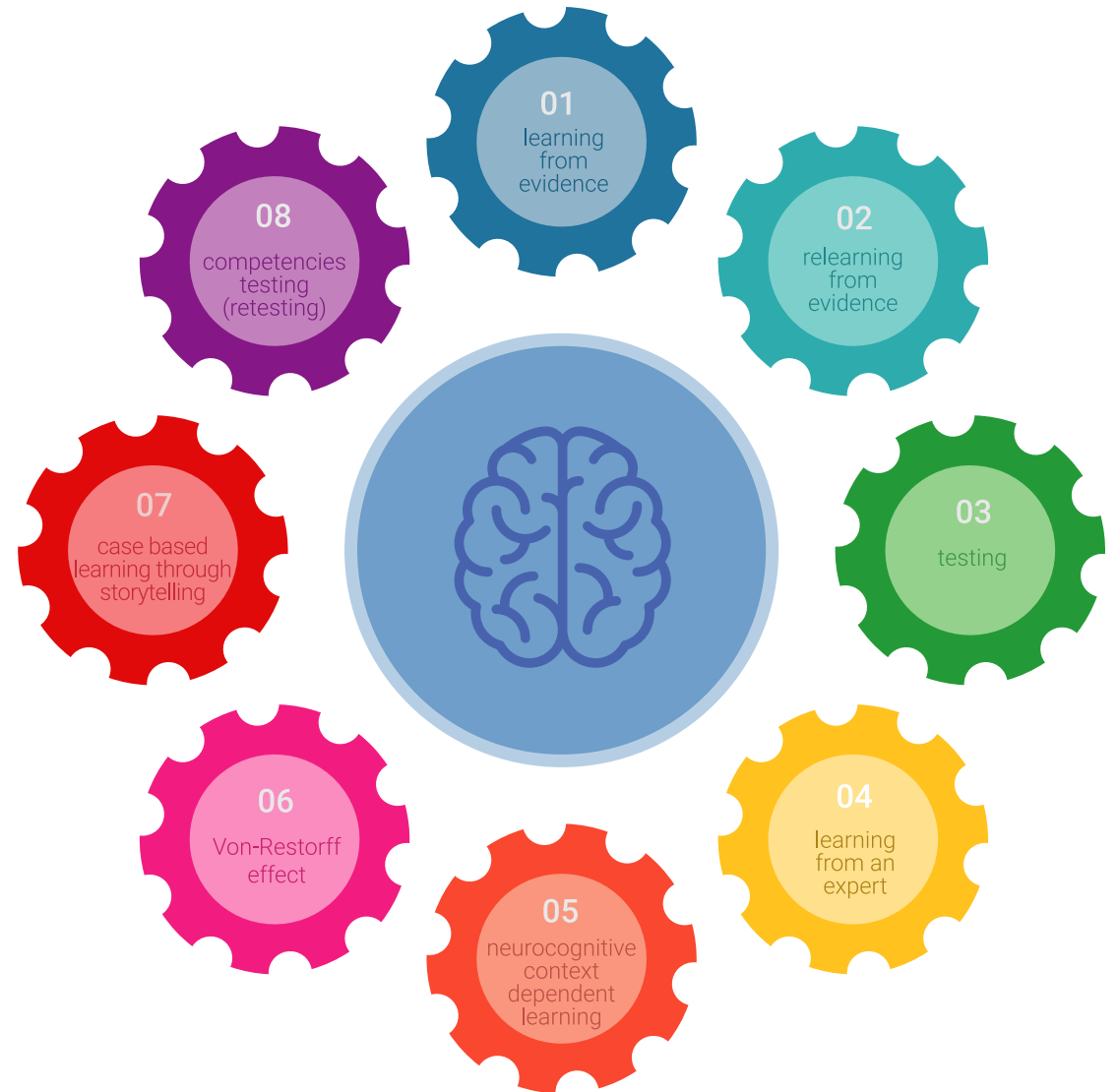
TECH effectively combines the Case Study methodology with a 100% online learning system based on repetition, which combines different teaching elements in each lesson.

We enhance the Case Study with the best 100% online teaching method: Relearning.

*In 2019, we obtained the best learning results of all online universities in the world.*

At TECH, you will learn using a cutting-edge methodology designed to train the executives of the future. This method, at the forefront of international teaching, is called Relearning.

Our university is the only one in the world authorized to employ this successful method. In 2019, we managed to improve our students' overall satisfaction levels (teaching quality, quality of materials, course structure, objectives...) based on the best online university indicators.



In our program, learning is not a linear process, but rather a spiral (learn, unlearn, forget, and re-learn). Therefore, we combine each of these elements concentrically.

This methodology has trained more than 650,000 university graduates with unprecedented success in fields as diverse as biochemistry, genetics, surgery, international law, management skills, sports science, philosophy, law, engineering, journalism, history, and financial markets and instruments. All this in a highly demanding environment, where the students have a strong socio-economic profile and an average age of 43.5 years.


*Relearning will allow you to learn with less effort and better performance, involving you more in your training, developing a critical mindset, defending arguments, and contrasting opinions: a direct equation for success.*

From the latest scientific evidence in the field of neuroscience, not only do we know how to organize information, ideas, images and memories, but we know that the place and context where we have learned something is fundamental for us to be able to remember it and store it in the hippocampus, to retain it in our long-term memory.

In this way, and in what is called neurocognitive context-dependent e-learning, the different elements in our program are connected to the context where the individual carries out their professional activity.



This program offers the best educational material, prepared with professionals in mind:



### Study Material

All teaching material is produced by the specialists who teach the course, specifically for the course, so that the teaching content is highly specific and precise.

These contents are then adapted in audiovisual format, to create the TECH online working method. All this, with the latest techniques that offer high-quality pieces in each and every one of the materials that are made available to the student.



### Classes

There is scientific evidence suggesting that observing third-party experts can be useful.

Learning from an Expert strengthens knowledge and memory, and generates confidence in future difficult decisions.



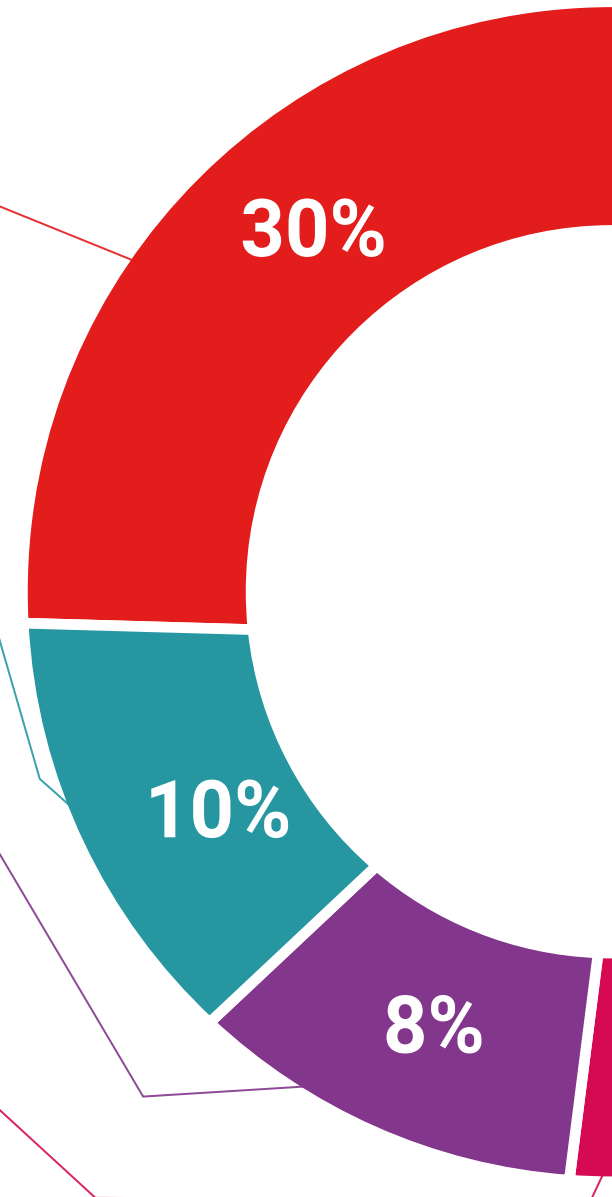
### Practising Skills and Abilities

They will carry out activities to develop specific competencies and skills in each thematic area. Exercises and activities to acquire and develop the skills and abilities that a specialist needs to develop in the context of the globalization that we are experiencing.

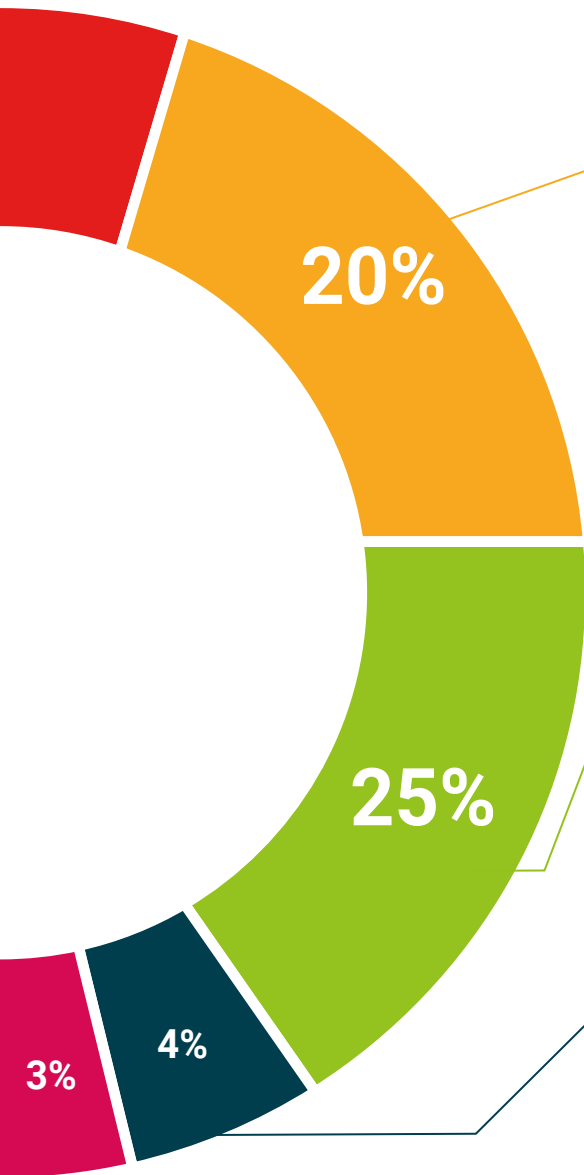


### Additional Reading

Recent articles, consensus documents and international guidelines, among others. In TECH's virtual library, students will have access to everything they need to complete their course.







#### Case Studies

Students will complete a selection of the best case studies chosen specifically for this program. Cases that are presented, analyzed, and supervised by the best specialists in the world.



#### Interactive Summaries

The TECH team presents the contents attractively and dynamically in multimedia lessons that include audio, videos, images, diagrams, and concept maps in order to reinforce knowledge.

This exclusive educational system for presenting multimedia content was awarded by Microsoft as a "European Success Story".



#### Testing & Retesting

We periodically evaluate and re-evaluate students' knowledge throughout the program, through assessment and self-assessment activities and exercises, so that they can see how they are achieving their goals.



07

# Certificate

The Professional Master's Degree in Electronic Systems Engineering guarantees students, in addition to the most rigorous and up-to-date education, access to a Professional Master's Degree issued by TECH Technological University.



“

*Successfully complete this program and receive your university qualification without having to travel or fill out laborious paperwork”*

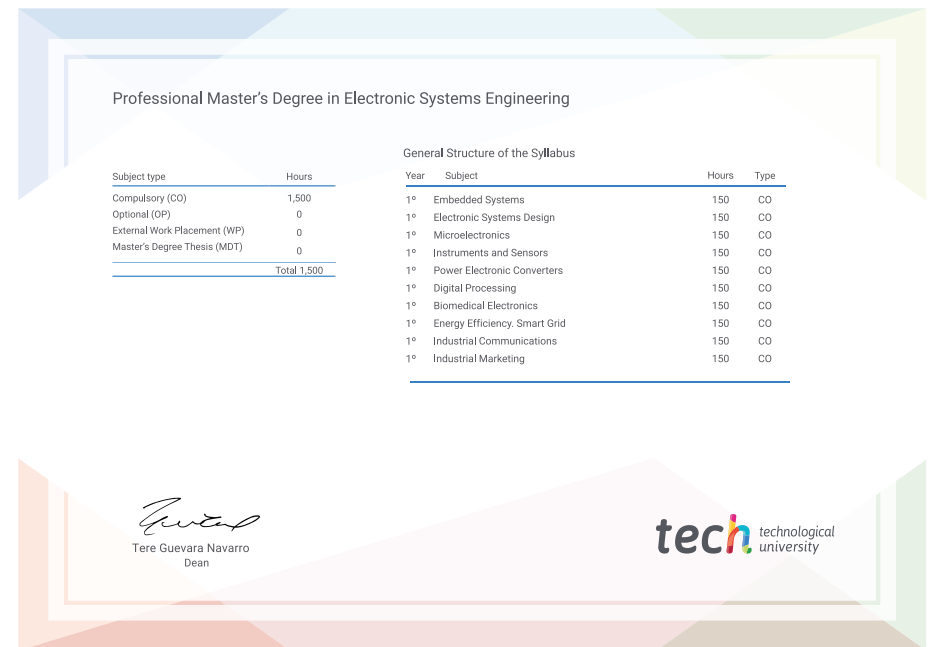
This **Professional Master's Degree in Electronic Systems Engineering** contains the most complete and up-to-date program on the market.

After the student has passed the assessments, they will receive their corresponding **Professional Master's Degree** issued by **TECH Technological University** via tracked delivery\*.

The certificate issued by **TECH Technological University** will reflect the qualification obtained in the Professional Master's Degree, and meets the requirements commonly demanded by labor exchanges, competitive examinations and professional career evaluation committees.

Title: **Professional Master's Degree in Electronic Systems Engineering**

Official N° of Hours: **1,500 hours.**



\*Apostille Convention. In the event that the student wishes to have their paper certificate issued with an apostille, TECH EDUCATION will make the necessary arrangements to obtain it, at an additional cost.





## Professional Master's Degree Electronic Systems Engineering

- » Modality: **online**
- » Duration: **12 months**
- » Certificate: **TECH Technological University**
- » Dedication: **16h/week**
- » Schedule: **at your own pace**
- » Exams: **online**

# Professional Master's Degree Electronic Systems Engineering