

# Professional Master's Degree Clinical Neuropsychology





## Professional Master's Degree Clinical Neuropsychology

- » Modality: online
- » Duration: 12 months
- » Certificate: TECH Technological University
- » Dedication: 16h/week
- » Schedule: at your own pace
- » Exams: online

Website: [www.techtitute.com/in/education/professional-master-degree/master-clinical-neuropsychology](http://www.techtitute.com/in/education/professional-master-degree/master-clinical-neuropsychology)

# Index

01

Introduction

---

*p. 4*

02

Objectives

---

*p. 8*

03

Skills

---

*p. 12*

04

Structure and Content

---

*p. 16*

05

Methodology

---

*p. 28*

06

Certificate

---

*p. 36*

# 01

# Introduction

Teaching professionals have always played a key role in the physical and intellectual development of the child. That is why their understanding of the direct relationship between the brain connection and learning is essential for the proper development of students and for the early detection of those children who may have a deficit that requires the intervention of another specialist. This university program offers teachers comprehensive content in the field of neuropsychology, which will allow them to advance in their professional performance with the help of a specialized team that has contributed their extensive knowledge in this area to this program.





“

*TECH offers you a university program with multidisciplinary content and with a theoretical and practical focus which will convert you into a much more complete teacher”*

The brain continues to be one of the organs most studied by scientists. However, we have still not achieved full understanding of it. However, the discoveries and advances made have led to a better understanding of how it works and to the application of this knowledge in different disciplines, including education. Cognitive development at an early age is key to detecting whether the brain is developing properly or whether it is suffering from some type of disease. In this scenario, the teaching professional who works with students every day, must understand the biological and neurological processes that explain a disease, as well as the different methods of evaluation and diagnosis.

This Professional Master's Degree provides teaching professionals with an advanced and intensive education that will allow them to progress in their field of work thanks to a syllabus that will allow them to learn more about neuropsychology, the principles of neuroanatomy, as well as the neurological bases of cognitive functions, brain damage and derived disorders, cognitive deficits or the evaluation and rehabilitation techniques used in neuropsychology. All this will facilitate the understanding and detection of students with functional and cognitive diversity.

A university program that will be developed over 12 months with a syllabus consisting of contents made up of multimedia material (video summaries, interactive summaries, detailed videos), specialized readings and simulations of real clinical cases that will be very useful for the understanding of the content and its practical application.

TECH offers teaching professionals a high-level education that they can study conveniently, wherever and whenever they want. All you need is an electronic device (computer, tablet or cell phone) with an internet connection to access all the content of this Professional Master's Degree. Thus, students taking this degree will be free to distribute the teaching load according to their needs. A flexibility that will allow you to obtain a quality education without neglecting other areas of your life.

This **Professional Master's Degree in Clinical Neuropsychology** contains the most complete and up-to-date educational program on the market. Its most notable features are:

- ♦ Practical cases presented by experts in Psychology and Neurology
- ♦ The graphic, schematic, and practical contents with which they are created, provide scientific and practical information on the disciplines that are essential for professional practice
- ♦ Practical exercises where self-assessment can be used to improve learning
- ♦ Special emphasis on innovative methodologies
- ♦ Theoretical lessons, questions to the expert, debate forums on controversial topics, and individual reflection assignments
- ♦ Content that is accessible from any fixed or portable device with an Internet connection



*The Relearning system will allow you to reduce the long hours of study that are so common in other learning methods"*

“

*Do you know about aphasias, alexias and agraphias and their impact on learning? If you want an advanced and flexible program, TECH offers you a fully online program that adapts to you. Enroll now”*

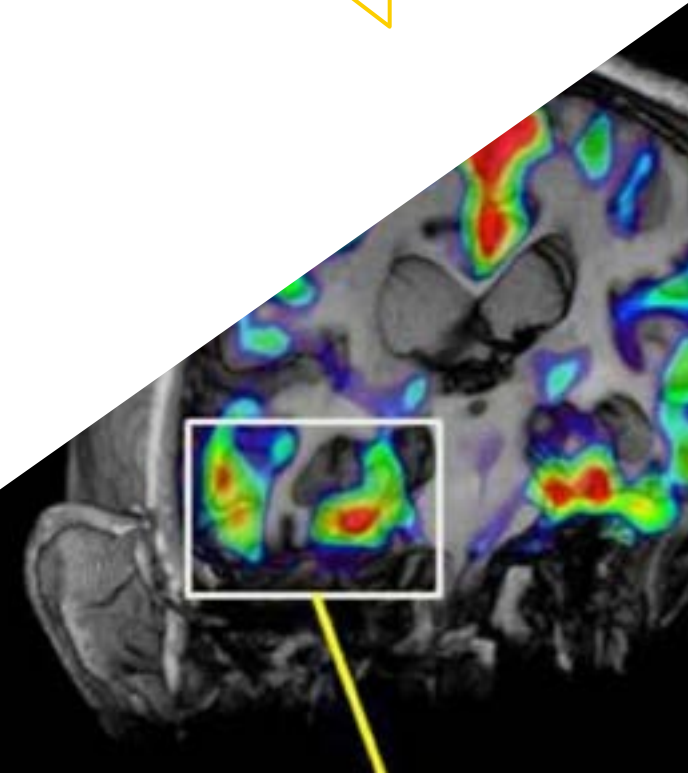
The program's teaching staff includes professionals from the sector who contribute their work experience to this program, as well as renowned specialists from leading societies and prestigious universities.

The multimedia content, developed with the latest educational technology, will provide the professional with situated and contextual learning, i.e., a simulated environment that will provide immersive learning programmed to train in real situations.

This program is designed around Problem-Based Learning, whereby the professional must try to solve the different professional practice situations that arise throughout the program. For this purpose, the student will be assisted by an innovative interactive video system created by renowned and experienced experts.

*Do you know about aphasias, alexias and agraphias and their impact on learning? Delve deeper into this knowledge thanks to this university education.*

*This program will help you to better understand the brain as well as neuropsychological assessment and rehabilitation*



# 02

# Objectives

The evolution of Clinical Neuropsychology has made it possible to make numerous advances in diagnostic techniques and tools, as well as in the treatments applied to people suffering from some type of disorder. This Professional Master's Degree was created with the objective of bringing teaching professionals closer to the most current knowledge in this field through a syllabus developed by a teaching team specialized in this area. Thus, at the end of this course, the student will be able to handle the key concepts of this discipline, will have an in-depth knowledge of the different disorders, their detection and clinical approach, and will have mastered the current psychopharmacology.







“

*Do you want to deepen your knowledge of the relationship between the brain and the mind? Then this is the right university program for you. Enroll now”*



## General Objectives

---

- ♦ Describe the overall working of the brain and the biochemistry that activates or inhibits it
- ♦ Use brain activity as a map for mental health disorders
- ♦ Describe the brain-mind relationship
- ♦ Develop knowledge of the technology which can provoke changes in the brain in order to overcome mental illnesses
- ♦ Describe the most common neurological disorders in psychological behavior
- ♦ Describe the relationship between the central nervous system, the endocrine system and immune systems
- ♦ Understand current psychopharmacology and integrate this knowledge into psychological tools that can improve mental illness

“

*An online program that will make you grow as a teacher and detect the different cognitive deficits according to their symptoms”*





## Specific Objectives

---

### Module 1. Introduction to Neuropsychology

- ♦ Know the beginnings of neuropsychology and its first studies
- ♦ Learn about the basics of Neurobiology
- ♦ Know and contextualize the bases of the development of the central nervous system

### Module 2. Principles of Neuroanatomy

- ♦ Know the origins and the evolutionary process of the nervous system
- ♦ Obtain a general vision on the formation of the nervous system
- ♦ Know the fundamental basics of Neuroanatomy

### Module 3. Functional Neuroanatomy

- ♦ Learn and understand about the basics of functional neuroanatomy
- ♦ Differentiate between the different brain zones and their functioning

### Module 4. Cognitive Functions

- ♦ Know the most important cognitive functions
- ♦ Know and contextualize the neurobiological bases of the cognitive functions
- ♦ Know the principles and origins of cognitive functions

### Module 5. Brain Injury

- ♦ Know and contextualize the basics of brain injury
- ♦ Know and differentiate between the different types of brain injury
- ♦ Learn the different disorders derived from brain injury

### Module 6. Aphasias, Agraphias and Alexias

- ♦ Know and internalize the bases of aphasias, agraphias and alexias
- ♦ Know the classification and characteristics specific to aphasias, agraphias and alexias
- ♦ Know the evaluation and diagnosis of aphasias, agraphias and alexias

### Module 7. Cognitive Deficiencies

- ♦ Know and contextualize the different cognitive deficiencies
- ♦ Classify the cognitive deficiencies according to their symptoms

### Module 8. Neurodegenerative Diseases

- ♦ Learn about the basics of neurodegenerative diseases
- ♦ Differentiate between and contextualize the different neurodegenerative diseases
- ♦ Know the different types of dementia and learn how to differentiate between them

### Module 9. Neuropsychological Assessment and Rehabilitation

- ♦ Know the basics of neuropsychological assessment and rehabilitation
- ♦ Know the different assessment tools that exist within neuropsychology
- ♦ Know the different techniques in neuropsychological rehabilitation

### Module 10. Pharmacological Treatment

- ♦ Know and learn about the basics and foundations of psychopharmacology
- ♦ Know and classify the different types of psychopharmaceuticals
- ♦ Know and contextualize the different uses of psychopharmacological therapy

# 03 Skills

This Professional Master's Degree has been designed from a multidisciplinary point of view with the objective of broadening the skills of teachers who, on a daily basis, encounter students with different learning abilities and, sometimes, students who have a very distinctive cognitive development, which requires more individualized attention to be given to that student. Thus, this program will allow teachers to broaden their competencies and skills in the recognition of mental disorders, the detection of the most appropriate pharmacological treatments, as well as in the detection of pharmacological intervention guidelines for common disorders such as anxiety, stress, eating disorders and sleep disorders.



“

*Improve your skills in the classroom through the understanding and up-to-date knowledge of the different mental disorders with this Professional Master's Degree”*



## General Skills

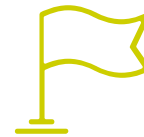
---

- Recognize patterns and indicators of mental illness
- Accompany your students with mental illness, knowing the processes and how they occur
- Give support and encouragement to the mentally ill patient and their family based on comprehensive knowledge

“

*Improve your competencies and skills in the approach to students with cognitive deficiencies or those who are being treated with psychopharmaceuticals for anxiety disorder”*





## Specific Skills

---

- ♦ Describe the neurological principles of behavior
- ♦ Explain the principles of neuroanatomy
- ♦ Know the principles of cerebral biochemistry
- ♦ Describe the biochemistry of mental disorders
- ♦ Know how neuroanatomy and mental disorders work
- ♦ Recognise the biochemistry and neuroanatomy of the most well-known mental disorders in the practitioner's outpatient clinic
- ♦ Distinguish the pharmacological treatments available
- ♦ Know what neurobehavioral networks are, and how they work
- ♦ Know the stages of pharmacological intervention in anxiety and stress disorders
- ♦ Know the processes for intervention with psychotropic drugs in depression, eating disorders, and sleep disorders

# 04

## Structure and Content

The syllabus of this Professional Master's Degree has been developed by an expert teaching team that has invested hours in the preparation of an exhaustive, multidisciplinary syllabus with a theoretical-practical approach, which allows the teaching professional to grow in their field of work. Thus, students taking this online program will be able to access the 10 modules that make up this degree, where they will find multimedia didactic material, real clinical cases and complementary readings. A library of resources that you can access 24 hours a day from your computer or tablet. In this way, they will enter the field of Clinical Neuropsychology until they reach their professional projection goals.







“

*24-hour access to teaching materials using  
the latest technology in the academic field”*

## Module 1. Introduction to Neuropsychology

- 1.1. Introduction to Neuropsychology
  - 1.1.1. Basis and Origins of Neuropsychology
  - 1.1.2. First Approaches to the Discipline
- 1.2. First Approaches to the Neuropsychology
  - 1.2.1. First Works Within Neuropsychology
  - 1.2.2. Most Relevant Authors and Works
- 1.3. Ontogeny and Phylogeny of the CNS
  - 1.3.1. Concept of Ontogeny and Phylogeny
  - 1.3.2. Ontogeny and Phylogeny Within the CNS
- 1.4. Cellular and Molecular Neurobiology
  - 1.4.1. Introduction to Neurobiology
  - 1.4.2. Cellular and Molecular Neurobiology
- 1.5. Neurobiology of Systems
  - 1.5.1. Concepts of Systems
  - 1.5.2. Structures and Development
- 1.6. Embryology of the Nervous System
  - 1.6.1. Principles of Embryology of the Nervous System
  - 1.6.2. Phases of CNS Embryology
- 1.7. Introduction to Structural Anatomy CNS
  - 1.7.1. Introduction to Structural Anatomy
  - 1.7.2. Structural Development
- 1.8. Introduction to Functional Anatomy
  - 1.8.1. What is Function Anatomy?
  - 1.8.2. Most Important Functions
- 1.9. Neuroimaging Techniques
  - 1.9.1. Concept of Neuroimaging
  - 1.9.2. Most Commonly Used Techniques
  - 1.9.3. Advantages and Disadvantages





## Module 2. Principles of Neuroanatomy

- 2.1. Formation of the Nervous System
  - 2.1.1. Anatomical and Functional Organization of the Nervous System
  - 2.1.2. Neurons
  - 2.1.3. Glial Cells
  - 2.1.4. Central Nervous System: Brain and Spinal Cord
  - 2.1.5. Main Structures:
    - 2.1.5.1. Forebrain
    - 2.1.5.2. Midbrain
    - 2.1.5.3. Rhombencephalon
- 2.2. Formation of the Nervous System II
  - 2.2.1. Peripheral Nervous System
    - 2.2.1.1. Somatic Nervous System
    - 2.2.1.2. Neurovegetative or Autonomic Nervous System
    - 2.2.1.3. White Matter
    - 2.2.1.4. Gray Matter
    - 2.2.1.5. Meninges
    - 2.2.1.6. Cerebrospinal Fluid
- 2.3. The Neurone and its Composition
  - 2.3.1. Introduction to the Neurone and its Function
  - 2.3.2. The Neurone and its Composition
- 2.4. Electric and Chemical Synapses
  - 2.4.1. What is a Synapse?
  - 2.4.2. Electrical Synapse
  - 2.4.3. Chemical Synapse
- 2.5. Neurotransmitters
  - 2.5.1. What is a Neurotransmitter?
  - 2.5.2. Types of Neurotransmitters and their Functioning
- 2.6. Neuroendocrinology (Hypothalamus-Endocrine System Relationship)
  - 2.6.1. Introduction to Neuroendocrinology
  - 2.6.2. Basis of Neuroendocrinological Functioning

- 2.7. Neuroimmunology (Relationship between the Nervous System and Immune System)
  - 2.7.1. Introduction to Neuroimmunology
  - 2.7.2. Basis and Fundamentals of Neuroimmunology
- 2.8. Nervous System in Childhood and Adolescence
  - 2.8.1. Development of CNS
  - 2.8.2. Bases and Characteristics
- 2.9. Nervous System in Adulthood
  - 2.9.1. Bases and Characteristics of the CNS
- 2.10. Nervous System in Old Age
  - 2.10.1. Bases and Characteristics of the CNS in Old Age
  - 2.10.2. Main Related Problems

### Module 3. Functional Neuroanatomy

- 3.1. Frontal Lobe
  - 3.1.1. Introduction to the Frontal Lobe
  - 3.1.2. Main Features
  - 3.1.3. Bases of their Functioning
- 3.2. Neuropsychology of the Dorsolateral Prefrontal Cortex
  - 3.2.1. Introduction to the Dorsolateral Prefrontal Cortex
  - 3.2.2. Main Features
  - 3.2.3. Bases of their Functioning
- 3.3. Neuropsychology of the Orbitofrontal Cortex
  - 3.3.1. Introduction to the Orbitofrontal Cortex
  - 3.3.2. Main Features
  - 3.3.3. Bases of their Functioning
- 3.4. Neuropsychology of the Medial Prefrontal Cortex
  - 3.4.1. Introduction to the Dorsolateral Prefrontal Cortex
  - 3.4.2. Main Features
  - 3.4.3. Bases of their Functioning
- 3.5. Motor Cortex
  - 3.5.1. Introduction to the Motor Cortex
  - 3.5.2. Main Features
  - 3.5.3. Bases of their Functioning

- 3.6. Temporal Lobe
  - 3.6.1. Introduction to the Temporal Lobe Cortex
  - 3.6.2. Main Features
  - 3.6.3. Bases of their Functioning
- 3.7. Parietal Lobe
  - 3.7.1. Introduction to the Parietal Lobe Cortex
  - 3.7.2. Main Features
  - 3.7.3. Bases of their Functioning
- 3.8. Occipital Lobe
  - 3.8.1. Introduction to the Occipital Lobe Cortex
  - 3.8.2. Main Features
  - 3.8.3. Bases of their Functioning
- 3.9. Cerebral Assymetry
  - 3.9.1. Concept of Brain Asymmetry
  - 3.9.2. Characteristics and Functioning

### Module 4. Cognitive Functions

- 4.1. Neurological Bases of Attention
  - 4.1.1. Introduction to the Concept of Attention
  - 4.1.2. Neurobiological Bases and Foundations of Attention
- 4.2. Neurobiological Bases of Memory
  - 4.2.1. Introduction to the Concept of Memory
  - 4.2.2. Neurobiological Bases and Foundations of Memory
- 4.3. Neurological Bases of Language
  - 4.3.1. Introduction to the Concept of Language
  - 4.3.2. Neurobiological Bases and Foundations of Language
- 4.4. Neurobiological Bases of Perception
  - 4.4.1. Introduction to the Concept of Perception
  - 4.4.2. Neurobiological Bases and Foundations of Perception
- 4.5. Visuospatial Neurobiological Bases
  - 4.5.1. Introduction to Visuospatial Functions
  - 4.5.2. Basis and Fundamentals of Visuospatial Functions

- 4.6. Neurobiological Basis of Executive Functions
  - 4.6.1. Introduction to Executive Functions
  - 4.6.2. Basis and Fundamentals of Executive Functions
- 4.7. Apraxias
  - 4.7.1. What are Apraxias?
  - 4.7.2. Features and Types
- 4.8. Gnosias
  - 4.8.1. What are Apraxias?
  - 4.8.2. Features and Types
- 4.9. Social Cognition
  - 4.9.1. Introduction to Social Cognition
  - 4.9.2. Characteristics and Theoretical Foundations

## Module 5. Brain Injury

- 5.1. Neuropsychological and Behavior Disorders of Genetic Origin
  - 5.1.1. Introduction
  - 5.1.2. Genes, Chromosomes and Hereditary
  - 5.1.3. Genes and Behavior
- 5.2. Early Brain Injury Disorder
  - 5.2.1. Introduction
  - 5.2.2. The Brain in Early Childhood
  - 5.2.3. Pediatric Cerebral Palsy
  - 5.2.4. Psychosyndromes
  - 5.2.5. Learning Disorders
  - 5.2.6. Neurobiological Disorders that Affect Learning
- 5.3. Vascular Brain Disorders
  - 5.3.1. Introduction to Cerebrovascular Disorders
  - 5.3.2. Most Common Types
  - 5.3.3. Characteristics and Symptomology
- 5.4. Brain Tumors
  - 5.4.1. Introduction to Brain Tumors
  - 5.4.2. Most Common Types
  - 5.4.3. Characteristics and Symptomology

- 5.5. Cranioencephalic Traumas
  - 5.5.1. Introduction to Trauma
  - 5.5.2. Most Common Types
  - 5.5.3. Characteristics and Symptomology
- 5.6. Infections of the CNS
  - 5.6.1. Introduction the CNS Infections
  - 5.6.2. Most Common Types
  - 5.6.3. Characteristics and Symptomology
- 5.7. Epileptic Disorders
  - 5.7.1. Introduction to Epileptic Disorders
  - 5.7.2. Most Common Types
  - 5.7.3. Characteristics and Symptomology
- 5.8. Alterations in the Level of Consciousness
  - 5.8.1. Introduction to Altered Levels of Consciousness
  - 5.8.2. Most Common Types
  - 5.8.3. Characteristics and Symptomology
- 5.9. Acquired Brain Injury
  - 5.9.1. Concept of Acquired Brain Injury
  - 5.9.2. Most Common Types
  - 5.9.3. Characteristics and Symptomology
- 5.10. Disorders Related to Pathological Ageing
  - 5.10.1. Introduction
  - 5.10.2. Psychological Disorders Related to Pathological Ageing

## Module 6. Aphasias, Agraphias and Alexias

- 6.1. Broca's Aphasia
  - 6.1.1. Basis and Origin of Broca's Aphasia
  - 6.1.2. Characteristics and Symptomology
  - 6.1.3. Assessment and Diagnosis
- 6.2. Wernicke's Aphasia
  - 6.2.1. Basis and Origin of Wernicke's Aphasia
  - 6.2.2. Characteristics and Symptomology
  - 6.2.3. Assessment and Diagnosis

- 6.3. Conduction Aphasia
  - 6.3.1. Basis and Origin of Conduction Aphasia
  - 6.3.2. Characteristics and Symptomology
  - 6.3.3. Assessment and Diagnosis
- 6.4. Global Aphasia
  - 6.4.1. Basis and Origin of Global Aphasia
  - 6.4.2. Characteristics and Symptomology
  - 6.4.3. Assessment and Diagnosis
- 6.5. Sensory Transcortical Aphasia
  - 6.5.1. Basis and Origin of Broca's Aphasia
  - 6.5.2. Characteristics and Symptomology
  - 6.5.3. Assessment and Diagnosis
- 6.6. Motor Transcortical Aphasia
  - 6.6.1. Basis and Origin of Motor Transcortical Aphasia
  - 6.6.2. Characteristics and Symptomology
  - 6.6.3. Assessment and Diagnosis
- 6.7. Mixed Transcortical Aphasia
  - 6.7.1. Basis and Origin of Mixed Transcortical Aphasia
  - 6.7.2. Characteristics and Symptomology
  - 6.7.3. Assessment and Diagnosis
- 6.8. Anomic Aphasia
  - 6.8.1. Basis and Origin of Anomic Aphasia
  - 6.8.2. Characteristics and Symptomology
  - 6.8.3. Assessment and Diagnosis
- 6.9. Agraphias
  - 6.9.1. Basis and Origin of Agraphias
  - 6.9.2. Characteristics and Symptomology
  - 6.9.3. Assessment and Diagnosis
- 6.10. Alexias
  - 6.10.1. Basis and Origin of Alexias
  - 6.10.2. Characteristics and Symptomology
  - 6.10.3. Assessment and Diagnosis

## Module 7. Cognitive Deficiencies

- 7.1. Attention Pathology
  - 7.1.1. Main Attention Pathologies
  - 7.1.2. Characteristics and Symptomology
  - 7.1.3. Assessment and Diagnosis
- 7.2. Memory Pathology
  - 7.2.1. Main Memory Pathologies
  - 7.2.2. Characteristics and Symptomology
  - 7.2.3. Assessment and Diagnosis
- 7.3. Dysjective Syndrome
  - 7.3.1. What is Dysjective Syndrome?
  - 7.3.2. Characteristics and Symptomology
  - 7.3.3. Assessment and Diagnosis
- 7.4. Apraxias I
  - 7.4.1. Concept of Apraxia
  - 7.4.2. Main Modalities
    - 7.4.2.1. Ideomotor Apraxia
    - 7.4.2.2. Ideational Apraxia
    - 7.4.2.3. Constructional Apraxia
    - 7.4.2.4. Clothing Apraxia
- 7.5. Apraxias II
  - 7.5.1. Gait Apraxia
  - 7.5.2. Apraxia of Speech or Phonation
  - 7.5.3. Optical Apraxia
  - 7.5.4. Callosal Apraxia
  - 7.5.5. Examination of the Apraxias:
    - 7.5.5.1. Neuropsychological Assessment
    - 7.5.5.2. Cognitive Rehabilitation

- 7.6. Agnosias I
  - 7.6.1. Concept of Agnosias
  - 7.6.2. Visual Agnosias
    - 7.6.2.1. Agnosia for Objects
    - 7.6.2.2. Simultanagnosia
    - 7.6.2.3. Prosopagnosia
    - 7.6.2.4. Chromatic Agnosia
    - 7.6.2.5. Others
  - 7.6.3. Auditory Agnosias
    - 7.6.3.1. Amusia
    - 7.6.3.2. Agnosia for Sounds
    - 7.6.3.3. Verbal Agnosia
  - 7.6.4. Somatosensory Agnosias
    - 7.6.4.1. Asterognosia
    - 7.6.4.2. Tactile Agnosia
- 7.7. Agnosias II
  - 7.7.1. Olfactory Agnosias
  - 7.7.2. Agnosia in Diseases
    - 7.7.2.1. Anosognosia
    - 7.7.2.2. Asomatognosia
  - 7.7.3. Assessment of Agnosias
  - 7.7.4. Cognitive Rehabilitation
- 7.8. Social Cognition Deficit
  - 7.8.1. Introduction to Social Cognition
  - 7.8.2. Characteristics and Symptomology
  - 7.8.3. Assessment and Diagnosis
- 7.9. Autism Spectrum Disorders
  - 7.9.1. Introduction
  - 7.9.2. ASD Diagnosis
  - 7.9.3. Cognitive and Neuropsychological Profile Associated with ASD

## Module 8. Neurodegenerative Diseases

- 8.1. Normal Ageing
  - 8.1.1. Basic Cognitive Processes in Normal Ageing
  - 8.1.2. Superior Cognitive Processes in Normal Ageing
  - 8.1.3. Attention and Memory in Elderly People with Normal Ageing
- 8.2. Cognitive Reserve and its Importance in Aging
  - 8.2.1. Cognitive Reserve: Definition and Basic Concepts
  - 8.2.2. Functionality of Cognitive Reserve
  - 8.2.3. Influencing Variables in Cognitive Reserve
  - 8.2.4. Interventions Based on Improving Cognitive Reserve in the Elderly
- 8.3. Multiple Sclerosis
  - 8.3.1. Concepts and Biological Foundations of Multiple Sclerosis
  - 8.3.2. Characteristics and Symptomology
  - 8.3.3. Patient Profile
  - 8.3.4. Assessment and Diagnosis
- 8.4. Amyotrophic Lateral Sclerosis
  - 8.4.1. Concepts and Biological Foundations of Amyotrophic Lateral Sclerosis (ALS)
  - 8.4.2. Characteristics and Symptomology
  - 8.4.3. Patient Profile
  - 8.4.4. Assessment and Diagnosis
- 8.5. Parkinson's Disease
  - 8.5.1. Concepts and Biological Foundations of Parkinson's Disease
  - 8.5.2. Characteristics and Symptomology
  - 8.5.3. Patient Profile
  - 8.5.4. Assessment and Diagnosis
- 8.6. Huntington's Disease
  - 8.6.1. Concepts and Biological Foundations of Huntington's Disease
  - 8.6.2. Characteristics and Symptomology
  - 8.6.3. Patient Profile
  - 8.6.4. Assessment and Diagnosis

- 8.7. Dementia of the Alzheimer Type
  - 8.7.1. Concepts and Biological Foundations of Dementia of the Alzheimer Type
  - 8.7.2. Characteristics and Symptomology
  - 8.7.3. Patient Profile
  - 8.7.4. Assessment and Diagnosis
- 8.8. Pick's Dementia
  - 8.8.1. Concepts and Biological Foundations of Pick's Dementia
  - 8.8.2. Characteristics and Symptomology
  - 8.8.3. Patient Profile
  - 8.8.4. Assessment and Diagnosis
- 8.9. Lewy Body Dementia
  - 8.9.1. Concepts and Biological Foundations of Lewy Body Dementia
  - 8.9.2. Characteristics and Symptomology
  - 8.9.3. Patient Profile
  - 8.9.4. Assessment and Diagnosis
- 8.10. Vascular Dementia
  - 8.10.1. Concepts and Biological Foundations of Vascular Dementia
  - 8.10.2. Characteristics and Symptomology
  - 8.10.3. Patient Profile
  - 8.10.4. Assessment and Diagnosis

## Module 9. Neuropsychological Assessment and Rehabilitation

- 9.1. Evaluation of Attention and Memory
  - 9.1.1. Introduction to the Evaluation of Attention and Memory
  - 9.1.2. Main Instruments
- 9.2. Language Evaluation
  - 9.2.1. Introduction to the Evaluation of Language
  - 9.2.2. Main Instruments
- 9.3. Executive Functions Assessment
  - 9.3.1. Introduction to the Evaluation of Executive Functions
  - 9.3.2. Main Instruments

- 9.4. Evaluation of Apraxia and Agnosia
  - 9.4.1. Introduction to the Evaluation of Apraxia and Agnosia
  - 9.4.2. Main Instruments
- 9.5. Variables that Intervene in the Recovery of a Patient
  - 9.5.1. Risk Factors
  - 9.5.2. Protective Factors
- 9.6. Strategies: Restoration, Compensation and Mixed Strategies
  - 9.6.1. Restoration Strategies
  - 9.6.2. Compensation Strategies
  - 9.6.3. Mixed Strategies
- 9.7. Rehabilitation of Attention, Memory, Executive Functions and Agnosias
  - 9.7.1. Rehabilitation of Attention
  - 9.7.2. Rehabilitation of Memory
  - 9.7.3. Rehabilitation of Executive Functions
  - 9.7.4. Rehabilitation of Agnosias
- 9.8. Adapting to the Environment and External Support
  - 9.8.1. Adapting the Environment to Meet the Constraints
  - 9.8.2. How to Help the Patient in an External Way?
- 9.9. *Biofeedback* Techniques as Intervention
  - 9.9.1. *Biofeedback*: Definition and Basic Concepts
  - 9.9.2. Techniques that Use *Biofeedback*
  - 9.9.3. *Biofeedback* as an Intervention Method in Health Psychology
  - 9.9.4. Evidence on the Use of *Biofeedback* in the Treatment of Certain Disorders
- 9.10. Transcranial Magnetic Stimulation (TMS) as an Intervention
  - 9.10.1. Transcranial Magnetic Stimulation: Definition and Basic Concepts
  - 9.10.2. Functional Areas Considered Therapeutic Targets of Transcranial Magnetic Stimulation
  - 9.10.3. Results of the Intervention Through TMS in Health Psychology



**Module 10. Pharmacological Treatment**

- 10.1. Introduction to Psychopharmacology
  - 10.1.1. Basis and Introduction to Psychopharmacology
  - 10.1.2. General Principles of Psychopharmacological Treatment
  - 10.1.3. Main Applications
- 10.2. Antidepressants
  - 10.2.1. Introduction
  - 10.2.2. Types of Antidepressants
  - 10.2.3. Mechanism of Action
  - 10.2.4. Indications
  - 10.2.5. Drugs of the Group
  - 10.2.6. Dosage and Forms of Administration
  - 10.2.7. Side Effects
  - 10.2.8. Contraindications
  - 10.2.9. Drug Interactions
  - 10.2.10. Patient Information
- 10.3. Antipsychotics
  - 10.3.1. Introduction
  - 10.3.2. Types of Antipsychotics
  - 10.3.3. Mechanism of Action
  - 10.3.4. Indications
  - 10.3.5. Drugs of the Group
  - 10.3.6. Dosage and Forms of Administration
  - 10.3.7. Side Effects
  - 10.3.8. Contraindications
  - 10.3.9. Drug Interactions
  - 10.3.10. Patient Information
- 10.4. Anxiolytics and Hypnotics
  - 10.4.1. Introduction
  - 10.4.2. Types of Anxiolytics and Hypnotics
  - 10.4.3. Mechanism of Action
  - 10.4.4. Indications
  - 10.4.5. Drugs of the Group
  - 10.4.6. Dosage and Forms of Administration
  - 10.4.7. Side Effects
  - 10.4.8. Contraindications
  - 10.4.9. Drug Interactions
  - 10.4.10. Patient Information
- 10.5. Mood Stabilizers
  - 10.5.1. Introduction
  - 10.5.2. Types of Mood Stabilizers
  - 10.5.3. Mechanism of Action
  - 10.5.4. Indications
  - 10.5.5. Drugs of the Group
  - 10.5.6. Dosage and Forms of Administration
  - 10.5.7. Side Effects
  - 10.5.8. Contraindications
  - 10.5.9. Drug Interactions
  - 10.5.10. Patient Information
- 10.6. Psychostimulants
  - 10.6.1. Introduction
  - 10.6.2. Mechanism of Action
  - 10.6.3. Indications
  - 10.6.4. Drugs of the Group

- 10.6.5. Dosage and Forms of Administration
- 10.6.6. Side Effects
- 10.6.7. Contraindications
- 10.6.8. Drug Interactions
- 10.6.9. Patient Information
- 10.7. Anti-Dementia Drugs
  - 10.7.1. Introduction
  - 10.7.2. Mechanism of Action
  - 10.7.3. Indications
  - 10.7.4. Drugs of the Group
  - 10.7.5. Dosage and Forms of Administration
  - 10.7.6. Side Effects
  - 10.7.7. Contraindications
  - 10.7.8. Drug Interactions
  - 10.7.9. Patient Information
- 10.8. Drugs for the Treatment of Dependency
  - 10.8.1. Introduction
  - 10.8.2. Types and Mechanism of Action
  - 10.8.3. Indications
  - 10.8.4. Drugs of the Group
  - 10.8.5. Dosage and Forms of Administration
  - 10.8.6. Side Effects
  - 10.8.7. Contraindications
  - 10.8.8. Drug Interactions
  - 10.8.9. Patient Information
- 10.9. Anti-Epileptic Drugs
  - 10.9.1. Introduction
  - 10.9.2. Mechanism of Action
  - 10.9.3. Indications
  - 10.9.4. Drugs of the Group





- 10.9.5. Dosage and Forms of Administration
- 10.9.6. Side Effects
- 10.9.7. Contraindications
- 10.9.8. Drug Interactions
- 10.9.9. Patient Information
- 10.10. Other Drugs: Guanfacine
  - 10.10.1. Introduction
  - 10.10.2. Mechanism of Action
  - 10.10.3. Indications
  - 10.10.4. Dosage and Forms of Administration
  - 10.10.5. Side Effects
  - 10.10.6. Contraindications
  - 10.10.7. Drug Interactions
  - 10.10.8. Patient Information

“ You are one click away from enrolling in a Professional Master’s Degree that will allow you to advance in your teaching career and improve your student’s care with functional diversity”

05

# Methodology

This training program offers a different way of learning. Our methodology uses a cyclical learning approach: **Relearning**.

This teaching system is used, for example, in the most prestigious medical schools in the world, and major publications such as the **New England Journal of Medicine** have considered it to be one of the most effective.





“

*Discover Relearning, a system that abandons conventional linear learning, to take you through cyclical teaching systems: a way of learning that has proven to be extremely effective, especially in subjects that require memorization"*

## At TECH Education School we use the Case Method

In a given situation, what should a professional do? Throughout the program students will be presented with multiple simulated cases based on real situations, where they will have to investigate, establish hypotheses and, finally, resolve the situation. There is an abundance of scientific evidence on the effectiveness of the method.

*With TECH, educators can experience a learning methodology that is shaking the foundations of traditional universities around the world.*



*It is a technique that develops critical skills and prepares educators to make decisions, defend their arguments, and contrast opinions.*

“

*Did you know that this method was developed in 1912, at Harvard, for law students? The case method consisted of presenting students with real-life, complex situations for them to make decisions and justify their decisions on how to solve them. In 1924, Harvard adopted it as a standard teaching method”*

The effectiveness of the method is justified by four fundamental achievements:

1. Educators who follow this method not only grasp concepts, but also develop their mental capacity, by evaluating real situations and applying their knowledge.
2. The learning process is solidly focused on practical skills that allow educators to better integrate the knowledge into daily practice.
3. Ideas and concepts are understood more efficiently, given that the example situations are based on real-life teaching.
4. Students like to feel that the effort they put into their studies is worthwhile. This then translates into a greater interest in learning and more time dedicated to working on the course.



## Relearning Methodology

At TECH we enhance the case method with the best 100% online teaching methodology available: Relearning.

Our University is the first in the world to combine case studies with a 100% online learning system based on repetition, combining a minimum of 8 different elements in each lesson, which represent a real revolution with respect to simply studying and analyzing cases.



*Educators will learn through real cases and by solving complex situations in simulated learning environments. These simulations are developed using state-of-the-art software to facilitate immersive learning.*



At the forefront of world teaching, the Relearning method has managed to improve the overall satisfaction levels of professionals who complete their studies, with respect to the quality indicators of the best online university (Columbia University).

With this methodology we have trained more than 85,000 educators with unprecedented success in all specialties. All this in a highly demanding environment, where the students have a strong socio-economic profile and an average age of 43.5 years.

*Relearning will allow you to learn with less effort and better performance, involving you more in your specialization, developing a critical mindset, defending arguments, and contrasting opinions: a direct equation to success.*

In our program, learning is not a linear process, but rather a spiral (learn, unlearn, forget, and re-learn). Therefore, we combine each of these elements concentrically.

The overall score obtained by our learning system is 8.01, according to the highest international standards.



This program offers the best educational material, prepared with professionals in mind:



#### Study Material

All teaching material is produced by the specialist educators who teach the course, specifically for the course, so that the teaching content is really specific and precise.

These contents are then applied to the audiovisual format, to create the TECH online working method. All this, with the latest techniques that offer high quality pieces in each and every one of the materials that are made available to the student.



#### Educational Techniques and Procedures on Video

TECH introduces students to the latest techniques, with the latest educational advances, and to the forefront of Education. All this, first-hand, with the maximum rigor, explained and detailed for your assimilation and understanding. And best of all, you can watch them as many times as you want.



#### Interactive Summaries

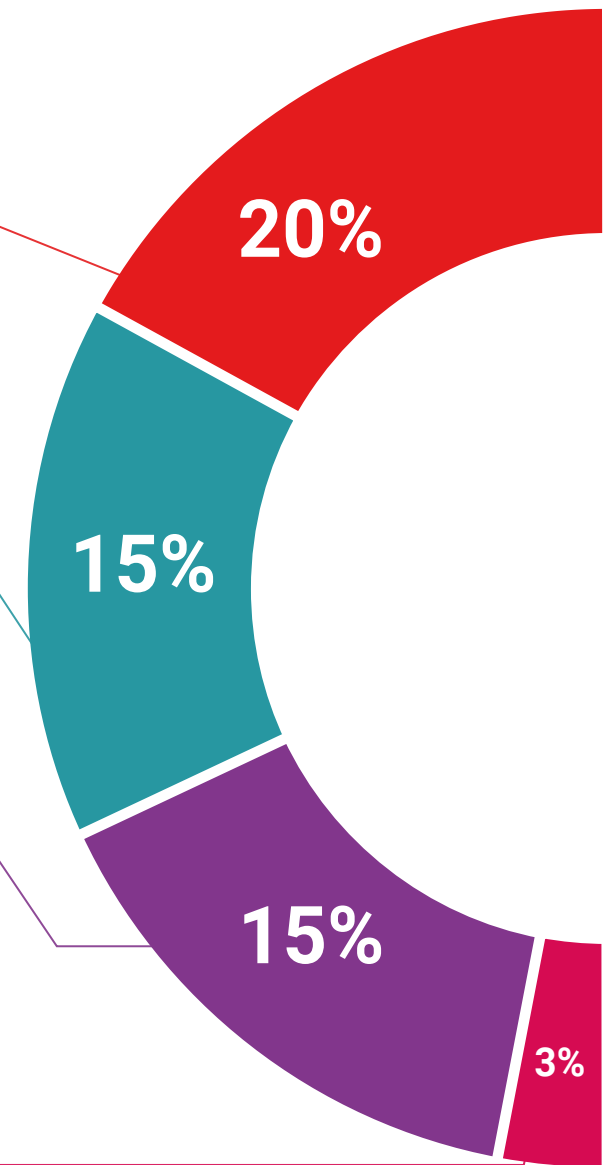
The TECH team presents the contents attractively and dynamically in multimedia lessons that include audio, videos, images, diagrams, and concept maps in order to reinforce knowledge.

This exclusive multimedia content presentation training Exclusive system was awarded by Microsoft as a "European Success Story".



#### Additional Reading

Recent articles, consensus documents and international guidelines, among others. In TECH's virtual library, students will have access to everything they need to complete their course.





#### Expert-Led Case Studies and Case Analysis

Effective learning ought to be contextual. Therefore, TECH presents real cases in which the expert will guide students, focusing on and solving the different situations: a clear and direct way to achieve the highest degree of understanding.



#### Testing & Retesting

We periodically evaluate and re-evaluate students' knowledge throughout the program, through assessment and self-assessment activities and exercises: so that they can see how they are achieving your goals.



#### Classes

There is scientific evidence suggesting that observing third-party experts can be useful.

Learning from an Expert strengthens knowledge and memory, and generates confidence in future difficult decisions.



#### Quick Action Guides

TECH offers the most relevant contents of the course in the form of worksheets or quick action guides. A synthetic, practical, and effective way to help students progress in their learning.



06

# Certificate

The Professional Master's Degree in Clinical Neuropsychology guarantees students, in addition to the most rigorous and up-to-date education, access to a Professional Master's Degree issued by TECH Technological University.



The image features two black graduation caps (mortarboards) against a blue sky with light clouds. The caps are positioned diagonally, with one in the foreground and another slightly behind it. The background is split into a white lower-left section and a red upper-right section by a diagonal line.

“

*Successfully complete this program and receive your university qualification without having to travel or fill out laborious paperwork”*

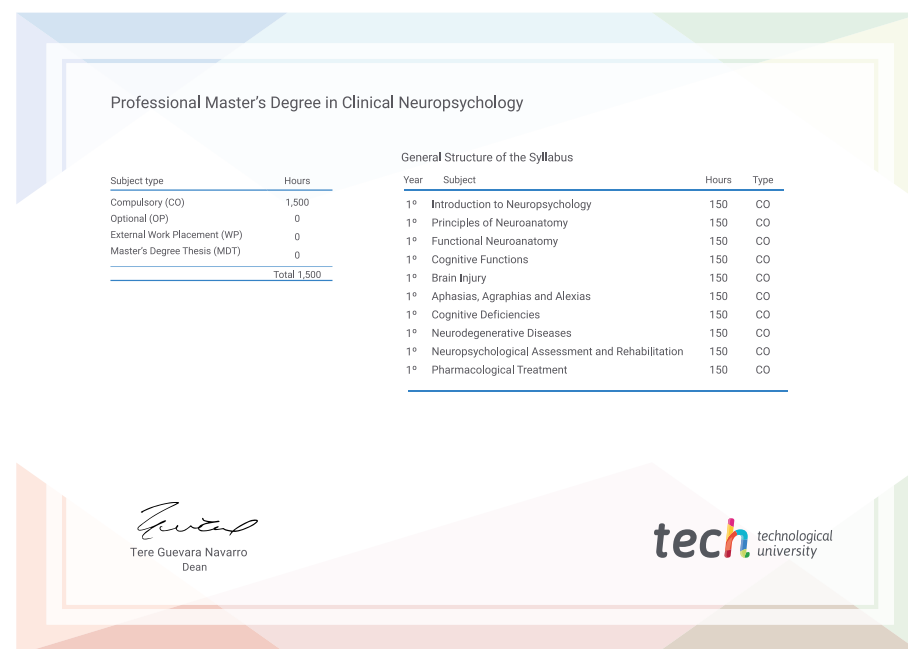
This **Professional Master's Degree in Clinical Neuropsychology** contains the most complete and up-to-date program on the market.

After the student has passed the assessments, they will receive their corresponding **Professional Master's Degree** diploma issued by **TECH Technological University** via tracked delivery\*.

The certificate issued by **TECH Technological University** will reflect the qualification obtained in the Professional Master's Degree, and meets the requirements commonly demanded by labor exchanges, competitive examinations and professional career evaluation committees.

Title: **Professional Master's Degree in Clinical Neuropsychology**

Official N° of Hours: **1,500 hours.**



\*Apostille Convention. In the event that the student wishes to have their paper certificate issued with an apostille, TECH EDUCATION will make the necessary arrangements to obtain it, at an additional cost.

future  
health confidence people  
education information tutors  
guarantee accreditation teaching  
institutions technology learning  
community commitment  
personalized service innovation  
knowledge present  
development languages  
virtual classroom



## Professional Master's Degree Clinical Neuropsychology

- » Modality: online
- » Duration: 12 months
- » Certificate: TECH Technological University
- » Dedication: 16h/week
- » Schedule: at your own pace
- » Exams: online

# Professional Master's Degree Clinical Neuropsychology

