

Postgraduate Diploma Innovation and Technology in the Bilingual Classroom

ENGLISH



Postgraduate Diploma Innovation and Technology in the Bilingual Classroom

- » Modality: online
- » Duration: 6 months
- » Certificate: TECH Global University
- » Credits: 18 ECTS
- » Schedule: at your own pace
- » Exams: online

Website: www.techitute.com/us/education/postgraduate-diploma/postgraduate-diploma-innovation-technology-bilingual-classroom

Index

01

Introduction

p. 4

02

Objectives

p. 8

03

Course Management

p. 12

04

Structure and Content

p. 16

05

Methodology

p. 22

06

Certificate

p. 30

01

Introduction

The design of innovative pedagogical models based on the promotion of multiple intelligences, as well as the inclusion of ICT and CAT in the first and second level educational environment, has favored the incorporation of English into the classroom as a second vehicular language. This has supported and motivated the development of bilingual projects in Pre-school and Primary School. In this way, the teaching-learning processes have undergone a significant change, implementing increasingly dynamic, innovative and, above all, effective materials, methods and contents to their teaching guidelines. For this reason, TECH has considered it necessary to develop a program that allows teachers to learn about these advances in detail, allowing them to apply the most effective current pedagogical concepts of the English language to their educational strategies. In this way, in just 6 months and through a 100% online academic program, you will work to become an expert in bilingual teaching 2.0.





“

Would you like to become an expert in bilingual teaching 2.0? Then opt for a program like this one, which provides you with all the material and knowledge you need to master to carry it out"

Undoubtedly, education has changed dramatically in recent years. The development of technology and its implementation in the academic environment has made it possible to promote more dynamic and participatory teaching models, motivating the reinforcement of children's cognitive skills through specialized digital tools at different levels. In this sense, the development of bilingual projects has clearly benefited from the promotion of increasingly innovative pedagogical and teaching strategies, making use, for example, of tablets, the Google suite or various apps for content creation.

The fact is that children use electronic devices more and more, so including them in the educational curriculum has become a significant asset in favor of teaching 2.0. Based on this, TECH has designed a complete program through which the teacher can learn in detail the most effective guidelines for the inclusion of technology in the academic environment to strengthen bilingual projects not only with ICT, but also with the CATs. With this Postgraduate Diploma you will , delve into the keys to project-based learning, focusing on the current requirements to develop effective, dynamic and entertaining educational guidelines for different levels of pre-school and primary. It will also cover the main apps and tools in the educational context, with special emphasis on the world of Google for Education..

For this purpose, you will have 450 hours of the best theoretical, practical and additional content, the latter presented in different formats: detailed videos, research articles, additional readings, news, exercises, etc. Everything will be available on the Virtual Campus from the beginning of the academic activity and you will be able to access it from any device with an internet connection. Therefore, you will have the opportunity to combine the course of the program with the activity of your classes, working conscientiously on perfecting your teaching skills over a period of 6 months. As the British writer Reg Hindley said, "the difficulty of a language is inversely proportional to the strength of the motivation to learn it", and with this program, teachers will boost their students' interest through state-of-the-art teaching.

This **Postgraduate Diploma in Innovation and Technology in the Bilingual Classroom** contains the most complete and up-to-date educational program on the market. The most important features include:

- ♦ Practical cases presented by experts in bilingual education
- ♦ The graphic, schematic, and practical contents with which they are created, provide practical information on the disciplines that are essential for professional practice
- ♦ Practical exercises where the self-assessment process can be carried out to improve learning
- ♦ Its special emphasis on innovative methodologies
- ♦ Theoretical lessons, questions to the expert, debate forums on controversial topics, and individual reflection assignments
- ♦ Content that is accessible from any fixed or portable device with an Internet connection



The methodology of this 100% online program focuses on the promotion of project-based learning, with special emphasis on CLIL and the TASC Wheel method"

“

Nelson Mandela said "Education is the most powerful weapon you can use to change the world." How about if, in addition, TECH gives you the keys to achieve this through the most widely spoken language?"

The program's teaching staff includes professionals from the sector who contribute their work experience to this training program, as well as renowned specialists from leading societies and prestigious universities.

The multimedia content, developed with the latest educational technology, will provide the professional with situated and contextual learning, i.e., a simulated environment that will provide immersive education programmed to learn in real situations.

This program is designed around Problem-Based Learning, whereby the professional must try to solve the different professional practice situations that arise during the academic year. For this purpose, the students will be assisted by an innovative interactive video system created by renowned and experienced experts.

A program through which you can learn in detail the guidelines and strategies to promote the use of iPads and Tablets in the classroom as a support or as a content generator.

Through the analysis of different bilingual projects in Natural Sciences, Music and Art, you will be able to implement the most innovative and effective pedagogical guidelines to your teaching strategy.

SLATOR

02

Objectives

The objective of this program is none other than to provide the graduates with the latest and most exhaustive information that will allow them to redesign their classes based on the technological innovation guidelines related to the teaching of English as a second vehicular language in the bilingual educational environment. In this way, they will also be able to work on the improvement of their teaching skills through the knowledge of the most effective pedagogical and didactic models for the different levels of Pre-school and Primary School.



“

Would you like to get up to date with the main multimedia production Apps for different subjects? In this program you will find a diverse catalog of them, compatible with Apple and Android"



General Objectives

- ♦ Propose the use of new technologies to promote the learning of a second language and the creation of teaching materials to facilitate and enrich the learning of a second language
- ♦ Develop learning strategies through directed play and RFT strategies
- ♦ Propose tools and techniques for the evaluation, selection and analysis of children's literary works and their use as from a resource in second language teaching



You will delve in detail into the Google for Education Suite, getting to know in detail its tools and their features for inclusion in the academic environment"





Specific Objectives

Module 1. Project Based Learning

- ♦ Define a methodological guide for the application of the game according to the level and educational stage of the pupils
- ♦ Define a repertoire of educational games for learning vocabulary in English
- ♦ Propose a basic collection of educational toys according to the educational objective pursued
- ♦ Establish the importance of the application of songs and rhythms in language teaching

Module 2: iPads and Tablets in the CLIL Classroom

- ♦ Analyze the main tools for design and creation of content and activities on the web
- ♦ Define the main components of the digital whiteboard and its use in an educational context .Use the digital whiteboard as an educational resource for teaching a second language
- ♦ Search and analyse educational resources on the web
- ♦ Using new technologies in the creation of digital books
- ♦ Argue about the importance of using technology to create educational activities to achieve excellence in English language teaching

Module 3. Google G Suite for Education

- ♦ Teaching methods of searching for and selecting information on the web
- ♦ Create and use blogs and wikis

03

Course Management

TECH considers it necessary to design the best faculty, with special emphasis on this aspect, especially in those programs specialized in the educational field. For this reason, for this Postgraduate Diploma TECH has selected a team of teachers of the highest level specialized in bilingual teaching in the pre-school and primary school environment. It is a group of professionals characterized, in addition, by their human quality and their exhaustive interest in promoting education through the use of languages.





“

Having the support of a teaching team versed in bilingual teaching will give you the boost you need to raise the level of your classes to the maximum through the use of ICT and CAT"

Address



Ms. Puertas Yáñez, Amaya

- ♦ Primary School Teacher
- ♦ Bilingualism and Internationalization Coordinator at JABY school
- ♦ Degree in Information Sciences from the University Complutense of Madrid
- ♦ Specialist in English as Foreign Language by the Autonomous University of Madrid
- ♦ Master's Degree in Bilingual Education from the University of Alcalá de Henares
- ♦ Professional Master's Degree in Attention to SEN in Pre-school and Primary Education
- ♦ Member of: University Sub-network of Learning Communities in Madrid(SUCAM)

I learn English



04

Structure and Content

This program of 450 hours of diverse content: from the syllabus to cases and a multitude of additional material of the highest quality. In addition, its convenient and flexible 100% online format adds more dynamism to the educational experience, allowing the student to access all the material from any device with an internet connection. In this way, you will be able to work on improving your bilingual teaching skills from wherever and whenever you want, without having to worry about face-to-face classes and tight schedules.





“

The program includes high-quality additional material for you to delve into the different sections of the curriculum in a personalized way: detailed videos, research articles, exercises, news and much more!”

Module 1. Project Based Learning

- 1.1. History, Definition and Concepts
 - 1.1.1. History of PBL
 - 1.1.2. Definition
 - 1.1.3. Features
- 1.2. Development of PBL
 - 1.2.1. Steps Involved
 - 1.2.2. Choosing a Topic
 - 1.2.3. Teacher's Work
 - 1.2.4. Information Search
- 1.3. Project Work in CLIL
 - 1.3.1. Projects in the Area of English
 - 1.3.2. Projects in Science
 - 1.3.3. Keys for its Use in CLIL
- 1.4. Assessment
 - 1.4.1. Checklists
 - 1.4.2. Headings
 - 1.4.3. Output/ Products for Evaluation
- 1.5. TASC Wheel Method
 - 1.5.1. Presentation of the TASC Wheel
 - 1.5.2. Thinking Skills
 - 1.5.3. Steps Involved
 - 1.5.4. Products and Evaluation
- 1.6. Example of a Project in Natural Sciences
 - 1.6.1. Topic and Objectives
 - 1.6.2. Organization of Work
 - 1.6.3. Development
 - 1.6.4. Products
 - 1.6.5. Assessment
- 1.7. Example of a Project in Social Sciences
 - 1.7.1. Topic and Objectives
 - 1.7.2. Organization of Work
 - 1.7.3. Development
 - 1.7.4. Products
 - 1.7.5. Assessment
- 1.8. Example of a Project in Arts and Crafts
 - 1.8.1. Topic and Objectives
 - 1.8.2. Organization of Work
 - 1.8.3. Development
 - 1.8.4. Products
 - 1.8.5. Assessment
- 1.9. Example of a Project in Music
 - 1.9.1. Topic and Objectives
 - 1.9.2. Organization of Work
 - 1.9.3. Development
 - 1.9.4. Products
 - 1.9.5. Assessment
- 1.10. Materials and Resources
 - 1.10.1. Types of Material
 - 1.10.2. Where to Find the Materials
 - 1.10.3. Scaffolding Resources

Module 2: iPads and Tablets in the CLIL Classroom


- 2.1. Introduction Models for the iPad/ Tablet in the Classroom
 - 2.1.1. The ICT Classroom
 - 2.1.2. iPad Corner
 - 2.1.3. 1: 1 Model
- 2.2. Introduction to the Apple Environment
 - 2.2.1. Apple ID and Apple School Manager
 - 2.2.2. MDM
 - 2.2.3. Access Points
 - 2.2.4. Apple TV
- 2.3. The iPad/ Tablet as Support or as a Content Creator
 - 2.3.1. Presentations
 - 2.3.2. Contents Manual
 - 2.3.3. Creation of Visual Content
- 2.4. Classroom Management
 - 2.4.1. Classroom
 - 2.4.2. iDoceo
 - 2.4.3. iTunesU
 - 2.4.4. Google Classroom
- 2.5. Content Research and Creation Through the iPad/ Tablet
- 2.6. Multimedia Production Apps
 - 2.6.1. Videos
 - 2.6.2. Explain Everything
- 2.7. Apps for Teaching English in Elementary School
 - 2.7.1. The iPad/ Tablet in Elementary School
 - 2.7.2. Apps for the Classroom
 - 2.7.3. Apps and Stories in English
 - 2.7.4. Apps Specifically Designed for English Learning

- 2.8. Apps for CLIL Areas. Sciences
 - 2.8.1. iPads and Science Education
 - 2.8.2. Use of iPad in Science Class
 - 2.8.3. Apps for STEM (Science, Technology, Engineering, Maths)
 - 2.8.4. Apps for Social Sciences
- 2.9. Apps for CLIL Areas. Arts
 - 2.9.1. Use of iPad in Art Class
 - 2.9.2. Apps for "Arts and Crafts"
 - 2.9.3. iPads in "Music" Class
- 2.10. Evaluation Through the iPad/ Tablet
 - 2.10.1. iPad in Primary School Assessment
 - 2.10.2. Apps and Integrated Utilities for Assessment
 - 2.10.3. iPad and Assessment through the Portfolio
 - 2.10.4. iPad and Rubric Assessment
 - 2.10.5. Apps for Assessment

Module 3. Google G Suite for Education

- 3.1. The Google Classroom
 - 3.1.1. History of Google
 - 3.1.2. Who Google is Today
 - 3.1.3. The Importance of Partnering with Google
 - 3.1.4. Catalogue of Google Apps
- 3.2. Google and Education
 - 3.2.1. Google's Involvement in Education
 - 3.2.2. Application Procedures at your Center
 - 3.2.3. Versions and Types of Technical Support
 - 3.2.4. First Steps with the Management Console GSuite
 - 3.2.5. Users and Groups

- 3.3. GSuite, Advanced Use
 - 3.3.1. Profiles
 - 3.3.2. Reports
 - 3.3.3. Role of Administrator
 - 3.3.4. Device Administration
 - 3.3.5. Security/Safety
 - 3.3.6. Domains
 - 3.3.7. Data Migration
 - 3.3.8. Groups and Mailing Lists
 - 3.3.9. Privacy Policy and Data Protection
- 3.4. Tools for Searching for Information in the CLIL Classroom
 - 3.4.1. Google Search
 - 3.4.2. Advanced Information Search
 - 3.4.3. Integration of the Search Engine
 - 3.4.4. Google Chrome
 - 3.4.5. Google News
 - 3.4.6. Google Maps
 - 3.4.7. YouTube
- 3.5. Google Tools for Communication in the Classroom
 - 3.5.1. Introduction to Google Classroom
 - 3.5.2. Instructions for Teachers
 - 3.5.3. Instructions for Students
- 3.6. Google Classroom: advanced use and additional components
 - 3.6.1. Advanced Uses of Google Classroom
 - 3.6.2. Flubaroo
 - 3.6.3. formLimiter
 - 3.6.4. Autocrat
 - 3.6.5. Doctopus





- 3.7. Tools for Organizing Information
 - 3.7.1. First Steps in Google Drive
 - 3.7.2. File and Folder Organization
 - 3.7.3. Share Files
 - 3.7.4. Storage
- 3.8. Tools for Cooperative Working with Google
 - 3.8.1. Calendar
 - 3.8.2. Google Sheets
 - 3.8.3. Google Docs
 - 3.8.4. Google Presentations
 - 3.8.5. Google Forms

“

05

Methodology

This training program offers a different way of learning. Our methodology uses a cyclical learning approach: **Relearning**.

This teaching system is used, for example, in the most prestigious medical schools in the world, and major publications such as the **New England Journal of Medicine** have considered it to be one of the most effective.





“

Discover Relearning, a system that abandons conventional linear learning, to take you through cyclical teaching systems: a way of learning that has proven to be extremely effective, especially in subjects that require memorization"

At TECH Education School we use the Case Method

In a given situation, what should a professional do? Throughout the program students will be presented with multiple simulated cases based on real situations, where they will have to investigate, establish hypotheses and, finally, resolve the situation. There is an abundance of scientific evidence on the effectiveness of the method.

With TECH, educators can experience a learning methodology that is shaking the foundations of traditional universities around the world.



It is a technique that develops critical skills and prepares educators to make decisions, defend their arguments, and contrast opinions.

“

Did you know that this method was developed in 1912, at Harvard, for law students? The case method consisted of presenting students with real-life, complex situations for them to make decisions and justify their decisions on how to solve them. In 1924, Harvard adopted it as a standard teaching method”

The effectiveness of the method is justified by four fundamental achievements:

1. Educators who follow this method not only grasp concepts, but also develop their mental capacity, by evaluating real situations and applying their knowledge.
2. The learning process is solidly focused on practical skills that allow educators to better integrate the knowledge into daily practice.
3. Ideas and concepts are understood more efficiently, given that the example situations are based on real-life teaching.
4. Students like to feel that the effort they put into their studies is worthwhile. This then translates into a greater interest in learning and more time dedicated to working on the course.



Relearning Methodology

At TECH we enhance the case method with the best 100% online teaching methodology available: Relearning.

Our University is the first in the world to combine case studies with a 100% online learning system based on repetition, combining a minimum of 8 different elements in each lesson, which represent a real revolution with respect to simply studying and analyzing cases.



Educators will learn through real cases and by solving complex situations in simulated learning environments. These simulations are developed using state-of-the-art software to facilitate immersive learning.

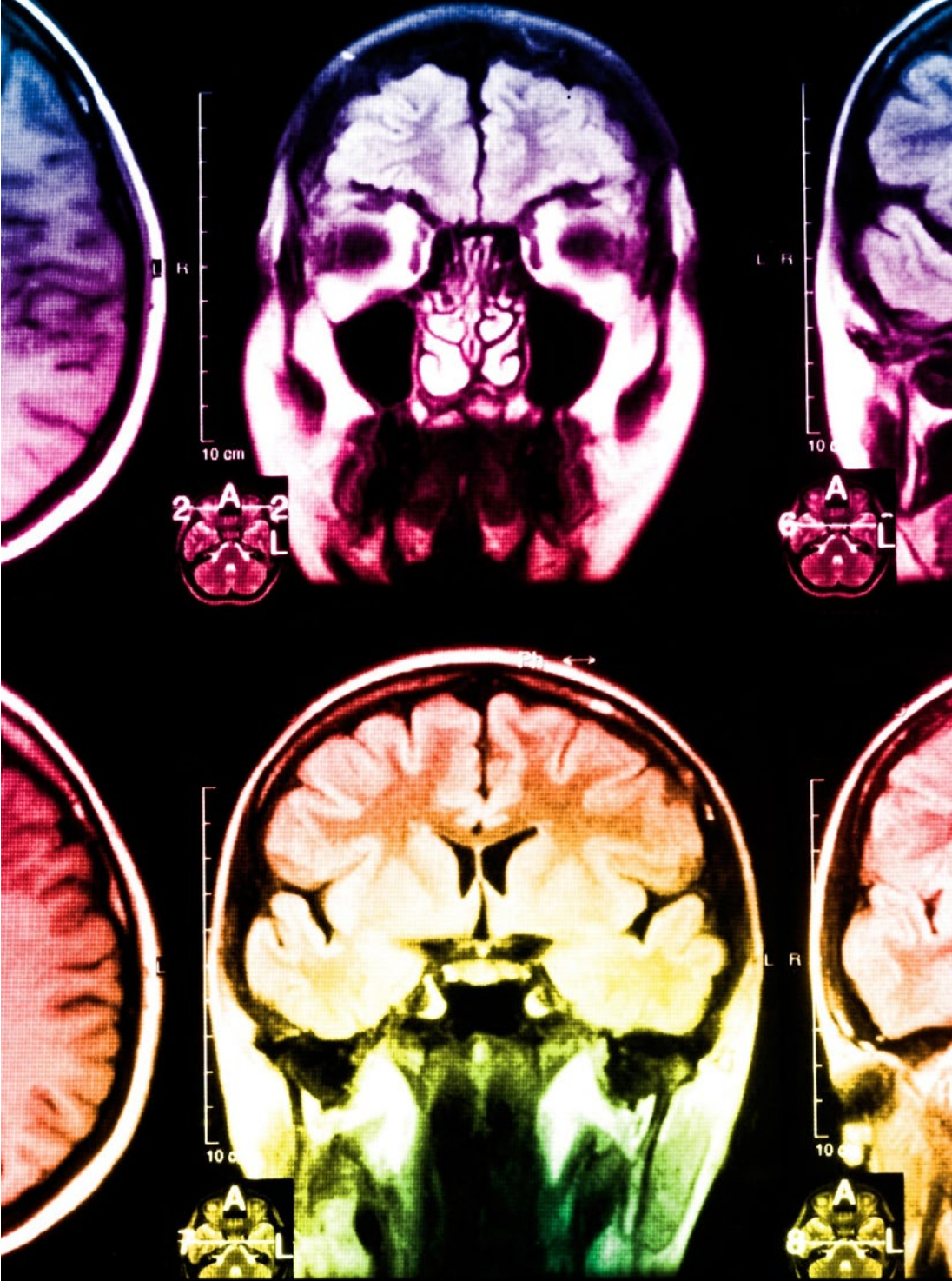
At the forefront of world teaching, the Relearning method has managed to improve the overall satisfaction levels of professionals who complete their studies, with respect to the quality indicators of the best online university (Columbia University).

With this methodology we have trained more than 85,000 educators with unprecedented success in all specialties. All this in a highly demanding environment, where the students have a strong socio-economic profile and an average age of 43.5 years.


Relearning will allow you to learn with less effort and better performance, involving you more in your specialization, developing a critical mindset, defending arguments, and contrasting opinions: a direct equation to success.

In our program, learning is not a linear process, but rather a spiral (learn, unlearn, forget, and re-learn). Therefore, we combine each of these elements concentrically.

The overall score obtained by our learning system is 8.01, according to the highest international standards.



This program offers the best educational material, prepared with professionals in mind:



Study Material

All teaching material is produced by the specialist educators who teach the course, specifically for the course, so that the teaching content is really specific and precise.

These contents are then applied to the audiovisual format, to create the TECH online working method. All this, with the latest techniques that offer high quality pieces in each and every one of the materials that are made available to the student.



Educational Techniques and Procedures on Video

TECH introduces students to the latest techniques, with the latest educational advances, and to the forefront of Education. All this, first-hand, with the maximum rigor, explained and detailed for your assimilation and understanding. And best of all, you can watch them as many times as you want.



Interactive Summaries

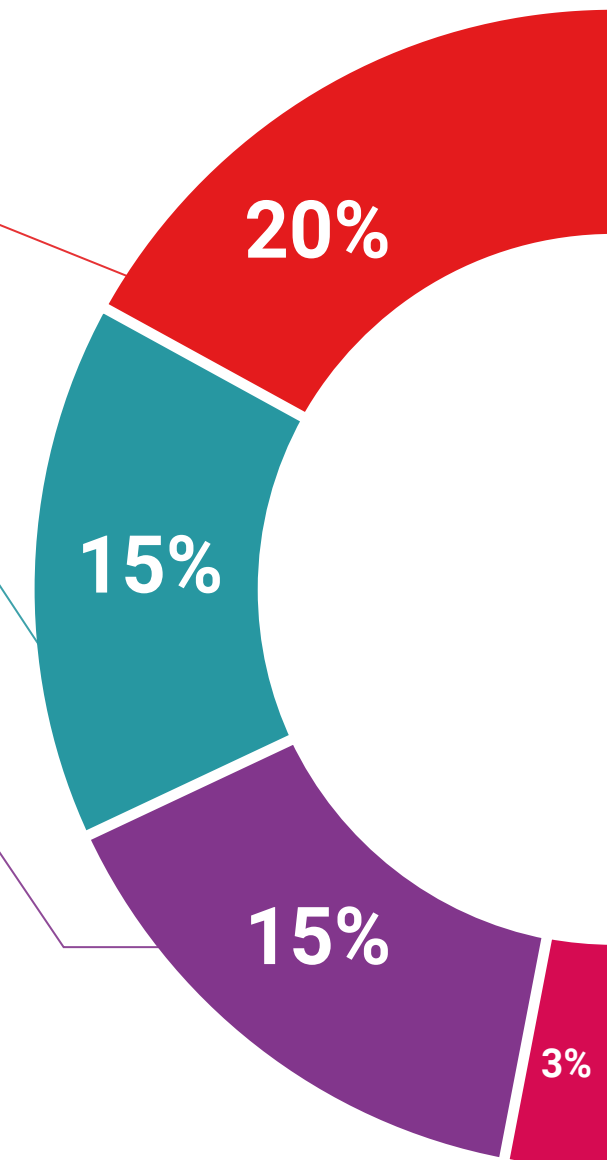
The TECH team presents the contents attractively and dynamically in multimedia lessons that include audio, videos, images, diagrams, and concept maps in order to reinforce knowledge.

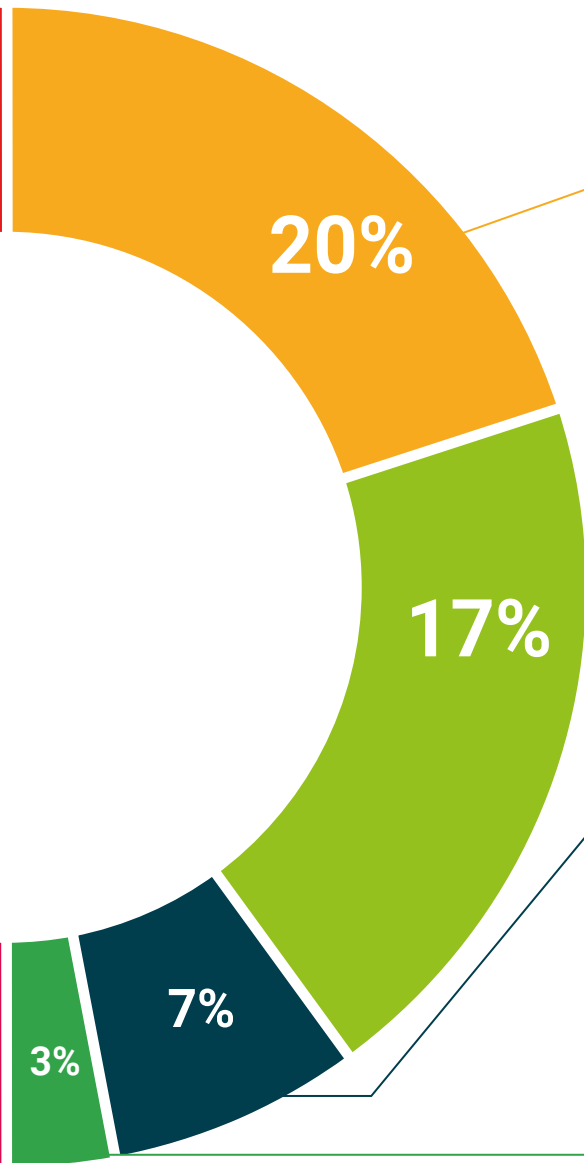
This exclusive multimedia content presentation training Exclusive system was awarded by Microsoft as a "European Success Story".



Additional Reading

Recent articles, consensus documents and international guidelines, among others. In TECH's virtual library, students will have access to everything they need to complete their course.





Expert-Led Case Studies and Case Analysis

Effective learning ought to be contextual. Therefore, TECH presents real cases in which the expert will guide students, focusing on and solving the different situations: a clear and direct way to achieve the highest degree of understanding.



Testing & Retesting

We periodically evaluate and re-evaluate students' knowledge throughout the program, through assessment and self-assessment activities and exercises: so that they can see how they are achieving your goals.



Classes

There is scientific evidence suggesting that observing third-party experts can be useful.

Learning from an Expert strengthens knowledge and memory, and generates confidence in future difficult decisions.



Quick Action Guides

TECH offers the most relevant contents of the course in the form of worksheets or quick action guides. A synthetic, practical, and effective way to help students progress in their learning.



06

Certificate

The The Postgraduate Diploma in Innovation and Technology in the Bilingual Classroom guarantees, as well as the most thorough and up to date training, access to a Postgraduate Diploma issued by TECH Global University.



“

Successfully complete this program and receive your university qualification without having to travel or fill out laborious paperwork”

This program will allow you to obtain your **Postgraduate Diploma in Innovation and Technology in the Bilingual Classroom** endorsed by **TECH Global University**, the world's largest online university.

TECH Global University is an official European University publicly recognized by the Government of Andorra ([official bulletin](#)). Andorra is part of the European Higher Education Area (EHEA) since 2003. The EHEA is an initiative promoted by the European Union that aims to organize the international training framework and harmonize the higher education systems of the member countries of this space. The project promotes common values, the implementation of collaborative tools and strengthening its quality assurance mechanisms to enhance collaboration and mobility among students, researchers and academics.

This **TECH Global University** title is a European program of continuing education and professional updating that guarantees the acquisition of competencies in its area of knowledge, providing a high curricular value to the student who completes the program.

Title: **Postgraduate Diploma in Innovation and Technology in the Bilingual Classroom**

Modality: **online**

Duration: **6 months**

Accreditation: **18 ECTS**



*Apostille Convention. In the event that the student wishes to have their paper diploma issued with an apostille, TECH Global University will make the necessary arrangements to obtain it, at an additional cost.



Postgraduate Diploma
Innovation and Technology
in the Bilingual Classroom

- » Modality: **online**
- » Duration: **6 months**
- » Certificate: **TECH Global University**
- » Credits: **18 ECTS**
- » Schedule: **at your own pace**
- » Exams: **online**

Postgraduate Diploma
Innovation and Technology
in the Bilingual Classroom

english