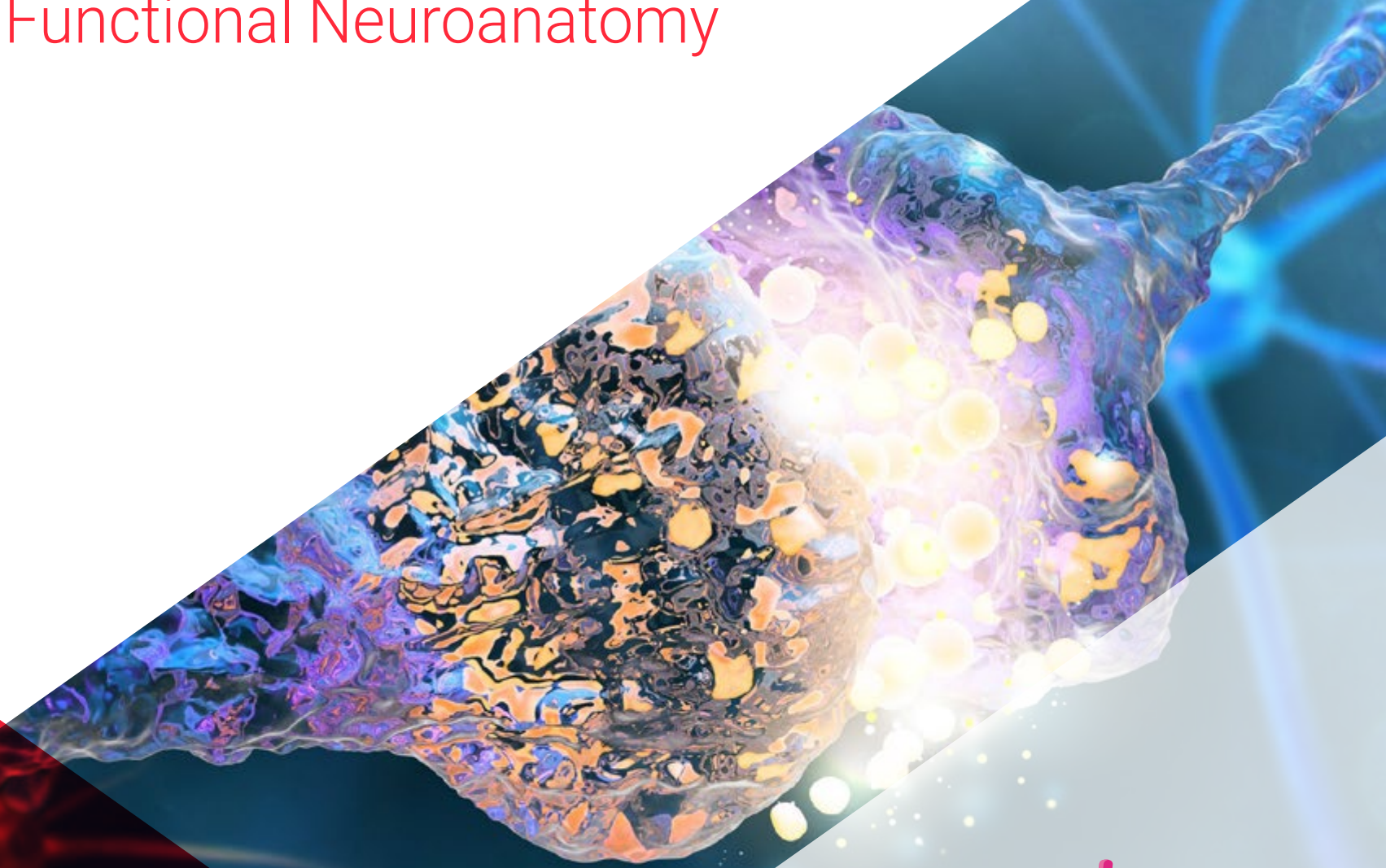


Postgraduate Certificate Principles of Functional Neuroanatomy





Postgraduate Certificate Principles of Functional Neuroanatomy

- » Modality: online
- » Duration: 6 weeks
- » Certificate: TECH Global University
- » Credits: 6 ECTS
- » Schedule: at your own pace
- » Exams: online

Website: www.techtute.com/us/education/postgraduate-certificate/principles-functional-neuroanatomy

Index

01

Introduction

p. 4

02

Objectives

p. 8

03

Structure and Content

p. 12

04

Methodology

p. 16

05

Certificate

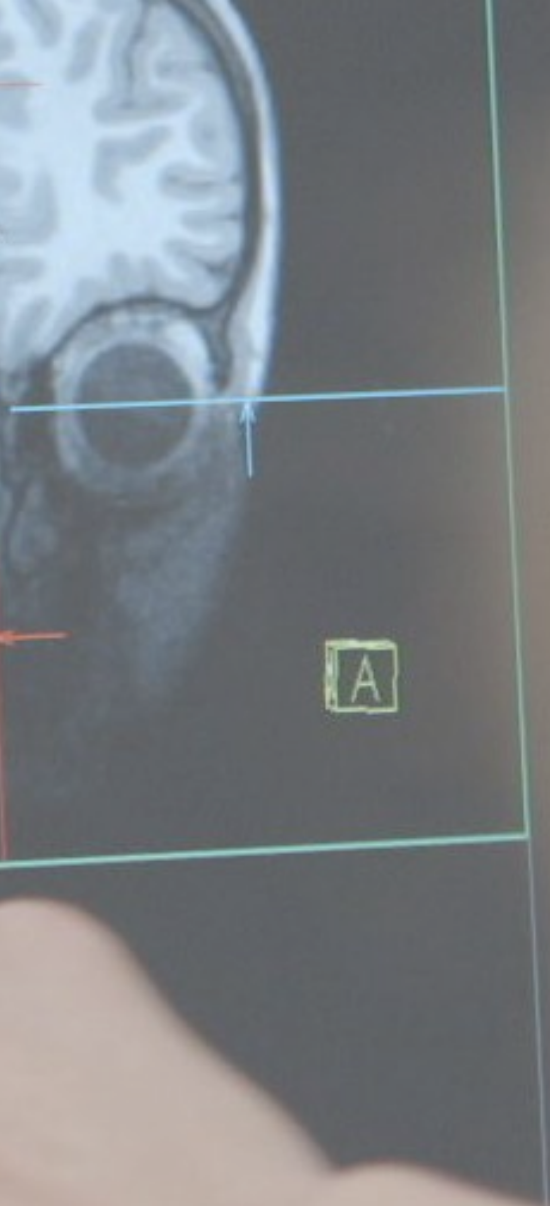
p. 24

01

Introduction

One of the most complex tasks for teachers in the classroom is to maintain the students' attention. This process involves certain parts of the brain, where chemical processes that promote learning are also generated. Knowing how it works and transferring it to the teaching method will mean an advance in their professional career and will improve the connection with the students. This multidisciplinary program taught by a teaching staff specialized in the field of clinical neuropsychology delves over the course of 6 weeks into the most relevant characteristics of the areas of the brain and its activity.





“

TECH gives you the opportunity to grow professionally with a specialized teaching staff with extensive experience in the field of Clinical Neuropsychology”

Understanding where attention originates, what sensory stimuli activate certain areas of the brain, where speech originates, abstract ideas or the movement of the body itself are key elements for the teaching professional to be able to better understand their students and be able to understand how to enrich their daily teaching in the classroom. This Postgraduate Certificate is a TECH proposal for all those teachers who wish to advance their professional career through a qualification taught with a multidisciplinary approach.

A 100% online program where you will be able to access the most relevant and up-to-date information on functional neuroanatomy, thanks to the didactic material provided by a specialized teaching staff with extensive experience in the field. The multimedia content of this program will allow you to delve into the frontal lobe, as well as neuropsychology in the dorsolateral prefrontal cortex, orbitofrontal, medial prefrontal or motor cortex throughout the 180 teaching hours of this program. In a dynamic and visual way, the professional will also learn about its functioning and the most relevant characteristics of the temporal, parietal and occipital lobe.

It is, therefore, a unique opportunity for the teaching professional who wishes to expand their knowledge comfortably while combining their professional and/or personal responsibilities with a teaching that is at the cutting edge of academia. You only need a computer, tablet or cell phone with Internet connection to access from the beginning to the complete syllabus of this Postgraduate Certificate. This will allow the students to distribute the teaching load according to their needs. In addition, the *Relearningsystem*, used by TECH in all its programs, will allow you to progress in a much more agile way, reducing even the long hours of study so frequent in other methodologies.

This **Postgraduate Certificate in Principles of Functional Neuroanatomy** contains the most complete and up-to-date educational program on the market. The most important features include:

- ♦ The development of practical cases presented by experts in Psychology and Neurology
- ♦ The graphic, schematic, and practical contents with which they are created, provide scientific and practical information on the disciplines that are essential for professional practice
- ♦ Practical exercises where the self-assessment process can be carried out to improve learning
- ♦ Its special emphasis on innovative methodologies
- ♦ Theoretical lessons, questions to the expert, debate forums on controversial topics, and individual reflection assignments
- ♦ Content that is accessible from any fixed or portable device with an Internet connection



*Know the brain, how it works
and apply it to learning
techniques in the classroom"*

“

You will have 24-hour-a-day access to all the content of this online program, so that you can access it whenever and wherever you want”

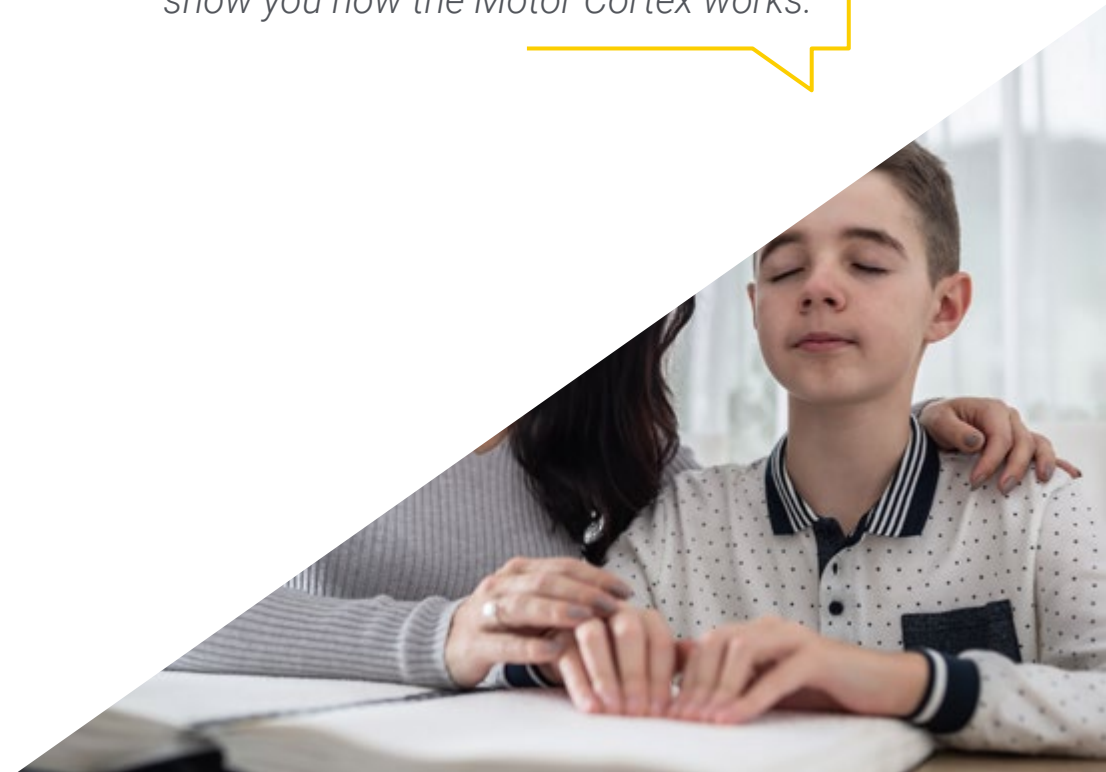
The program's teaching staff includes professionals from the sector who contribute their work experience to this training program, as well as renowned specialists from leading societies and prestigious universities.

The multimedia content, developed with the latest educational technology, will provide the professional with situated and contextual learning, i.e., a simulated environment that will provide immersive education programmed to learn in real situations.

This program is designed around Problem-Based Learning, whereby the professional must try to solve the different professional practice situations that arise during the academic year. For this purpose, the student will be assisted by an innovative interactive video system created by renowned and experienced experts.

The library of multimedia resources will facilitate learning and allow you to progress more easily.

Click and enroll in a program that will show you how the Motor Cortex works.



02

Objectives

Throughout the 180 teaching hours of this Postgraduate Certificate, the teaching professional will have the opportunity to acquire advanced knowledge in the field of functional neuroanatomy. A deep program, that at the end, will guarantee that the student be able to master the basics of its operation, as well as the identification of the different brain areas. For this, students will have the best academic tools and a relevant teaching staff in the field of clinical neuropsychology.





“

Do you know how the taste or movement areas are activated? With this Postgraduate Certificate, you will learn more about each one of them and how they work"



General Objectives

- Delve into the latest developments in Functional Neuroanatomy, as well as the diagnostic and treatment strategies that are obtaining the best results
- Know in detail the aspects of Neuropsychology and its main characteristics, as well as the latest scientific evidence related to the basis of its functioning





Specific Objectives

- Learn and understand about the basics of functional neuroanatomy
- Differentiate between the different brain zones and their functioning

“

Improve your classroom sessions by understanding how your students' brains work. Enroll now”

03

Structure and Content

The study plan of this Postgraduate Certificate has been developed by a teaching staff with extensive experience and knowledge in clinical neuropsychology. This knowledge has been transferred with a global vision to the syllabus that makes up this online program, so that the teaching professional acquires a useful learning that facilitates the understanding of the functioning of the brain and its application in their daily teaching performance. All this will be possible thanks to the video summaries, videos in detail, simulations of clinical cases and essential readings that compose the content of this Postgraduate Certificate.





“

Video summaries and videos in detail of this program will facilitate the understanding of the features of functional neuroanatomy"

Module 1. Functional Neuroanatomy

- 1.1. Frontal Lobe
 - 1.1.1. Introduction to the Frontal Lobe
 - 1.1.2. Main Features
 - 1.1.3. Bases of their Functioning
- 1.2. Neuropsychology of the Dorsolateral Prefrontal Cortex
 - 1.2.1. Introduction to the Dorsolateral Prefrontal Cortex
 - 1.2.2. Main Features
 - 1.2.3. Bases of their Functioning
- 1.3. Neuropsychology of the Orbitofrontal Cortex
 - 1.3.1. Introduction to the Orbitofrontal Cortex
 - 1.3.2. Main Features
 - 1.3.3. Bases of their Functioning
- 1.4. Neuropsychology of the Medial Prefrontal Cortex
 - 1.4.1. Introduction to the Dorsolateral Prefrontal Cortex
 - 1.4.2. Main Features
 - 1.4.3. Bases of their Functioning
- 1.5. Motor Cortex
 - 1.5.1. Introduction to the Motor Cortex
 - 1.5.2. Main Features
 - 1.5.3. Bases of their Functioning
- 1.6. Temporal Lobe
 - 1.6.1. Introduction to the Temporal Lobe Cortex
 - 1.6.2. Main Features
 - 1.6.3. Bases of their Functioning





- 1.7. Parietal Lobe
 - 1.7.1. Introduction to the Parietal Lobe Cortex
 - 1.7.2. Main Features
 - 1.7.3. Bases of their Functioning
- 1.8. Occipital Lobe
 - 1.8.1. Introduction to the Occipital Lobe Cortex
 - 1.8.2. Main Features
 - 1.8.3. Bases of their Functioning
- 1.9. Cerebral Asymmetry
 - 1.9.1. Concept of Brain Asymmetry
 - 1.9.2. Characteristics and Functioning

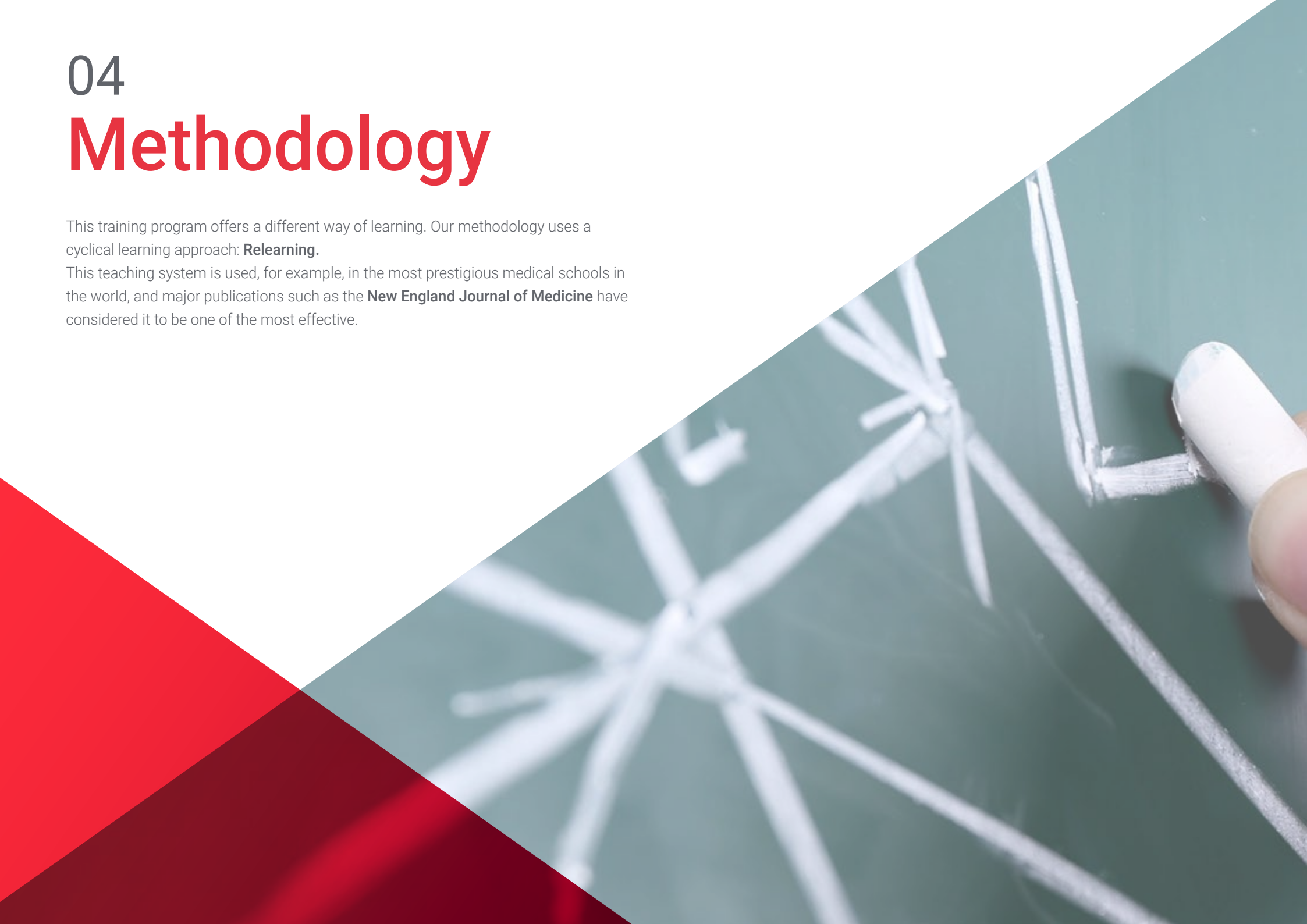
“ A Postgraduate Certificate that will allow you to understand the functioning of the frontal lobe and the capacity for short-term memorization”

04

Methodology

This training program offers a different way of learning. Our methodology uses a cyclical learning approach: **Relearning**.

This teaching system is used, for example, in the most prestigious medical schools in the world, and major publications such as the **New England Journal of Medicine** have considered it to be one of the most effective.





“

Discover Relearning, a system that abandons conventional linear learning, to take you through cyclical teaching systems: a way of learning that has proven to be extremely effective, especially in subjects that require memorization"

At TECH Education School we use the Case Method

In a given situation, what should a professional do? Throughout the program students will be presented with multiple simulated cases based on real situations, where they will have to investigate, establish hypotheses and, finally, resolve the situation. There is an abundance of scientific evidence on the effectiveness of the method.

With TECH, educators can experience a learning methodology that is shaking the foundations of traditional universities around the world.



It is a technique that develops critical skills and prepares educators to make decisions, defend their arguments, and contrast opinions.

“

Did you know that this method was developed in 1912, at Harvard, for law students? The case method consisted of presenting students with real-life, complex situations for them to make decisions and justify their decisions on how to solve them. In 1924, Harvard adopted it as a standard teaching method”

The effectiveness of the method is justified by four fundamental achievements:

1. Educators who follow this method not only grasp concepts, but also develop their mental capacity, by evaluating real situations and applying their knowledge.
2. The learning process is solidly focused on practical skills that allow educators to better integrate the knowledge into daily practice.
3. Ideas and concepts are understood more efficiently, given that the example situations are based on real-life teaching.
4. Students like to feel that the effort they put into their studies is worthwhile. This then translates into a greater interest in learning and more time dedicated to working on the course.



Relearning Methodology

At TECH we enhance the case method with the best 100% online teaching methodology available: Relearning.

Our University is the first in the world to combine case studies with a 100% online learning system based on repetition, combining a minimum of 8 different elements in each lesson, which represent a real revolution with respect to simply studying and analyzing cases.



Educators will learn through real cases and by solving complex situations in simulated learning environments. These simulations are developed using state-of-the-art software to facilitate immersive learning.

At the forefront of world teaching, the Relearning method has managed to improve the overall satisfaction levels of professionals who complete their studies, with respect to the quality indicators of the best online university (Columbia University).

With this methodology we have trained more than 85,000 educators with unprecedented success in all specialties. All this in a highly demanding environment, where the students have a strong socio-economic profile and an average age of 43.5 years.

Relearning will allow you to learn with less effort and better performance, involving you more in your specialization, developing a critical mindset, defending arguments, and contrasting opinions: a direct equation to success.

In our program, learning is not a linear process, but rather a spiral (learn, unlearn, forget, and re-learn). Therefore, we combine each of these elements concentrically.

The overall score obtained by our learning system is 8.01, according to the highest international standards.



This program offers the best educational material, prepared with professionals in mind:



Study Material

All teaching material is produced by the specialist educators who teach the course, specifically for the course, so that the teaching content is really specific and precise.

These contents are then applied to the audiovisual format, to create the TECH online working method. All this, with the latest techniques that offer high quality pieces in each and every one of the materials that are made available to the student.



Educational Techniques and Procedures on Video

TECH introduces students to the latest techniques, with the latest educational advances, and to the forefront of Education. All this, first-hand, with the maximum rigor, explained and detailed for your assimilation and understanding. And best of all, you can watch them as many times as you want.



Interactive Summaries

The TECH team presents the contents attractively and dynamically in multimedia lessons that include audio, videos, images, diagrams, and concept maps in order to reinforce knowledge.

This exclusive multimedia content presentation training Exclusive system was awarded by Microsoft as a "European Success Story".



Additional Reading

Recent articles, consensus documents and international guidelines, among others. In TECH's virtual library, students will have access to everything they need to complete their course.





Expert-Led Case Studies and Case Analysis

Effective learning ought to be contextual. Therefore, TECH presents real cases in which the expert will guide students, focusing on and solving the different situations: a clear and direct way to achieve the highest degree of understanding.



Testing & Retesting

We periodically evaluate and re-evaluate students' knowledge throughout the program, through assessment and self-assessment activities and exercises: so that they can see how they are achieving your goals.



Classes

There is scientific evidence suggesting that observing third-party experts can be useful.
Learning from an Expert strengthens knowledge and memory, and generates confidence in future difficult decisions.



Quick Action Guides

TECH offers the most relevant contents of the course in the form of worksheets or quick action guides. A synthetic, practical, and effective way to help students progress in their learning.



05

Certificate

The Postgraduate Certificate in Principles of Functional Neuroanatomy guarantees students, in addition to the most rigorous and up-to-date education, access to a Postgraduate Certificate issued by TECH Global University.



“

Successfully complete this program and receive your university qualification without having to travel or fill out laborious paperwork"

This program will allow you to obtain your **Postgraduate Certificate in Principles of Functional Neuroanatomy** endorsed by **TECH Global University**, the world's largest online university.

TECH Global University is an official European University publicly recognized by the Government of Andorra ([official bulletin](#)). Andorra is part of the European Higher Education Area (EHEA) since 2003. The EHEA is an initiative promoted by the European Union that aims to organize the international training framework and harmonize the higher education systems of the member countries of this space. The project promotes common values, the implementation of collaborative tools and strengthening its quality assurance mechanisms to enhance collaboration and mobility among students, researchers and academics.

This **TECH Global University** title is a European program of continuing education and professional updating that guarantees the acquisition of competencies in its area of knowledge, providing a high curricular value to the student who completes the program.

Title: **Postgraduate Certificate in Principles of Functional Neuroanatomy**

Modality: **online**

Duration: **6 weeks**

Accreditation: **6 ECTS**



future
health confidence people
education information tutors
guarantee accreditation teaching
institutions technology learning
community commitment
personalized service innovation
knowledge present
development language
virtual classroom



Postgraduate Certificate
Principles of Functional
Neuroanatomy

- » Modality: online
- » Duration: 6 weeks
- » Certificate: TECH Global University
- » Credits: 6 ECTS
- » Schedule: at your own pace
- » Exams: online

Postgraduate Certificate

Principles of Functional Neuroanatomy

