

Postgraduate Certificate

Assessment and Intervention in Dysphagia





Postgraduate Certificate Assessment and Intervention in Dysphagia

- » Modality: online
- » Duration: 6 weeks
- » Certificate: TECH Technological University
- » Dedication: 16h/week
- » Schedule: at your own pace
- » Exams: online

Website: www.techtitute.com/us/education/postgraduate-certificate/assessment-intervention-dysphagia

Index

01

Introduction

p. 4

02

Objectives

p. 8

03

Course Management

p. 12

04

Structure and Content

p. 18

05

Methodology

p. 22

06

Certificate

p. 30

01

Introduction

In patients with neurological pathology, dysphagia can be a serious health problem that worsens the quality of life of the sufferer in the educational environment. But thanks to the evolution of science and technology, many advances have been made in this area. Through its study, the professional can offer a very important and sustained support. TECH, in response to this need, has developed this 100% online academic program that brings together all relevant aspects to intervene in Dysphagia in a specialized way, from assessment to treatment and recommendations to the patient and family.



A close-up photograph of a person's neck and shoulder area. Two thick, curved teal-colored markings are visible on the skin, resembling a stylized 'V' or 'U' shape. The person's dark hair is visible on the right side of the frame. The background is a light-colored, textured surface.

“

You will develop skills for Assessment and Intervention in Dysphagia in adult and pediatric patients in the educational setting"

Functional diversity requires teaching professionals capable of responding effectively to the needs of the student within the educational environment, in terms of the difficulties manifested by the presence of dysphagia. Dysphagia is not an uncommon disease, on the contrary, this difficulty in swallowing, which occurs in neurological and pathological situations, which can lead to malnutrition or dehydration problems, respiratory, among others, in a generalized way.

Its evaluation and timely intervention is essential to prevent the worsening of the quality of life of those who suffer from it. In this sense, it is imperative that there are trained professionals in the area with advanced skills and knowledge to make the appropriate assessment and exploration.

With this Postgraduate Certificate in Assessment and Intervention in Dysphagia, TECH has proposed a unique and updated syllabus that will provide the graduate with the necessary skills to intervene effectively in the rehabilitation of Dysphagia. Through the application of compensatory and rehabilitative techniques, implementation of the appropriate diet or other methods such as application of Botulinum Toxin, Neuromuscular Bandage, Electrotherapy in swallowing and management of new technologies.

An exclusive compendium of topics that have been chosen by the most prestigious teachers in the current online pedagogical market. In addition to the methodology and technology available on the virtual platform that will facilitate the natural progression of the student towards the academic goal.

This **Postgraduate Certificate in Assessment and Intervention in Dysphagia** contains the most complete and up-to-date educational program on the market. Its most notable features are:

- ♦ The development of practical cases presented by experts in NSpeech Neurorehabilitation and Orofacial Therapy
- ♦ The graphic, schematic, and practical content with which they are created, provides scientific and practical information on the disciplines that are essential for professional practice
- ♦ Practical exercises where self-assessment can be used to improve learning
- ♦ Its special emphasis on innovative methodologies
- ♦ Theoretical lessons, questions to the expert, debate forums on controversial topics, and individual reflection assignments
- ♦ Content that is accessible from any fixed or portable device with an Internet connection



You will be able to perform an adequate speech therapy assessment of Dysphagia in a specialized way according to the latest scientific evidence"

“

You will delve into the different internationally recognized nutritional assessment scales”

The program's teaching staff includes professionals from the sector who contribute their work experience to this educational program, as well as renowned specialists from leading societies and prestigious universities.

Its multimedia content, developed with the latest educational technology, will allow the professional a situated and contextual learning, that is, a simulated environment that will provide an immersive training programmed to train in real situations.

The design of this program focuses on Problem-Based Learning, in which the professional will have to try to solve the different professional practice situations that will arise throughout the academic course. This will be done with the help of an innovative system of interactive videos made by renowned experts.

You will intervene practically in the rehabilitation of Dysphagia with compensatory techniques, giving precise guidelines to the patient and the family.

You will freely combine your daily activities with the new academic challenge. It is 100% online and contains all the resources that will facilitate a natural and progressive learning process.



02

Objectives

TECH has developed this syllabus with the most relevant aspects and novelties about the most relevant aspects of Dysphagia Assessment and Intervention, to address a condition that affects the quality of life of the patient and causes serious consequences, in case it is not properly treated in time. The graduate will learn, among other topics, the functional basis of Dysphagia, how to classify it, and will know the pathologies associated to this alteration, as well as its approach and care.


“

Take advantage of the opportunity to get up to date with the most modern rehabilitation techniques for cases of child and adult dysphagia in only 6 weeks"



General Objectives

- ♦ Develop a broad body of knowledge of the anatomical and functional basis of the central and peripheral nervous system
- ♦ Study the anatomy and function of the organs involved in basic functions such as respiration, phonation and swallowing
- ♦ Acquire knowledge in both assessment and speech therapy intervention
- ♦ Delve into rehabilitation techniques supported by clinical practice
- ♦ Develop intervention skills acquired from complementary disciplines such as neuropsychology, physiotherapy and psychology
- ♦ Become proficient in the assessment, diagnosis and treatment of neurofunctional and logopedic disorders in specific groups with neurodevelopmental or syndromic disorders
- ♦ Know various approaches and intervention programs in neurological and speech therapy neurorehabilitation





Specific Objectives

- Learn the anatomy and physiology of swallowing
- Provide anatomical and physiological knowledge of the structures involved in normal and pathological swallowing
- Learn the functional basis of dysphagia to classify it and know the pathologies associated with this disorder
- Know the scales of assessment, exploration and instrumental techniques
- Develop strategies to assess dysphagia before, during and after speech therapy intervention
- Learn how to assess the nutritional status of patients with dysphagia and the consequences of poor hydration and malnutrition
- Learn compensatory techniques as opposed to rehabilitative techniques
- Train in the comprehensive approach to dysphagia of neurological origin



You will accurately determine the difference between Structural Dysphagia vs. Neurogenic Dysphagia, its symptoms, signs and ways to address it"


03

Course Management

This Postgraduate Certificate in Assessment and Intervention in Dysphagia contains the most complete and up-to-date program on the market.

Professionals of great prestige and recognition in their sector, who will provide the most up-to-date information on each of the topics raised. Specialists in the health and educational area, who will facilitate the understanding of Dysphagia from a scientific point of view, based on their own experience.





“

The teaching methodology present in this program is a guarantee of quality and topicality"

Management



Mr. Borrás Sanchis, Salvador

- ◆ Psychologist, Teacher and Speech Therapist
- ◆ Educational Counselor at Generalitat Valenciana, Consejería de Educación (Valencian Regional Government)
- ◆ Abile Education Specialist
- ◆ Avance SL Partner
- ◆ Pedagogical Advisor and External Collaborator of Aula Salud (an organization to promote health in the classroom)
- ◆ Pedagogical Director in iteNlearning
- ◆ Author of "Guide for the Reeducation of Atypical Swallowing and Associated Disorders"
- ◆ Pedagogical Director in the Instituto DEIAP (Institute for Comprehensive Development and Psychoeducational Care)
- ◆ Degree in Psychology
- ◆ Hearing and Speech Teacher
- ◆ Diploma in Speech Therapy



Ms. Santacruz García, Estefanía

- ♦ Social integrator and clinical speech therapist at Uner Clinic.
- ♦ Teacher at CEFIRE
- ♦ Specialist in Orofacial and Myofunctional Therapy

Professors

Ms. Navarro Marhuenda, Laura

- ♦ Neuropsychologist at Kinemas
- ♦ Specialist in Child and Adult Neurorehabilitation in Integral Center of Brain Injury
- ♦ Master's Degree in Speech Neurorehabilitation and Vital Function Analysis
- ♦ Neuropsychologist at INEURO
- ♦ Neuropsychologist at UNER CLINIC
- ♦ Degree in Psychology from the Miguel Hernández University of Elche
- ♦ Master's Degree in Health Psychology from the Miguel Hernández University of Elche
- ♦ Master's Degree in Clinical Neuropsychology from the European University Miguel de Cervantes
- ♦ Master's Degree in Pediatric Neurology and Neurodevelopment by CEU Cardena Herrera University

Ms. López Samper, Belén

- ♦ General Health Psychology and Clinical Neuropsychologist
- ♦ Psychologist. Alcaraz Institute
- ♦ Psychologist. IDEAT Center
- ♦ Neuropsychologist Clínica UNER - Assessment and Integral Rehabilitation of Brain Injury
- ♦ Specialized in Child and Adult Neurorehabilitation at the Integral Center for Brain Injury
- ♦ Master's Degree in Special Educational Needs and Early Care, Developmental and Child Psychology. International University of Valencia
- ♦ Master's Degree in Clinical Neuropsychology, Neuropsychology. AEPCCC
- ♦ Master's Degree in General Health Psychology. International University of Valencia
- ♦ Degree in Psychology. Miguel Hernández University of Elche

Dr. Carrasco de Larriva, Concha

- ♦ Expert in Cognitive Rehabilitation and Clinical Neuropsychology
- ♦ Psychologist at PEROCA
- ♦ Clinical Neuropsychologist accredited by the General Council of Psychology in Spain
- ♦ Assistant Professor of the Department of Psychology at the Catholic University San Antonio of Murcia
- ♦ Master's Degree in Clinical Neuropsychology by the Spanish Association of Clinical Cognitive Behavioral Psychology
- ♦ Expert in Child and Cognitive Rehabilitation by the Francisco de Vitoria University
- ♦ Postgraduate degree in Cognitive Rehabilitation from ISEP
- ♦ Degree in Psychology from the University of Granada
- ♦ Qualified for the assessment of Autism with the Autism Diagnostic Observation Scale ADOS

Ms. Jiménez Jiménez, Ana

- ♦ Clinical Neuropsychologist and Social Worker
- ♦ Clinical Neuropsychologist at Integra Cerebral Damage
- ♦ Neuropsychologist at UNER Clinic
- ♦ Educator of the Social Action Team Murcia in Cáritas Spain
- ♦ Degree in Social Work at the University of Murcia
- ♦ Degree in Psychology from UNED
- ♦ Master's Degree in Clinical Neuropsychology from the European University Miguel de Cervantes
- ♦ Master's Degree in General Health Psychology by UNED

Mr. Santacruz García, José Luis

- ♦ Psychologist specializing in Congenital and Acquired Brain Injury

Ms. Álvarez Valdés, Paula del Carmen

- ♦ Specialist in Diagnosis and Treatment of Early Childhood Care
- ♦ Clinical Speech Therapist Specialist in Myofunctional Therapy
- ♦ Diploma in Psychodiagnosis and Early Care Treatment
- ♦ Direct collaboration in Dental Office
- ♦ Graduate in Speech Therapy
- ♦ Master's Degree in Special Education and in Foreign Languages from the Pontifical University of Salamanca
- ♦ ISEP Master's Degree in Myofunctional Therapy

Ms. Selva Cabañero, Pilar

- ♦ Nurse Specialist in Obstetric-Gynecological Nursing (Midwife)
- ♦ Obstetric-Gynecological Nursing Teaching Unit, University of Murcia Santa Lucía General University Hospital
- ♦ Publication, Ankyloglossia and the Success of Breastfeeding, ISBN13: 978- 84- 695- 5302- 2. 2012

Ms. Sanz Pérez, Nekane

- ♦ Clinical Speech Therapist specialized in Acquired Cerebral Palsy
- ♦ Teacher in Iberocardio for Aspace (Main Confederation and Entity for Cerebral Palsy Care in Spain)

Ms. Martín Bielsa, Laura

- ♦ Director of Multidisciplinary Center Dime Más
- ♦ CFP Estill Voice Training
- ♦ Degree in Speech Therapy
- ♦ Graduate in Teaching
- ♦ Dean of the Professional Association of Speech Therapists of Aragon



Ms. Muñoz Boje, Rocío

- ♦ Occupational Therapist Specialist in Neurorehabilitation at the Uner Clinic
- ♦ Degree in Occupational Therapy

Ms. García Gómez, Andrea

- ♦ Speech therapist specialized in Acquired Brain Injury Neurorehabilitation
- ♦ Speech therapist at UNER Clinic
- ♦ Speech therapist at Integra Brain Injury
- ♦ Speech therapist at Ineuro
- ♦ Graduate in Speech Therapy
- ♦ Master's Degree in Speech Therapy Neurorehabilitation in Acquired Brain Injury

Ms. Santacruz García, Raquel

- ♦ Specialist in Pedagogy and Nutrition
- ♦ Dietician of the Hispanic Ballet Company
- ♦ Dancer at the Andalusian Dance Center
- ♦ Graduate in Human Nutrition and Dietetics by the Catholic University San Antonio
- ♦ Specialist in Dance Pedagogy by the Theatre Institute of Barcelona
- ♦ Intermediate Degree in Classical Dance at the Conservatory of Murcia

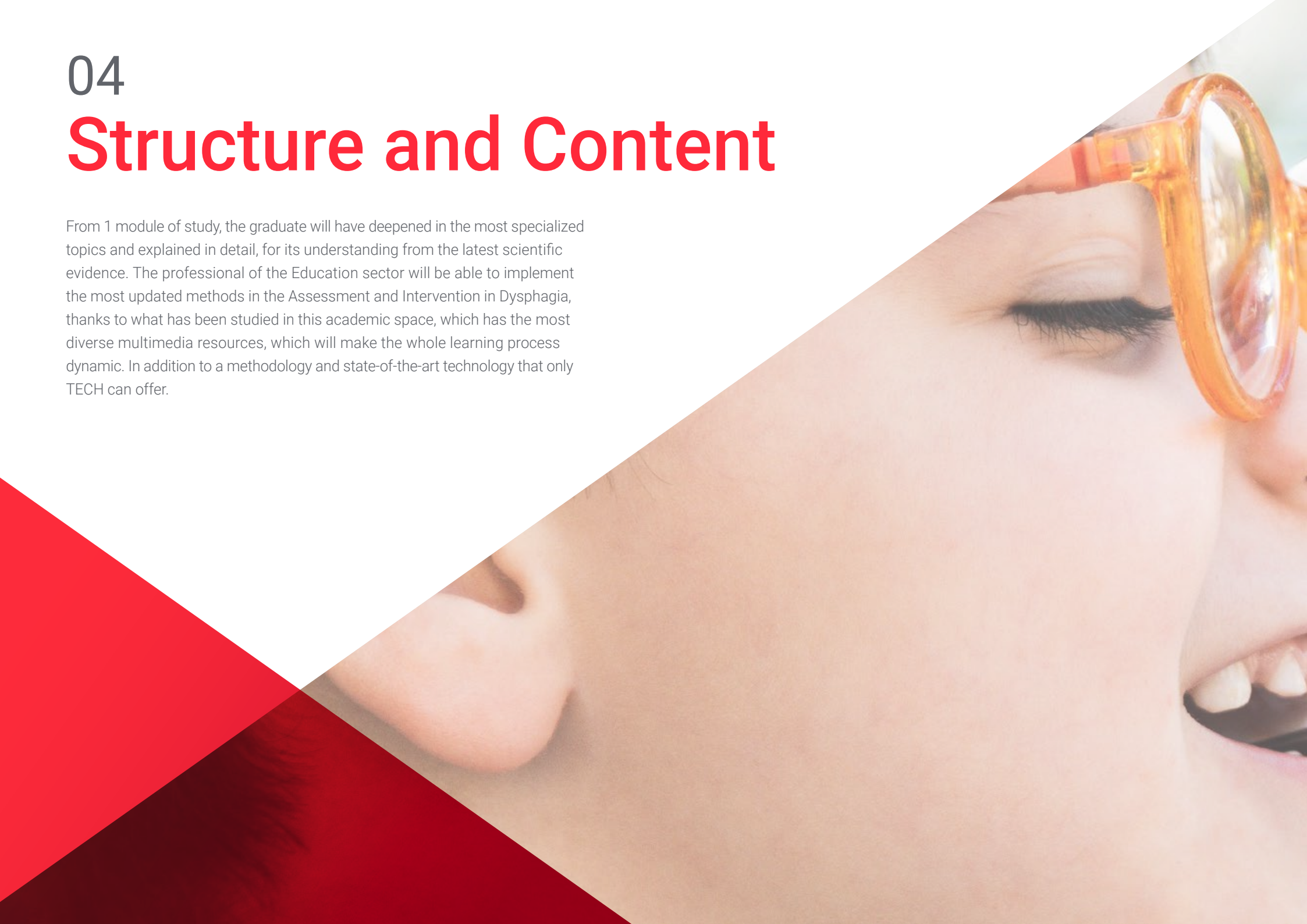
Ms. Gallego Díaz, Mireia

- ♦ Hospital Speech Therapist
- ♦ Occupational Therapist
- ♦ Speech Therapist Expert in Swallowing Disorders

04

Structure and Content

From 1 module of study, the graduate will have deepened in the most specialized topics and explained in detail, for its understanding from the latest scientific evidence. The professional of the Education sector will be able to implement the most updated methods in the Assessment and Intervention in Dysphagia, thanks to what has been studied in this academic space, which has the most diverse multimedia resources, which will make the whole learning process dynamic. In addition to a methodology and state-of-the-art technology that only TECH can offer.



“

Update your knowledge in an interactive way, studying on numerous real cases that will give you an immediate and accurate vision about the approach to Dysphagia"

Module 1. Assessment and Intervention in Dysphagia of Neurological Origin in Adults

- 1.1. Swallowing: Definition and Anatomy
 - 1.1.1. Definition of Swallowing
 - 1.1.2. Swallowing Anatomy: Structures
 - 1.1.2.1. Oral Cavity
 - 1.1.2.2. Pharynx
 - 1.1.2.3. Larynx
 - 1.1.2.4. Oesophageal
 - 1.1.3. Swallowing Anatomy: Neurological Control
 - 1.1.3.1. Central Nervous System
 - 1.1.3.2. Cranial Nerves
 - 1.1.3.3. Autonomic Nervous System
- 1.2. Swallowing: The Swallowing Process
 - 1.2.1. Phases of Swallowing
 - 1.2.1.1. Preoral Phase
 - 1.2.1.2. Oral Phase
 - 1.2.1.2.1. Oral Preparatory Phase
 - 1.2.1.2.2. Oral Transport Phase
 - 1.2.1.3. Pharyngeal Phase
 - 1.2.1.4. Esophageal Phase
 - 1.2.2. Valve System
 - 1.2.3. Biomechanics of Swallowing
 - 1.2.3.1. Swallowing Liquids
 - 1.2.3.2. Swallowing Semi-Solids
 - 1.2.3.3. Swallowing Solids: Chewing
 - 1.2.4. Breathing-Swallowing Coordination
- 1.3. Introduction to Dysphagia
 - 1.3.1. Definition
 - 1.3.2. Etiology and Prevalence
 - 1.3.2.1. Functional Causes
 - 1.3.2.2. Organic Causes
 - 1.3.3. Classification
 - 1.3.3.1. Types of Dysphagia
 - 1.3.3.2. Severity of Dysphagia
 - 1.3.4. Differentiation Structural Dysphagia vs. Neurogenic Dysphagia
 - 1.3.5. Signs and Symptoms of Dysphagia
 - 1.3.6. Safety and Efficacy Concepts
 - 1.3.6.1. Safety Complications
 - 1.3.6.2. Efficacy Complications
 - 1.3.7. Brain Damage Dysphagia
 - 1.3.8. Dysphagia in the Elderly
- 1.4. Medical Assessment of Dysphagia
 - 1.4.1. Medical Anamnesis
 - 1.4.2. Scales of Assessment and Screening
 - 1.4.2.1. EAT-10
 - 1.4.2.2. V-VST. Volume-Viscosity Swallow Test
 - 1.4.2.2.1. How to Perform the V-VST
 - 1.4.2.2.2. Useful Tips when Using V-VST
 - 1.4.3. Instrumental Tests
 - 1.4.3.1. Fibroendoscopy (FEES)
 - 1.4.3.2. Videofluoroscopy (VFS)
 - 1.4.3.3. Fibroendoscopy vs. Videofluoroscopy
 - 1.4.3.4. Pharyngoesophageal Manometry
- 1.5. Speech Therapy Assessment of Dysphagia
 - 1.5.1. Medical History
 - 1.5.2. General Patient Assessment
 - 1.5.2.1. Physical Examination
 - 1.5.2.2. Cognitive Examination
 - 1.5.3. Clinical Patient Exploration
 - 1.5.3.1. Structural Assessment
 - 1.5.3.2. Oral Motor and Sensory Examination
 - 1.5.3.3. Cranial Nerves Assessment
 - 1.5.3.4. Reflex Assessment
 - 1.5.3.5. Exploring Swallowing by Phases (without Bolus)
 - 1.5.3.6. Using Auscultation and Sound Assessment
 - 1.5.3.7. Respiratory and Phonation Assessment

- 1.5.4. Tracheostomy Patient Assessment
- 1.5.5. Severity and Quality of Life Scales
- 1.6. Assessment of Nutritional Status
 - 1.6.1. Importance of Nutrition
 - 1.6.2. Screening Scales in Nutrition
 - 1.6.2.1. Malnutrition Universal Screening Tool (MUST)
 - 1.6.2.2. Mini Nutritional Assessment (MNA)
 - 1.6.2.3. Nutritional Risk Screening 2002 (NRS 2002)
 - 1.6.3. Nutritional Assessment
 - 1.6.4. Undernourishment
 - 1.6.5. Dehydration
 - 1.6.6. Nutritional Supplements
 - 1.6.7. Alternatives to Oral Feeding
 - 1.6.7.1. Enteral Nutrition
 - 1.6.7.1.1. Naso/Oroenteral Tube Nutrition
 - 1.6.7.1.2. Nutrition by Gastrostomy
 - 1.6.7.1.3 Comparing Types of Enteral Nutrition
 - 1.6.7.2. Parenteral Nutrition
- 1.7. Dysphagia Rehabilitation Using Compensatory Techniques
 - 1.7.1. Rehabilitation Treatment Objectives
 - 1.7.2. Postural Techniques
 - 1.7.3. Consistency Modifications
 - 1.7.4. Modifying Intake Volume and Speed
 - 1.7.5. Modifying Food at the Perceptual Level
 - 1.7.6. New Textures
 - 1.7.7. Adapting Utensils for Intake
 - 1.7.8. Guidelines for Patients and Family
 - 1.7.8.1. Adaptation to Surroundings
 - 1.7.8.2. Drug Administration
 - 1.7.8.3. Oral Hygiene
- 1.8. Dysphagia Rehabilitation Using Rehabilitation Techniques I
 - 1.8.1. Inclusion/Exclusion Criteria in Treatments Using Rehabilitation Techniques
 - 1.8.2. Swallowing Maneuvers
 - 1.8.3. Techniques to Exercise Swallowing Musculature
 - 1.8.3.1. Orofacial Myofunctional Therapy
 - 1.8.3.1.1. Soft Tissues Manipulation
 - 1.8.3.1.2. Sensory Enhancement Techniques
 - 1.8.3.1.3. Specific Exercises
 - 1.8.3.1.3.1. Tongue
 - 1.8.3.1.3.2. Lips/Buccinator Muscles
 - 1.8.3.1.3.3. Masticatory Muscles
 - 1.8.3.1.3.4. Palatal Veil
 - 1.8.3.2. Techniques to Stimulate Swallowing Reflex
 - 1.8.3.3. Bolus Propulsion Exercises
 - 1.8.3.4. Laryngeal Elevation (Hyoid Excursion) Exercises
 - 1.8.3.5. Exercises to Improve Glottic Closure
- 1.9. Dysphagia Rehabilitation Using Rehabilitation Techniques II
 - 1.9.1. Dysphagia Treatment based on Symptomatology
 - 1.9.2. Breathing Treatment
 - 1.9.3. Positioning
 - 1.9.4. Diet Implementation
 - 1.9.5. Use of Botulinum Toxin
 - 1.9.6. Neuromuscular Bandaging
 - 1.9.6.1. Rigid Bandages
 - 1.9.6.2. Flexible Bandages
 - 1.9.7. Electrotherapy in Swallowing
 - 1.9.8. New Technologies
- 1.10. Useful Content for Speech Therapists Working in Dysphagia
 - 1.10.1. CPR in Diet
 - 1.10.2. Diet Rheology
 - 1.10.3. Additional Information

05

Methodology

This training program offers a different way of learning. Our methodology uses a cyclical learning approach: **Relearning**.

This teaching system is used, for example, in the most prestigious medical schools in the world, and major publications such as the **New England Journal of Medicine** have considered it to be one of the most effective.





“

Discover Relearning, a system that abandons conventional linear learning, to take you through cyclical teaching systems: a way of learning that has proven to be extremely effective, especially in subjects that require memorization"

At TECH Education School we use the Case Method

In a given situation, what should a professional do? Throughout the program students will be presented with multiple simulated cases based on real situations, where they will have to investigate, establish hypotheses and, finally, resolve the situation. There is an abundance of scientific evidence on the effectiveness of the method.

With TECH, educators can experience a learning methodology that is shaking the foundations of traditional universities around the world.



It is a technique that develops critical skills and prepares educators to make decisions, defend their arguments, and contrast opinions.

“

Did you know that this method was developed in 1912, at Harvard, for law students? The case method consisted of presenting students with real-life, complex situations for them to make decisions and justify their decisions on how to solve them. In 1924, Harvard adopted it as a standard teaching method”

The effectiveness of the method is justified by four fundamental achievements:

1. Educators who follow this method not only grasp concepts, but also develop their mental capacity, by evaluating real situations and applying their knowledge.
2. The learning process is solidly focused on practical skills that allow educators to better integrate the knowledge into daily practice.
3. Ideas and concepts are understood more efficiently, given that the example situations are based on real-life teaching.
4. Students like to feel that the effort they put into their studies is worthwhile. This then translates into a greater interest in learning and more time dedicated to working on the course.



Relearning Methodology

At TECH we enhance the case method with the best 100% online teaching methodology available: Relearning.

Our University is the first in the world to combine case studies with a 100% online learning system based on repetition, combining a minimum of 8 different elements in each lesson, which represent a real revolution with respect to simply studying and analyzing cases.



Educators will learn through real cases and by solving complex situations in simulated learning environments. These simulations are developed using state-of-the-art software to facilitate immersive learning.

At the forefront of world teaching, the Relearning method has managed to improve the overall satisfaction levels of professionals who complete their studies, with respect to the quality indicators of the best online university (Columbia University).

With this methodology we have trained more than 85,000 educators with unprecedented success in all specialties. All this in a highly demanding environment, where the students have a strong socio-economic profile and an average age of 43.5 years.

Relearning will allow you to learn with less effort and better performance, involving you more in your specialization, developing a critical mindset, defending arguments, and contrasting opinions: a direct equation to success.

In our program, learning is not a linear process, but rather a spiral (learn, unlearn, forget, and re-learn). Therefore, we combine each of these elements concentrically.

The overall score obtained by our learning system is 8.01, according to the highest international standards.



This program offers the best educational material, prepared with professionals in mind:



Study Material

All teaching material is produced by the specialist educators who teach the course, specifically for the course, so that the teaching content is really specific and precise.

These contents are then applied to the audiovisual format, to create the TECH online working method. All this, with the latest techniques that offer high quality pieces in each and every one of the materials that are made available to the student.



Educational Techniques and Procedures on Video

TECH introduces students to the latest techniques, with the latest educational advances, and to the forefront of Education. All this, first-hand, with the maximum rigor, explained and detailed for your assimilation and understanding. And best of all, you can watch them as many times as you want.



Interactive Summaries

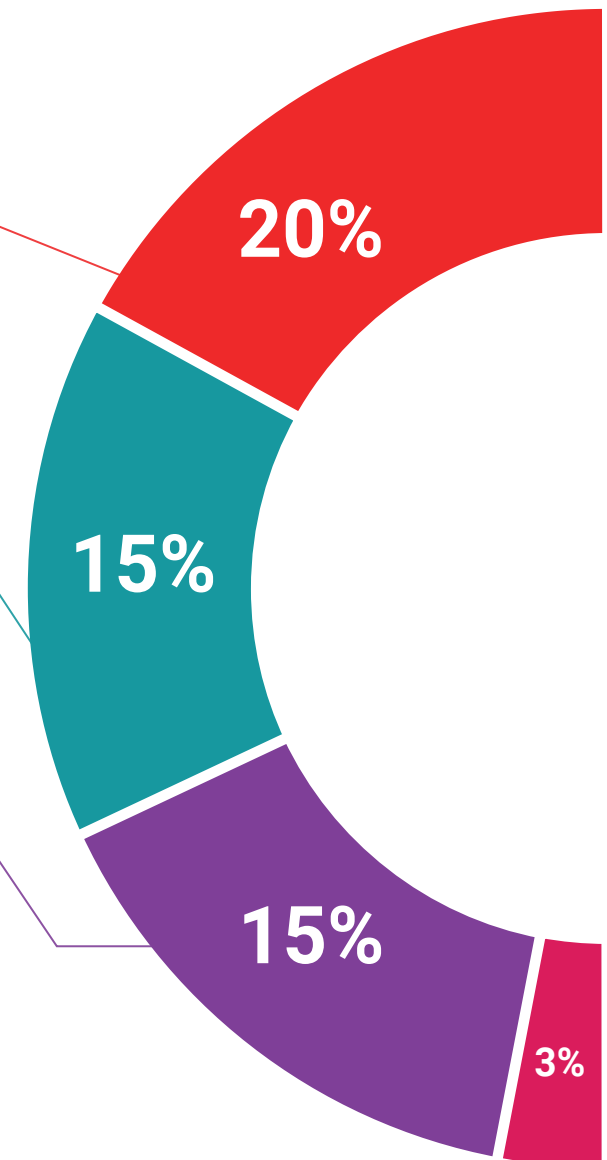
The TECH team presents the contents attractively and dynamically in multimedia lessons that include audio, videos, images, diagrams, and concept maps in order to reinforce knowledge.

This exclusive multimedia content presentation training Exclusive system was awarded by Microsoft as a "European Success Story".



Additional Reading

Recent articles, consensus documents and international guidelines, among others. In TECH's virtual library, students will have access to everything they need to complete their course.





Expert-Led Case Studies and Case Analysis

Effective learning ought to be contextual. Therefore, TECH presents real cases in which the expert will guide students, focusing on and solving the different situations: a clear and direct way to achieve the highest degree of understanding.



Testing & Retesting

We periodically evaluate and re-evaluate students' knowledge throughout the program, through assessment and self-assessment activities and exercises: so that they can see how they are achieving your goals.



Classes

There is scientific evidence suggesting that observing third-party experts can be useful.

Learning from an Expert strengthens knowledge and memory, and generates confidence in future difficult decisions.



Quick Action Guides

TECH offers the most relevant contents of the course in the form of worksheets or quick action guides. A synthetic, practical, and effective way to help students progress in their learning.



06

Certificate

The Postgraduate Certificate in Assessment and Intervention in Dysphagia guarantees students, in addition to the most rigorous and up-to-date education, access to a Postgraduate Certificate issued by TECH Technological University.



“

Successfully complete this program and receive your university qualification without having to travel or fill out laborious paperwork”

This **Postgraduate Certificate in Assessment and Intervention in Dysphagia** contains the most complete and up-to-date program on the market.

After the student has passed the assessments, they will receive their corresponding **Postgraduate Certificate** issued by **TECH Technological University** via tracked delivery*.

The diploma issued by **TECH Technological University** will reflect the qualification obtained in the Postgraduate Certificate, and meets the requirements commonly demanded by labor exchanges, competitive examinations, and professional career evaluation committees.

Title: **Postgraduate Certificate in Assessment and Intervention in Dysphagia**

Official N° of Hours: **175 h.**



*Apostille Convention. In the event that the student wishes to have their paper diploma issued with an apostille, TECH EDUCATION will make the necessary arrangements to obtain it, at an additional cost.



Postgraduate Certificate

Assessment and Intervention in Dysphagia

- » Modality: online
- » Duration: 6 weeks
- » Certificate: TECH Technological University
- » Dedication: 16h/week
- » Schedule: at your own pace
- » Exams: online

Postgraduate Certificate Assessment and Intervention in Dysphagia

