

Postgraduate Diploma

Pain, Fear and Anxiety in Pediatric Dental Patients





Postgraduate Diploma Pain, Fear and Anxiety in Pediatric Dental Patients

- » Modality: online
- » Duration: 6 months
- » Certificate: TECH Global University
- » Credits: 19 ECTS
- » Schedule: at your own pace
- » Exams: online

Website: www.techitute.com/us/dentistry/postgraduate-diploma/postgraduate-diploma-pain-fear-anxiety-pediatric-dental-patients

Index

01

Introduction

p. 4

02

Objectives

p. 8

03

Course Management

p. 12

04

Structure and Content

p. 24

05

Methodology

p. 32

06

Certificate

p. 40

01

Introduction

A high percentage of the population has a fear of going to the dentist or what is known as odontophobia. The pain and anxiety that it generates, especially at an early age, requires skills on the part of professionals that go beyond the strict knowledge of treatment and diagnosis. Given the importance of oral and dental care, this program was created to update the knowledge of professionals in the field of pain and fear suffered by the patient. All this with multimedia teaching material provided by a specialized teaching team with a long professional experience in the care of children and adolescents.





“

Thanks to this Postgraduate Diploma, you will renew your knowledge on basic behavioral guidance techniques for underage patients with odontophobia"

For many people, just the thought of having to go to the dentist is already a stress, which sometimes prevents them from making the decision to go, despite the importance and even urgency that may have the oral problem they suffer. A reluctance that goes against the very dental care that is so necessary. This program, taught by a specialized teaching team, will update the knowledge of professionals who have to face patients who panic about pain in their daily work.

Throughout the 6-month program, students will learn the basics of pediatric dentistry, psychology and behavioral guidelines for children and adolescents, as well as the different techniques used for the prevention of caries. Through innovative multimedia content, the professional will achieve the renewal of knowledge they are looking for, while being able to get even closer to their daily practice, thanks to the real clinical cases presented by the faculty that integrates this program.

In addition, TECH uses the Relearning system in all its programs, with which you will be able to progress through the 475 teaching hours of this program in a more natural way and without the long hours of study that characterize other teaching methods.

An excellent opportunity for the dental professional looking to keep up to date with the latest developments in their field through a flexible program that can be accessed whenever and wherever they wish. All you need is an electronic device with an internet connection to update your knowledge. A 100% online modality, without fixed schedules, which allows you to combine your personal responsibilities with an education that is at the academic forefront.

In addition, the program includes 10 masterclasses of 10 minutes each, prepared by a leading figure in the international field of pediatric dentistry. Top-level professionals who have agreed to collaborate with TECH and to share their experience with the students who enroll in this Postgraduate Diploma giving them the opportunity to learn from their prestigious praxis, as well as the strategies and techniques that have elevated their career to the top of the sector.

This **Postgraduate Diploma in Pain, Fear and Anxiety in Pediatric Dental Patients** contains the most complete and up-to-date program on the market. Its most notable features are:

- ◆ Practical cases presented by experts in Dentistry
- ◆ The graphic, schematic, and practical contents with which they are created, provide scientific and practical information on the disciplines that are essential for professional practice
- ◆ Practical exercises where self-assessment can be used to improve learning
- ◆ Its special emphasis on innovative methodologies
- ◆ Theoretical lessons, questions to the expert, debate forums on controversial topics, and individual reflection assignments
- ◆ Content that is accessible from any fixed or portable device with an Internet connection



A Postgraduate Diploma that is flexible and compatible with your professional responsibilities"

“

Having the support of a renowned figure in the field of Pediatric Dentistry with access to 10 exclusive masterclasses will allow you to learn about their strategies for success”

The program’s teaching staff includes professionals from the sector who contribute their work experience to this program, as well as renowned specialists from leading societies and prestigious universities.

The multimedia content, developed with the latest educational technology, will provide the professional with situated and contextual learning, i.e., a simulated environment that will provide immersive knowledge programmed to learn in real situations.

This program is designed around Problem-Based Learning, whereby the professional must try to solve the different professional practice situations that arise throughout the program. For this purpose, the student will be assisted by an innovative interactive video system created by renowned and experienced experts.

Access the latest scientific advances in local anesthesia in pediatric dentistry.

A Postgraduate Diploma, which will allow you for 6 months to update your knowledge on the fundamentals of pediatric dentistry.



02 Objectives

The main objective of this program is to update the professional's knowledge in pediatric dentistry, especially in the field of pain and anxiety of the patient, throughout the 6 months of this program. Through multimedia teaching material and with an expert teaching team, students will be able to achieve renewal in the different techniques and skills necessary to ensure that patients at an early age maintain their good oral and dental quality, away from the feeling of fear and pain before certain treatments.





“

Update your knowledge on the most appropriate treatments depending on the patient and the strategy to understand their fear of pain"



General Objectives

- Update the professional's knowledge in the different areas covered by comprehensive dental care in pediatric patients from birth to 14 years of age, with data-based scientific evidence
- Promote work strategies based on a comprehensive approach to the patient and individualized attention to each child according to their age and medical, dental and emotional needs
- Encourage the acquisition of technical skills and abilities, through a powerful audiovisual system, and the possibility of development with online simulation workshops and/or specific education
- Encourage professional stimulation through continuous education and research
- Promote understanding of the integral and multidisciplinary nature of pediatric dentistry, the importance of orderly, systematized and ethical teamwork and the role of the dentist working with the pediatric population as a health educator for children and their families



Take the opportunity and take the step to get up to date on the latest developments in Pain, Fear and Anxiety in Pediatric Dental Patients"



Specific Objectives

Module 1. Pediatric Dentistry: Basics

- Identify and describe the stages of cognitive, emotional and social development of children and adolescents
- Recognize the psychological profile of the child and adolescent
- Assess possible patient behavior in the dental clinic
- Analyze the factors that impact the child's behavior
- Establish the different classifications of patients according to their behavior
- Describe non-pharmacological behavior management techniques
- Explain pharmacological management alternatives for uncooperative children
- Distinguish the different levels of sedation from each other and from general anesthesia
- Explain the action protocols in each case
- List the most commonly used drugs for sedation and their antagonists
- Describe the inherent advantages and risks in the pharmacological sedation procedure
- Perform adequate basic behavioral guidance in patients according to their ages and cognitive and emotional capacities
- Explain the different stages of dental learning and their chronology
- Define the evolution of the different teeth during childhood and adolescence and their characteristics
- Identify and name temporary and permanent teeth
- List the differences between primary and permanent teeth and their clinical implications

Module 2. Psychology, Behavior and Behavioral Guidance

- ♦ Provide the student with a work scheme that, once internalized, will make their clinical examination system effective and agile
- ♦ Explain the appropriate diagnostic method in pediatric dentistry
- ♦ Describe the different types of X-rays used in pediatric dentistry
- ♦ Explain the advantages of the different complementary tests in each specific case
- ♦ Choose the necessary complementary tests to diagnose the most common oral diseases or the risk of suffering them
- ♦ Establish an appropriate treatment plan for child patients

Module 3. Preventive Pediatric Dentistry

- ♦ Recognize the structures that make up the healthy mouth of an edentulous infant and its physiology
- ♦ Reflect on the rationale and basics of baby dentistry
- ♦ Value an early establishment of the dental home
- ♦ Explain the multifactorial nature of caries and the multifaceted approach to caries prevention
- ♦ Explain the various methods of preventing dental caries and their application at different ages

- ♦ Develop appropriate prevention and maintenance plans for each patient
- ♦ Identify the most frequent deviations from normality in relation to tooth number and size, enamel, alterations and dentin structure alterations
- ♦ Identify the origin and consequences of alterations in tooth number and size, enamel structure and dentin structure alterations
- ♦ Define the criteria for the selection of complementary tests to correctly diagnose these disorders
- ♦ Explain the criteria for selecting the appropriate therapeutic option in each case

Module 4. Pain Control Surgical Treatments in Patients

- ♦ Recognize the phases of the painful process and the action that anaesthetic drugs have on its surgical management
- ♦ Know the principles necessary to guide the behavior of pediatric patients during local anesthesia
- ♦ Explain dosage in the administration of local anesthesia
- ♦ Describe the proper way to perform local anesthesia techniques in children to obtain effective anesthesia prior to pain-producing dental procedures
- ♦ Explain the basic principles of preoperative surgery in pediatric dentistry

03

Course Management

TECH remains committed to offering its students a high level of education that is accessible to all. That is why it takes great care in the selection of all the personnel that make up each of its programs. In this case, the students will have at their disposal a management and teaching team with extensive experience in the care and approach of patients in infantile and juvenile stage, at the same time that has experience in teaching. Students will have at their disposal a teaching staff that will guide them during the development of this Postgraduate Diploma and will also resolve any doubts that may arise regarding the syllabus.





“


You will have at your disposal a specialized teaching team that will guide you at all times and solve any doubts you may have about the syllabus"

International Guest Director

Professor Raman Bedi is the Chairman of the Global Child Dental Fund and was previously Chief Dental Officer in England, i.e. the most senior advisor on dentistry in each of the four UK governments and head of the dental profession.

Since 2012 Raman has been the founding chair of the oral health working group of the World Federation of Public Health Associations, which raises the importance of oral health issues affecting global public health. He is a practicing specialist, focusing exclusively on the comprehensive oral rehabilitation of young children. He was a consultant to the NHS in pediatric dentistry from 1991 to 2005 and is on the General Dental Council's list of specialists in pediatric dentistry and dental public health. He is a consultant to WHO on curriculum development in the field of patient safety and dentistry, and was co-chair of the World Expert Committee on the management and prevention of dental caries. Recently, he was asked by WHO to review dental services in Oman.

Raman served as head of dental public health at the Eastman Dental Institute at University College London and director of the National Centre for Transcultural Oral Health. He was also co-director of the World Health Organization Collaborating Centre at the Eastman Dental Institute. He is currently professor emeritus at King's College London. He is one of the few researchers to have been awarded a Doctor of Science degree by the University of Bristol (2003) for his contribution to dental research and a Doctor of Humane Letters degree (2010) by AT Still University (Arizona) for his scholarly contribution to the social sciences.



Dr. Bedi, Raman

- ♦ Professor Emeritus of King's College London.
- ♦ Formerly Director of Dentistry England.
- ♦ Extraordinary Professor of Pediatric Dentistry at the University of the Western Cape, South Africa
- ♦ Adjunct Professor at the University of Pennsylvania
- ♦ Doctor of Dental Surgery, University of Bristol
- ♦ Doctor of Humane Letters from AT Still, U.S.A.
- ♦ Doctor of Science, University of Bristol
- ♦ Honorary Fellow of Dental Surgery of the Royal College of Physicians and Surgeons of Glasgow
- ♦ Honorary Fellow of the Faculty of Public Health, UK.

“

Thanks to TECH, you will be able to learn with the best professionals in the world”

Professors

Dr. Del Campo Rodríguez, Angel

- ◆ Specialist in Pediatric Dentistry and Preventive and Interceptive Orthodontics
- ◆ Ad Honorem collaborating professor in the Master of Aesthetic, Adhesive and Minimally Invasive Dentistry at the Lluís Alcanyis Foundation Dental Clinic, University of Valencia
- ◆ Member of the American Academy of Pediatric Dentistry
- ◆ Member of the Spanish Society of Pediatric Dentistry
- ◆ PhD in Dentistry from the University of Valencia
- ◆ Degree in Dentistry from the Intercontinental University of Mexico City
- ◆ Postgraduate degree in Pediatric Dentistry from New York University College of Dentistry
- ◆ Master's Degree in Gestalt Therapy and Diploma in Child and Adolescent Gestalt Therapy from the Gestalt Therapy Institute of Valencia

Dr. González Aranda, Cristina

- ◆ Degree in Dentistry. Complutense University of Madrid
- ◆ PhD in Dentistry Complutense University of Madrid
- ◆ Master's Degree in Pediatric Dentistry. Complutense University of Madrid
- ◆ Master's Degree in Dental Sciences. Complutense University of Madrid
- ◆ Collaborating Professor of the Master's Degree in Pediatric Dentistry. Faculty of Dentistry, Complutense University of Madrid
- ◆ Associate Professor in Pediatric Dentistry. Faculty of Dentistry at the Complutense University of Madrid
- ◆ Exclusive private practice in pediatric dentistry in Madrid (Spain)

Dr. Serrano Martínez, Concepción

- ◆ Degree in Medicine and General Surgery. Murcia University. Spain
- ◆ Specialist in Stomatology. Murcia University. Spain
- ◆ Postgraduate Course in Dentistry for the special and medically compromised patient. Faculty of Medicine and Dentistry, University of Valencia. Spain
- ◆ PhD in Medicine and General Surgery. Faculty of Medicine and Dentistry, University of Valencia. Spain
- ◆ National reference specialist. DEBRA Spain Association, for dental care in patients with epidermolysis bullosa
- ◆ Private practice in general dentistry

Dr. Figueroa García, Angela

- ◆ Degree in Dentistry, Los Andes University, Merida, Venezuela
- ◆ Master in Periodontics, Faculty of Medicine and Dentistry, University of Valencia, Spain
- ◆ Doctor in Dentistry, Faculty of Medicine and Dentistry, University of Valencia, Spain
- ◆ Undergraduate and postgraduate collaborating professor at the Department of Periodontology, Faculty of Medicine and Dentistry, Universities of Valencia, Spain
- ◆ Associate Professor of Advanced Periodontics, European University of Valencia, Spain

Dr. Enciso Ripoll, Manuel Jesús

- ♦ Assistant dentist at the Hospital de Manises, in Valencia, Spain
- ♦ Degree in Dentistry from the University of Valencia
- ♦ Degree in Veterinary Medicine at the Cardenal-Herrera CEU University
- ♦ Diploma of Advanced Studies in the Program in Human Tumor Pathology at the University of Valencia
- ♦ Master's Degree in Molecular Oncology by the National Cancer Research Center and the European School of Oncology
- ♦ Official Master's Degree in Health Management from the Catholic University of Valencia
- ♦ Master's Degree in Individual and Community Clinical Dentistry at the University of Valencia
- ♦ Associate Professor of Oral Medicine. Prosthesis III Minimally Invasive Dentistry, Legal and Forensic Dentistry Faculty of Experimental and Health Sciences, CEU Cardenal-Herrera University, Moncada, Valencia, Spain
- ♦ Member of SEOP, SESPO, SEPA and SECIB

Dr. Lozano Pajares, Melanie

- ♦ Degree in Dentistry. Central University of Venezuela. Caracas, Venezuela
- ♦ Degree in Dentistry. Degree from the European University of Valencia
- ♦ Degree in Dentistry. European University of Valencia. Valencia, Spain
- ♦ Diploma in Pediatric Dentistry. Advanced training in Minimally Interventionist Multidisciplinary Dentistry. Barcelona, Spain
- ♦ Course on Conscious sedation in Dentistry. YaCare institute. Valencia, Spain
- ♦ Certification from Invisalign, Invisalign Essentials course in Madrid, Spain
- ♦ Member of the Spanish Society of Pediatric Dentistry
- ♦ Communications and presentations in different courses and congresses at national level
- ♦ Exclusive private practice in Pediatric Dentistry with specialized attention in special patients with the use of Nitrous Oxide Sedation or anxiolysis

Dr. García Márquez, Juan Eliseo

- ♦ Degree in Dentistry Faculty of Medicine and Dentistry, University of Valencia. Valencia, Spain
- ♦ Master's Degree in Dentistry in special patients. University of Valencia. Dr. Peset Aleixandre hospital. Valencia, Spain
- ♦ Master's Degree in Hospital Surgery. University of Valencia. General University Hospital, Valencia, Spain
- ♦ Diploma in Periodontics. Faculty of Medicine and Dentistry, University of Valencia, Spain
- ♦ Former Associate Professor Master's Degree in Dentistry in Special Patients. University of Valencia. Valencia, Spain
- ♦ Full professor of Special Patients. Faculty of Experimental and Health Sciences, Cardenal - Herrera CEU University, Moncada, Valencia, Spain
- ♦ Associate Professor of Periodontics. Faculty of Experimental and Health Sciences, Cardenal - Herrera CEU University, Moncada, Valencia, Spain
- ♦ Collaborating professor in Master's Degree in Oral Surgery and Implantology Faculty of Experimental and Health Sciences, Cardenal - Herrera CEU, Moncada, Valencia, Spain
- ♦ Member of the Spanish Society of Odontostomatology for patients with special needs (SEOENE)
- ♦ Member of the Spanish Society of Periodontology and Osseointegration (SEPA)
- ♦ Private practice with exclusive dedication in Oral Surgery, Periodontics, Implants and Special Patients

Dr. Barreda Ramos, Isai

- ♦ Dental Surgeon, Popular Autonomous University of the State of Puebla (UAEP)
- ♦ Specialty in Orthodontics, UNITEC
- ♦ Research Award 2003 by the Mexican Association of Orthodontics (AMO)

Dr. Gatón Hernández, Patricia

- ◆ PhD in Dentistry, International University of Catalonia, Spain
- ◆ Postgraduate Course in Pediatric Dentistry, Pediatric Hospital of Barcelona
- ◆ Postgraduate in Aesthetic Dentistry University of Barcelona
- ◆ Director of Academic Course by modules in Pediatric Dentistry
- ◆ Associate Professor at Barcelona University
- ◆ Guest Professor University of Sao Paulo, Brazil
- ◆ Member of the European Board of Minimum Intervention Dentistry
- ◆ Frequent lecturer of courses on Restorative and Aesthetic Dentistry, Pediatric Dentistry and Dental Materials at national and international level
- ◆ Director of Advanced Training in Multidisciplinary Minor Interventional Dentistry. Barcelona, Spain

Dr. Gianni, Manfredi

- ◆ Degree in Dentistry. European University of Valencia. Spain
- ◆ Master's Degree in Pediatric Dentistry. San Vicente Mártir Catholic University Spain
- ◆ Official Master's Degree in Advanced Orthodontics European University of Valencia. Spain
- ◆ Certificate of conscious sedation and basic instrumental cardiopulmonary resuscitation San Vicente Mártir Catholic University Spain
- ◆ Refresher course on dental care guidelines for patients with special needs Sant Joan de Déu hospital. Barcelona: Spain
- ◆ Associate Professor of Orthodontics at undergraduate and postgraduate levels European University of Valencia
- ◆ Professor of Pediatric Dentistry at Postgraduate level San Vicente Mártir Catholic University Spain
- ◆ Oral communication at the 36th, 38th, 39th Annual Meeting of the Spanish Society of Pediatric Dentistry (SEOP)
- ◆ Exclusive private practice in Pediatric Dentistry and Orthodontics





Dr. Palma Carrió, Cristina

- ◆ Doctor at the University of Valladolid
- ◆ Diploma in Diagnosis and SEPA Foundation (Madrid)
- ◆ Periodontal treatment
- ◆ Diploma in Rotational and Microscopic Endodontics University of Valencia
- ◆ Master's Degree in Oral Surgery and Implantology University of Valencia
- ◆ Degree in Dentistry University of Valencia
- ◆ Intern in the Department of Oral Surgery during the 5th year

Dr. Haya Fernández, Maria Celia

- ◆ Private practice in general dentistry
- ◆ Degree in Dentistry. Faculty of Medicine and Dentistry, University of Valencia. Spain
- ◆ PhD in Dentistry Faculty of Medicine and Dentistry, University of Valencia. Spain
- ◆ Master's Degree in Oral Medicine. General University Hospital University of Valencia. Spain
- ◆ Master's Degree in Health Education for Patients and Dependent People. Faculty of Medicine and Dentistry, University of Valencia. Spain
- ◆ Course on Pedagogical Adaptation. University of Valencia. Spain
- ◆ Professor of Gerodontology and Oral Medicine. Faculty of Experimental and Health Sciences, Cardenal - Herrera CEU, Moncada, Valencia, Spain
- ◆ Member of the Spanish Society of Oral Medicine, the Spanish Society of Gerodontology and the Center for Dental Studies of Valencia

Dr. Pérez Chicote, Víctor

- ◆ Degree in Dentistry 95 -00 at the University of Valencia
- ◆ Cum Laude Doctor in Dentistry from the University of Valencia
- ◆ Master's Degree in Dentistry in Special Patients. University of Valencia
- ◆ Master's Degree in Oral Implantology and Rehabilitation E.S.O.R.I.B
- ◆ University Diploma in Implantology and Maxillofacial Surgery. Fac. de Créteil, París
- ◆ Master's Degree in Dental Sciences University of Valencia
- ◆ Postgraduate course in Oral Surgery and Implantology at Univ. of Santa Clara, Cuba
- ◆ Postgraduate course in Advanced Surgery and Zygomatic Implants in Maringá -Brazil
- ◆ Member of SEI
- ◆ Experience: private practice in Valencia since 2000 and teaching training courses in oral surgery and Implantology in a private clinic

Dr. López Zamora, Maria Isabel

- ◆ Exclusive private practice of Pediatric Dentistry
- ◆ Degree in Dentistry. Faculty of Experimental and Health Sciences, Cardenal - Herrera CEU, Moncada, Valencia, Spain
- ◆ Master's Degree in Comprehensive Pediatric Dentistry. Faculty of Experimental and Health Sciences, Cardenal - Herrera CEU, Moncada, Valencia, Spain
- ◆ Master's Degree in Pediatric Dentistry at the CEU Cardenal Herrera University. Moncada, Valencia, Spain
- ◆ Course on Conscious sedation and Advanced life support for dentistry. InsvaCare training center. Paterna, Valencia
- ◆ Course on aesthetic pediatric crowns taught by NuSmile
- ◆ Oral communications at congresses of the Spanish Society of Pediatric Dentistry (SEOP)

Dr. Manzano, Alberto

- ◆ Degree in Dentistry Faculty of Medicine and Dentistry, University of Valencia. Spain
- ◆ Master's Degree in Dental Pathology and Therapeutics. Faculty of Medicine and Dentistry, University of Valencia. Spain
- ◆ University Diploma in Implantology and Oral Rehabilitation. Paris XII University. Faculty of Medicine. Paris France
- ◆ Doctor in Dentistry. Faculty of Medicine and Dentistry, University of Valencia. Spain
- ◆ Executive Program in Management and Marketing for Dental Clinics. E-Universitas
- ◆ Professor in charge of the Endodontics course for the international group at the European University of Valencia
- ◆ Director of the postgraduate course in Management and Direction of Dental Clinics of Plan Synergia
- ◆ Lecturer of courses on Management and Marketing for dental clinics nationwide

Dr. Mut Ronda, Salvador

- ◆ Active pharmacist in a Pharmacy
- ◆ Degree in Pharmacy from the University of Valencia
- ◆ PhD in Pharmacy from the University of Valencia
- ◆ Expert course in Biomedical English at the European University of Valencia
- ◆ Associate Professor of General Pharmacology, Anesthesia, Resuscitation; Human Nutrition and General Pathology I and II (Spanish and English degree) at the Faculty of Health Sciences, Department of Dentistry of the European University of Valencia
- ◆ Author of several publications
- ◆ Director of Undergraduate Final Projects
- ◆ Participation in various specialized training programs in pharmacology

Dr. Leyda Menéndez, Ana

- ◆ Degree in Dentistry. Faculty of Medicine and Dentistry, University of Valencia. Spain
- ◆ Postgraduate Course in Dentistry for special patients: Physically and mentally disabled patients and medically compromised patients". Faculty of Medicine and Dentistry, University of Valencia. Spain
- ◆ Postgraduate Course in Pediatric Dentistry. Faculty of Health Sciences. Scientific University of the South. Lima Peru
- ◆ Postgraduate Course in Pediatric Dentistry. Cayetano Heredia Peruvian University Lima Peru
- ◆ Doctor in Dentistry, Faculty of Medicine and Dentistry, University of Valencia Spain
- ◆ Associate Professor of the Master's Degree in Comprehensive Pediatric Dentistry. Faculty of Dentistry, CEU - Cardenal Herrera University. Alfara del Patriarca. Valencia Spain
- ◆ Contract pediatric dentist, Clinic of Dentistry, Faculty of Dentistry of the CEU - Cardenal Herrera University. Alfara del Patriarca. Valencia Spain
- ◆ National and International Lecturer
- ◆ Exclusive Practice in Pediatric Dentistry

Dr. Ureña Cirret, Jose Luis

- ◆ Master of Science. (M.S.) Pediatric Dentistry. University of Michigan, Ann Harbor, Mi. USA
- ◆ Dental Surgeon, National Autonomous University of Mexico, Mexico City, Mexico
- ◆ Mini-residency in adhesive materials. University of Minnesota. Minneapolis, MN. USA
- ◆ Postgraduate Professor of Pediatric Dentistry, Technological University of México (UNITEC), Mexico City, Mexico

- ◆ Professor of the Degree in Pediatric Dentistry. Faculty of Dentistry, Intercontinental University (UIC), Mexico City, Mexico
- ◆ Visiting Professor at the Faculty of Dentistry Autonomous University of Tamaulipas, Tampico, Tamps. Mexico
- ◆ Former Director of the Faculty of Dentistry. Faculty of Dentistry, Intercontinental University (UIC), Mexico City, Mexico
- ◆ Representative of the Mexican Dental Association (ADM) in the program for the accreditation of dental degree programs

Dr. Negre Barber, Adela

- ◆ Private practice in general dentistry
- ◆ Degree in Dentistry. Faculty of Medicine and Dentistry, University of Valencia. Spain
- ◆ PhD in Dentistry Outstanding Cum Laude. Faculty of Medicine and Dentistry, University of Valencia. Spain
- ◆ Master's Degree in Dental Sciences. Faculty of Medicine and Dentistry, University of Valencia. Valencia, Spain
- ◆ Master's Degree in Individual and Community Clinical Dentistry. Faculty of Medicine and Dentistry, University of Valencia. University-Company foundation (ADEIT). Valencia, Spain
- ◆ Author of several scientific articles in impact journals
- ◆ Communications in several Conferences (SESPO, SEOP)
- ◆ Best Novel Communication Award SEOP 2015

Dr. Melo Almiñana, Maria Pilar

- ◆ Private practice in Comprehensive dentistry
- ◆ Degree in Dentistry. Faculty of Medicine and Dentistry, University of Valencia. Spain
- ◆ PhD in Dentistry Outstanding Cum Laude. Faculty of Medicine and Dentistry, University of Valencia. Spain
- ◆ Master's Degree in Aesthetic Dentistry Faculty of Medicine and Dentistry, University of Valencia. University-Company foundation (ADEIT). Valencia, Spain
- ◆ Master's Degree in Forensic sciences. Faculty of Medicine and Dentistry, University of Valencia. University-Company foundation (ADEIT). Valencia, Spain
- ◆ Biomaterials teacher, Spanish and English degree. European University of Valencia. Valencia, Spain
- ◆ Associate Professor of Dental Pathology and Therapeutics. Faculty of Medicine and Dentistry, University of Valencia. Valencia, Spain
- ◆ Publication of several scientific articles in JCR journals

Dr. Savall Orts, Maria

- ◆ Degree in Dentistry, Faculty of Medicine and Dentistry, University of Valencia, Spain
- ◆ Master's Degree in Oral Medicine and Surgery, Faculty of Medicine and Dentistry, University of Valencia, Spain
- ◆ Master in Aesthetic, Adhesive and Minimally Invasive Dentistry, University of Valencia, Faculty of Medicine and Dentistry, University of Valencia, Spain
- ◆ Postgraduate course in Occlusion, Temporomandibular Dysfunction and Orofacial Pain by the Catalan Society of Odontology and Stomatology (SCOE)
- ◆ Ad Honorem Adhesive and Minimally Invasive Aesthetic Dentistry Master, Dental Clinic Lluís Alcanyis Foundation, University of Valencia, Valencia, Spain
- ◆ Private practice in General Dentistry specializing in Oral Medicine and Aesthetic Dentistry





Dr. Cruz Pamplona, Marta

- ◆ Degree in Dentistry. Faculty of Experimental and Health Sciences, Cardenal - Herrera CEU, Moncada, Valencia, Spain
- ◆ Master's Degree in Medicine and Oral Surgery Faculty of Medicine and Dentistry, University of Valencia. Spain
- ◆ Diploma in Oral Medicine, General University Hospital Consortium in Valencia. Spain
- ◆ Associate Professor of Oral Medicine (international degree) (CEU-Cardenal Herrera University), Moncada, Valencia. Spain
- ◆ Professor of the degree in Dentistry (regular degree and international degree) at the European University of Valencia, Valencia, Spain
- ◆ Professor of Adult and Child Clinical Practice" at the European University of Valencia, Valencia, Spain
- ◆ Author of several research papers, publications and oral communications
- ◆ Private clinical practice of general dentistry

Dr. Segarra Ortells, Cristina

- ◆ Specialist in Dentistry

Ms. Cargill Foster, Nelly Ruth

- ◆ Specialist in Dentistry

Ms. Limonchi Palacio, Landy Vianey

- ◆ Specialist in Dentistry

Dr. Muwaquet Rodríguez, Susana

- ◆ Degree in Dentistry. University of Granada
- ◆ Master's Degree in Clinical and Microscopic Endodontics. Murcia Catholic University
- ◆ Master's Degree in Forensic Medicine. Faculty of Medicine and Dentistry, University of Valencia. Spain
- ◆ Expert degree in surgery and prosthesis on implants at the European Center of Orthodontics (CEOSA)
- ◆ PhD in Dentistry University of Granada. Granada, Spain
- ◆ Associate Professor at the European University of Valencia. International Line. Valencia, Spain
- ◆ Member of the Spanish Association of Endodontics (AEDE)
- ◆ Member of the Spanish Society of Conservative and Esthetic Dentistry (SEOC)
- ◆ Spanish Society of Periodontics and Osseointegration (SEPA)
- ◆ Speaker and lecturer of courses at national and international level
- ◆ Author of several article papers, posters and communications
- ◆ Private Clinical Practice

Dr. Saavedra Marbán, Gloria

- ◆ Degree in Dentistry. Complutense University of Madrid, Spain
- ◆ Master's Degree in Pediatric Dentistry. Complutense University of Madrid, Spain
- ◆ Specialist in Dental Care for children at high biological risk. Complutense University of Madrid. Spain
- ◆ PhD in Dentistry Complutense University of Madrid, Spain
- ◆ Professor at the Master's Degree in Pediatric Dentistry. Complutense University of Madrid, Spain
- ◆ Associate Professor of the Department of Stomatology IV of the Faculty of Dentistry, Complutense University of Madrid, Spain
- ◆ Member of the Pediatric Dentistry Scientific Commission of the Illustrious College of Dentists and Stomatologists of the I Region
- ◆ Private Practice in Pediatric Dentistry

Dr. Ramírez Mendoza, Jeannette

- ◆ Dentist surgeon. Juárez Autonomous University of Tabasco, Villahermosa, Tabasco, Mexico
- ◆ Specialist in Pediatric Dentistry. Juárez Autonomous University of Tabasco. Villahermosa, Tabasco, México
- ◆ Specialist in Dentistry. Mexican Dentistry Association for Teaching and Research
- ◆ Diploma in Dentofacial Orthopedics, AOMEI. Mexico City, Mexico
- ◆ Master's Degree in Medical Education. Higher Institute in Medical Sciences of La Habana, Habana, Cuba
- ◆ Doctor in Education. Iberoamerican University Foundation
- ◆ Diploma in Emotional Intelligence. Center for Human Development- Juárez Autonomous University of Tabasco (CSUM-UJAT), Villahermosa, Tabasco, Mexico
- ◆ Research Professor of the Postgraduate Course in Orthodontics and Pediatric Dentistry. Juárez Autonomous University of Tabasco. Villahermosa, Tabasco, México
- ◆ Certification and Recertification. National Council of Children's Dentistry and National Council of Orthodontics of Mexico
- ◆ Exclusive consultation for Babies, Children and Adolescents

Dr. Sastriques Mateu, Cristina

- ◆ Degree in Dentistry. Faculty of Medicine and Dentistry, University of Valencia. Spain
- ◆ Master's Degree in Endodontics Faculty of Experimental and Health Sciences, Cardenal - Herrera CEU, Moncada, Valencia, Spain
- ◆ Postgraduate course in Implantology and Basic Oral Surgery, Coppel Doctors. Rubber Clinic. Madrid, Spain
- ◆ Expert Degree in Endodontics and Restorative Dentistry. Dr. Hipólito Fabra Clinic Valencia, Spain
- ◆ Conscious Sedation Course. Dentist Council of Barcelona Spain
- ◆ Professor of Pediatric Dentistry. European University of Valencia
- ◆ Member of the Spanish Association of Endodontics (AEDE)
- ◆ Author of Communications and Posters in several Conferences
- ◆ Private Practice in Endodontics and Pediatric Dentistry



Take the step to get up to date on the latest developments in Pain, Fear and Anxiety in Pediatric Dental Patients"

04

Structure and Content

The structure of the contents has been designed by a team of professionals knowledgeable about the implications of specialization in daily medical practice, aware of the current relevance of the program to be able to act before the pediatric patient with oral pathology and committed to quality teaching through new educational technologies.



“

This Postgraduate Diploma in Pain, Fear and Anxiety in Pediatric dental Patients contains the most complete scientific and up-to-date program on the market”

Module 1. Pediatric Dentistry: Basics

- 1.1. Introduction to Pediatric Dentistry
 - 1.1.1. What Is Pediatric Dentistry and What Is the Role of the Pediatric Dentist in Current Dentistry?
 - 1.1.2. Vision and Objectives of the Pediatric Dentist
 - 1.1.3. Historical Evolution of Pediatric Dentistry
 - 1.1.4. Comprehensive Care of the Pediatric Patient
 - 1.1.5. Differences Between Pediatric Dentistry and Other Dental Specialities. Differences between Pediatric and Adult Patients
 - 1.1.6. Characteristics of an "Ideal" Pediatric Dentist and the Future Challenges of Pediatric Dental Care
- 1.2. Clinical Examination in Pediatric Dentistry
 - 1.2.1. First Visit in Pediatric Dentistry: Objectives, Requirements and Tools
 - 1.2.2. Medical History Objective, Fundamentals and Structure
 - 1.2.3. Clinical Examination Objective, Characteristics and Structure
 - 1.2.4. Extraoral Clinical Examination
 - 1.2.5. Intraoral Clinical Examination
 - 1.2.6. Oral Hygiene Evaluation
 - 1.2.7. Diet Evaluation
- 1.3. Radiological Examination and Complementary Tests
 - 1.3.1. Radiological Tests
 - 1.3.1.1. Advantages Types
 - 1.3.1.2. Extraoral X-Rays: Lateral Skull Orthopantomography, Wrist X-ray: Objectives
 - 1.3.1.3. Advantages Indicated Time of Execution and Disadvantages
 - 1.3.1.4. Intraoral X-Rays. Bitewing, Periapical and Occlusal X-Rays: Objectives, Indications, Advantages, Disadvantages and Materials Criteria: Age and Risk of Caries
 - 1.3.2. Complementary Tests
 - 1.3.2.1. Laboratory Tests Uses
 - 1.3.2.2. Study Models: Indications
 - 1.3.2.3. Clinical Images: Advantages



- 1.4. Diagnosis and Treatment Plan
 - 1.4.1. The Diagnostic Process: Concept
 - 1.4.2. Information: Need and Requirement
 - 1.4.3. Provisional Diagnosis, Differential Diagnosis and Definitive Diagnosis
 - 1.4.4. Therapeutic Process: Objectives
 - 1.4.5. Adequate Treatment: Rationale, Requirements, Objectives and Phases
 - 1.4.5.1. Immediate Phase (Urgent Measures)
 - 1.4.5.2. Systemic Phase (Medical Alerts)
 - 1.4.5.3. Preparatory Phase (Preventive Measures)
 - 1.4.5.4. Corrective Phase (Operative Dentistry)
 - 1.4.5.5. Maintenance Phase
 - 1.4.5.6. Schedule or Appointment-Based Planning: Importance
- 1.5. Chronology and Morphology of Primary and Permanent Dentition, Eruption and Dental Occlusion
 - 1.5.1. Chronology of Human Dentition. Importance
 - 1.5.2. Nolla's Phases of Dental Development
 - 1.5.3. Morphology of Temporary Dentition. Importance Features
 - 1.5.4. Differences Between Temporary (TT) and Permanent Teeth (PT)
 - 1.5.5. General Characteristics of the Temporal Incisor Group
 - 1.5.6. Clinical Repercussions of the Differences Between TT and PT
 - 1.5.7. General Characteristics of the Temporal Canine Group
 - 1.5.8. General Characteristics of the Temporal Molar Group
- 1.6. Nomenclature and Dental Identification Systems
 - 1.6.1. Introduction
 - 1.6.2. Guide for the Identification of Teeth. Shape and Color, Presence of Mamelons, Eruption Status, Chronological Age and History of Premature Extractions
 - 1.6.3. Primary and Permanent Dentition Nomenclature
 - 1.6.4. Dental Identification Systems
 - 1.6.4.1. International System or FDI
 - 1.6.4.2. Universal or American System
 - 1.6.4.3. Zsigmondy or Palmer System
 - 1.6.4.4. Haderup or German System

Module 2. Psychology, Behavior and Behavior Guidance

- 2.1. Pediatric Psychological Development. Applied Pediatric Psychobiology
 - 2.1.1. Applied Pediatric Psychobiology: Children's Characteristics
 - 2.1.2. Theories of Childhood Development and Factors that Govern Children's Behaviour
 - 2.1.3. Characteristics of Children Under 3 Years Old
 - 2.1.4. Characteristics of Children Between 3 and 5 Years Old
 - 2.1.5. Characteristics of Children Between 6 and 12 Years Old
 - 2.1.6. Characteristics of Preadolescents and Adolescents
 - 2.1.7. The "Dos" and "Dont's" of Pediatric Dentistry
- 2.2. Factors that Determine Childhood Behaviour in the Dental Clinic
 - 2.2.1. Patient Age
 - 2.2.2. Degree of Maturity
 - 2.2.3. Temperament: Anxiety, Fear and Anger
 - 2.2.4. Previous Medical or Dental Life Experiences
 - 2.2.5. The Pediatric Dentistry Team
 - 2.2.5.1. Auxiliary Staff
 - 2.2.5.2. The Pediatric Dentist: Attitudes of the Professional, Training and Experience
- 2.3. Guide of Childhood Behaviour. Basic Techniques
 - 2.3.1. Patient Classification According to Their Degree of Collaboration
 - 2.3.1.1. Wright's Classification
 - 2.3.1.2. Lampshire's Classification
 - 2.3.1.3. Frankl's Classification
 - 2.3.1.4. Venham's Classification
 - 2.3.2. Principles for Behavioral Guidance
 - 2.3.3. Basic Techniques for Behavioral Guidance
 - 2.3.3.1. Techniques for Establishing Communication: Say/Show/Do
 - 2.3.3.2. Techniques for Prevention or Modification of Inappropriate or Dangerous Behavior; Positive and Negative Reinforcement; Nonverbal Communication/Voice Control; Gradual Exposure; Parental Presence/Absence; Modeling; Distraction; Hand Over Mouth
 - 2.3.3.3. Nitrous Oxide

- 2.4. Guide of Childhood Behaviour. Limiting Techniques and Advanced Techniques
 - 2.4.1. Advanced Techniques for Behavioral Guidance
 - 2.4.1.1. Stabilization for Physical Protection. Mechanical Stabilization of the Body. Mechanical Stabilization of the Mouth
 - 2.4.1.2. Sedation
 - 2.4.1.3. General Anesthesia
- 2.5. Pharmacological Handling of Behavior
 - 2.5.1. Minimal and Moderate Sedation
 - 2.5.1.1. Principles
 - 2.5.1.2. Objectives
 - 2.5.1.3. Warnings on Minimal and Moderate Sedation
 - 2.5.2. Deep Sedation
 - 2.5.2.1. Warnings on Deep Sedation
 - 2.5.3. Patient Selection
 - 2.5.4. Patient's Medical Background
 - 2.5.5. Physical Evaluation

Module 3. Preventive Pediatric Dentistry and Dental Caries

- 3.1. First Dental Visit
 - 3.1.1. Introduction
 - 3.1.2. Objectives of the First Dental Visit
 - 3.1.3. Preparing the Child for their First Dental Visit
 - 3.1.4. Dental Visit by Ages. Techniques and Suggestions
- 3.2. Oral Health of the Child and Anticipatory Guide for Parents and/or Tutors
 - 3.2.1. Risk Assessment. Definition and Tools
 - 3.2.2. CAMBRA Method
 - 3.2.2.1. Children Under the Age of 6
 - 3.2.2.2. Over the Age of 6
 - 3.2.3. "Dental Home". Concept
 - 3.2.3.1. Features
 - 3.2.3.2. Benefits

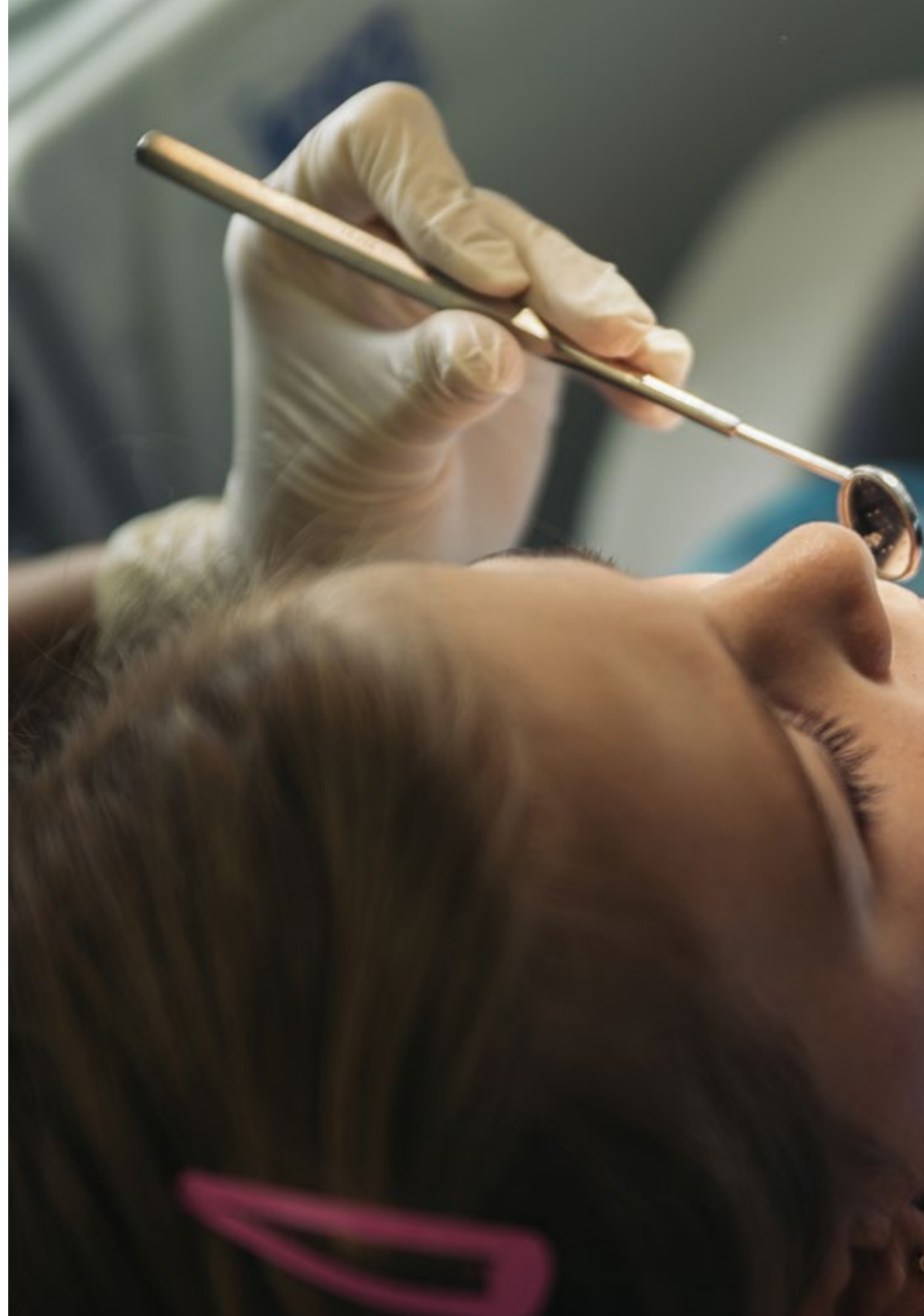
- 3.2.4. Anticipatory Guide for Parents
 - 3.2.4.1. Concept
 - 3.2.4.2. Oral Health Protocols for Babies
 - 3.2.4.3. Importance of Non-Dental Professionals in the Oral Health of Infants
- 3.3. Measures to Control Plaque in Pediatric Dentistry
 - 3.3.1. Introduction. Concept: Dental Plaque in Caries Etiology
 - 3.3.2. Mechanical Control of the Plaque
 - 3.3.2.1. Toothbrush. Characteristics and Techniques
 - 3.3.2.2. Toothpastes
 - 3.3.2.3. Dental Floss: Characteristics and Techniques
 - 3.3.3. Chemical Control of the Plaque
 - 3.3.3.1. Chemical Anti-Plaque Agents. Properties
 - 3.3.4. Preventive Oral Hygiene Measures for Children by Age
- 3.4. Dietary Measures and Nutrition in the Pediatric Patient
 - 3.4.1. Introduction. Nutrition in Child Dental Development
 - 3.4.2. Diet: Way of Feeding and Frequency of Intake, Factors of Dietary Cariogenicity. Protective Food
 - 3.4.2.1. Food Pyramid Guide
 - 3.4.2.2. Dietary Survey
 - 3.4.2.3. Balanced and Non-Cariogenic Diet
 - 3.4.2.4. Dietary Advice ("Counseling") in the Dental
 - 3.4.2.5. Clinic
- 3.5. Use of Fluorides in Pediatric Dentistry
 - 3.5.1. Introduction. Metabolism. Mechanisms of Action
 - 3.5.1.1. Systemic Fluoride. Fluoridation of Water and Other Sources. Advantages and Disadvantages
 - 3.5.1.2. Topical Fluoride: Mechanisms of Action, Types and Fluoride Products
 - 3.5.1.3. Acute Toxicity
 - 3.5.1.4. Chronic Toxicity: Dental Fluorosis
 - 3.5.1.5. Appropriate Prescription of Topical Fluoride According to Age and Risk of Caries



- 3.6. Dentistry for Babies
 - 3.6.1. Patients Under 3 Years of Age: Features
 - 3.6.2. The Edentulous Baby's Mouth
 - 3.6.2.1. Constituent Elements and Functions
 - 3.6.3. Possible Findings
 - 3.6.3.1. Inclusion Cysts
 - 3.6.3.2. Microkeratocysts
 - 3.6.3.3. Geographic Tongue
 - 3.6.3.4. Natal and Neonatal Teeth
 - 3.6.3.5. Ankyloglossia
 - 3.6.3.6. Riga-Fede Syndrome
 - 3.6.4. Baby Dentistry: Concept, Rationale and Fundamentals
 - 3.6.5. The First Visit for a Child Under 3 Years of Age: Timing, Objectives and Constituent Elements
- 3.7. Maintenance of the Oral and Dental Health of Children Under 3 Years of Age
 - 3.7.1. Information: Type of Information and Transmission Methodology Education
 - 3.7.1.1. Motivational Interview Characteristics and Objectives
 - 3.7.1.2. Anticipatory Guide
 - 3.7.2. Preventive Strategies for Children Under the Age of 3
 - 3.7.2.1. Caring for the Oral Health of Parents
 - 3.7.2.2. Oral Hygiene
 - 3.7.2.3. Balanced Non-Cariogenic Diet
 - 3.7.2.4. Adequate Fluoride Intake
 - 3.7.2.5. Periodic Professional Monitoring

Module 4. Pain Control Surgical Treatments in Patients

- 4.1. The Process of Pain
 - 4.1.1. Pain
 - 4.1.2. Nociceptive System
 - 4.1.3. Local Anesthetic. Mechanism of Action
- 4.2. Local Anesthesia in Pediatric Dentistry
 - 4.2.1. Concepts
 - 4.2.1.1. Analgesia
 - 4.2.1.2. Local Anesthesia
 - 4.2.1.3. General Anesthesia
 - 4.2.2. Local Anesthesia: Advantages and Objectives
 - 4.2.3. Local Anesthetics
 - 4.2.3.1. Composition
 - 4.2.3.2. Action and Structure
 - 4.2.3.3. Vasoconstrictor: Actions, Importance
 - 4.2.3.4. Pediatric Dentistry and Undesired Effects
 - 4.2.3.5. Antioxidants
 - 4.2.3.6. Preservatives
 - 4.2.3.7. Fungicides
 - 4.2.4. Calculating Individualized Anesthetic Dosage
 - 4.2.5. Techniques for Local Anesthesia
 - 4.2.5.1. Topical Anesthesia: Efficacy Acceptance by The Child. Topical Anesthetics Most Commonly Used Today. Application and Possible Complications
 - 4.2.5.2. Maxillary Anesthesia: Supraperiosteal and Intrapapillary Infiltration
 - 4.2.5.3. Mandibular Anesthesia: Mandibular Anesthesia: Supraperiosteal Infiltration, Inferior Dental Nerve Block (Truncal), IntraLigamentous (LPD)
 - 4.2.6. Variations on the Technique in Adults
 - 4.2.7. Guide of Behaviour. Preparing the Pediatric Patient for Local Anesthesia
 - 4.2.8. Causes of Anesthesia Failure
 - 4.2.9. Complications General and Local
 - 4.2.9.1. Overdose of Local Anesthetics





- 4.3. Analgesia for Children
 - 4.3.1. Graphic Pain Assessment for Children in Preverbal Period
 - 4.3.2. Most Common Analgesics Prescribed in Children
 - 4.3.2.1. Generic Name. Function
 - 4.3.2.2. Recommended Oral Dose
 - 4.3.2.3. Advantages and Disadvantages
 - 4.3.2.4. Introduction
- 4.4. Surgery of Soft Tissues
 - 4.4.1. Low Insertion Upper Frenulum
 - 4.4.1.1. Diagnosis
 - 4.4.1.2. Frenectomy: Indications and Procedure
 - 4.4.2. Ankyloglossia
 - 4.4.2.1. Consequences
 - 4.4.2.2. Frenectomy: Procedure
 - 4.4.2.3. Mucocele Surgical Excision
 - 4.4.2.4. Pyogenic Granuloma Surgical Excision
 - 4.4.2.5. Eruption Cyst: Drainage and Operculectomy
- 4.5. Hard Tissue Surgery Extraction



A unique, key and decisive program to boost your professional development”

05

Methodology

This academic program offers students a different way of learning. Our methodology uses a cyclical learning approach: **Relearning**.

This teaching system is used, for example, in the most prestigious medical schools in the world, and major publications such as the **New England Journal of Medicine** have considered it to be one of the most effective.





“

Discover Relearning, a system that abandons conventional linear learning, to take you through cyclical teaching systems: a way of learning that has proven to be extremely effective, especially in subjects that require memorization"

At TECH we use the Case Method

In a given situation, what should a professional do? Throughout the program, students will face multiple simulated clinical cases, based on real patients, in which they will have to do research, establish hypotheses, and ultimately resolve the situation. There is an abundance of scientific evidence on the effectiveness of the method. Specialists learn better, faster, and more sustainably over time.

With TECH you will experience a way of learning that is shaking the foundations of traditional universities around the world.



According to Dr. Gérvas, the clinical case is the annotated presentation of a patient, or group of patients, which becomes a "case", an example or model that illustrates some peculiar clinical component, either because of its teaching power or because of its uniqueness or rarity. It is essential that the case is based on current professional life, trying to recreate the real conditions in the dentist's professional practice.

“

Did you know that this method was developed in 1912, at Harvard, for law students? The case method consisted of presenting students with real-life, complex situations for them to make decisions and justify their decisions on how to solve them. In 1924, Harvard adopted it as a standard teaching method”

The effectiveness of the method is justified by four fundamental achievements:

1. Dentists who follow this method not only grasp concepts, but also develop their mental capacity by means of exercises to evaluate real situations and apply their knowledge.
2. Learning is solidly translated into practical skills that allow the student to better integrate into the real world.
3. Ideas and concepts are understood more efficiently, given that the example situations are based on real-life.
4. Students like to feel that the effort they put into their studies is worthwhile. This then translates into a greater interest in learning and more time dedicated to working on the course.



Relearning Methodology

At TECH we enhance the case method with the best 100% online teaching methodology available: Relearning.

This university is the first in the world to combine the study of clinical cases with a 100% online learning system based on repetition, combining a minimum of 8 different elements in each lesson, a real revolution with respect to the mere study and analysis of cases.

The student will learn through real cases and by solving complex situations in simulated learning environments. These simulations are developed using state-of-the-art software to facilitate immersive learning.



At the forefront of world teaching, the Relearning method has managed to improve the overall satisfaction levels of professionals who complete their studies, with respect to the quality indicators of the best online university (Columbia University).

With this methodology we have trained more than 115,000 dentists with unprecedented success, in all specialties regardless of the workload. Our pedagogical methodology is developed in a highly competitive environment, with a university student body with a strong socioeconomic profile and an average age of 43.5 years old.

Relearning will allow you to learn with less effort and better performance, involving you more in your training, developing a critical mindset, defending arguments, and contrasting opinions: a direct equation for success.

In our program, learning is not a linear process, but rather a spiral (learn, unlearn, forget, and re-learn). Therefore, we combine each of these elements concentrically.

The overall score obtained by TECH's learning system is 8.01, according to the highest international standards.



This program offers the best educational material, prepared with professionals in mind:



Study Material

All teaching material is produced by the specialists who teach the course, specifically for the course, so that the teaching content is highly specific and precise.

These contents are then applied to the audiovisual format, to create the TECH online working method. All this, with the latest techniques that offer high quality pieces in each and every one of the materials that are made available to the student.



Educational Techniques and Procedures on Video

TECH introduces students to the latest techniques, the latest educational advances, and to the forefront of medical techniques. All of this in direct contact with students and explained in detail so as to aid their assimilation and understanding. And best of all, you can watch the videos as many times as you like.



Interactive Summaries

The TECH team presents the contents attractively and dynamically in multimedia lessons that include audio, videos, images, diagrams, and concept maps in order to reinforce knowledge.

This exclusive educational system for presenting multimedia content was awarded by Microsoft as a "European Success Story".



Additional Reading

Recent articles, consensus documents and international guidelines, among others. In TECH's virtual library, students will have access to everything they need to complete their course.





Expert-Led Case Studies and Case Analysis

Effective learning ought to be contextual. Therefore, TECH presents real cases in which the expert will guide students, focusing on and solving the different situations: a clear and direct way to achieve the highest degree of understanding.



Testing & Retesting

We periodically evaluate and re-evaluate students' knowledge throughout the program, through assessment and self-assessment activities and exercises, so that they can see how they are achieving their goals.



Classes

There is scientific evidence suggesting that observing third-party experts can be useful.
Learning from an Expert strengthens knowledge and memory, and generates confidence in future difficult decisions.



Quick Action Guides

TECH offers the most relevant contents of the course in the form of worksheets or quick action guides. A synthetic, practical, and effective way to help students progress in their learning.



06

Certificate

The Postgraduate Diploma in Pain, Fear and Anxiety in in Pediatric Dental Patients guarantees you, in addition to the most rigorous and updated training, access to a Postgraduate Diploma issued by TECH Global University.





“

*Successfully complete this program
and receive your university degree
without travel or laborious paperwork”*

This program will allow you to obtain your **Postgraduate Diploma in Pain, Fear and Anxiety in Pediatric Dental Patients** endorsed by **TECH Global University**, the world's largest online university.

TECH Global University is an official European University publicly recognized by the Government of Andorra ([official bulletin](#)). Andorra is part of the European Higher Education Area (EHEA) since 2003. The EHEA is an initiative promoted by the European Union that aims to organize the international training framework and harmonize the higher education systems of the member countries of this space. The project promotes common values, the implementation of collaborative tools and strengthening its quality assurance mechanisms to enhance collaboration and mobility among students, researchers and academics.


This **TECH Global University** title is a European program of continuing education and professional updating that guarantees the acquisition of competencies in its area of knowledge, providing a high curricular value to the student who completes the program.

Title: **Postgraduate Diploma in Pain, Fear and Anxiety in Pediatric Dental Patients**

Modality: **online**

Duration: **6 months**

Accreditation: **19 ECTS**



*Apostille Convention. In the event that the student wishes to have their paper diploma issued with an apostille, TECH Global University will make the necessary arrangements to obtain it, at an additional cost.

future
health confidence people
education information tutors
guarantee accreditation teaching
institutions technology learning
community commitment
personalized service innovation
knowledge present
development language
virtual classroom



Postgraduate Diploma
Pain, Fear and Anxiety in
Pediatric Dental Patients

- » Modality: online
- » Duration: 6 months
- » Certificate: TECH Global University
- » Credits: 19 ECTS
- » Schedule: at your own pace
- » Exams: online

Postgraduate Diploma

Pain, Fear and Anxiety in Pediatric Dental Patients

