

# Postgraduate Diploma

## Minimally Invasive Anterior Sector Dental Treatments



## Postgraduate Diploma

### Minimally Invasive Anterior Sector Dental Treatments

- » Modality: online
- » Duration: 6 months
- » Certificate: TECH Technological University
- » Dedication: 16h/week
- » Schedule: at your own pace
- » Exams: online

Website: [www.techtute.com/pk/dentistry/postgraduate-diploma/postgraduate-diploma-minimally-invasive-anterior-sector-dental-treatments](http://www.techtute.com/pk/dentistry/postgraduate-diploma/postgraduate-diploma-minimally-invasive-anterior-sector-dental-treatments)

# Index

01

Introduction

---

*p. 4*

02

Objectives

---

*p. 8*

03

Course Management

---

*p. 12*

04

Structure and Content

---

*p. 16*

05

Methodology

---

*p. 20*

06

Certificate

---

*p. 28*

# 01

# Introduction

Aesthetic dentistry treatments have managed to perfect their results given the advances in the techniques used today to achieve a natural smile after specialist intervention. Porcelain, composite or bonding materials allow professionals to work on the anterior sector, achieving the highest quality and the longest lasting effects. However, the discipline requires extensive and up-to-date knowledge to achieve the oral health and aesthetics that patients need. Our students can count on this complete program, which covers the latest developments in biomimetics, including the materials and techniques used. A 600-hour, 100% online program of diverse content that offers a dynamic and intensive update, so our students can implement the most effective and efficient dental clinical processes in their professional practice.





“

*The perfect program to keep up with the latest developments in Minimally Invasive Anterior Sector Dental Treatments is right in front of you. Are you going to pass up the opportunity to take it?”*

Aesthetics in all its representations is part of the daily life of a society that is increasingly concerned about appearance and public opinion. Dentistry plays a fundamental role in this, since it could be argued a person's smile is often a stand-in for themselves, even becoming an identity trait. That is why professionals in the field have worked hard to develop increasingly effective and efficient techniques, adapted to patient needs by investing the necessary time to obtain the best results.

Based on this, a multitude of materials and techniques have been developed to achieve more natural color, texture similar to the original or a perfect finish on each piece, thanks to which, patients can enjoy not only peak oral health, but also facial features that meet their expectations. So, TECH has designed this comprehensive Postgraduate Diploma so specialists in the field can keep up with the most recent advances available.

This is a 100% online academic experience for our students to delve into the latest developments in the fundamentals of bonding, as well as the most innovative materials for direct and indirect restoration of anterior sector pieces. They will also benefit from 600 hours of content presented in different formats to study the advances in modern porcelain in depth, i.e., technical specifications and the advantages and disadvantages of its use.

All of this will be available 100% online for six months on an innovative, dynamic Virtual Campus that is compatible with any device with an Internet connection. The program includes detailed videos, research articles, complementary readings, use cases and dynamic summaries to personalize their study of each section in the syllabus. In short, everything needed to ensure the best results from this academic experience.

This **Postgraduate Diploma in Minimally Invasive Anterior Sector Dental Treatments** contains the most complete and up-to-date scientific program on the market. The most important features include:

- Case studies presented by experts in Clinical Dentistry
- The graphic, schematic, and practical contents with which they are created, provide scientific and practical information on the disciplines that are essential for professional practice
- Practical exercises where the self-assessment process can be carried out to improve learning
- Its special emphasis on innovative methodologies
- Theoretical lessons, questions to the expert, debate forums on controversial topics, and individual reflection assignments
- Content that is accessible from any fixed or portable device with an Internet connection



*An academic experience of the highest level condensed into 600 hours of high-quality theoretical, practical and additional material"*

“

*You will work with the latest information on the use of porcelain in all-ceramic prosthetic rehabilitation”*

The program's teaching staff includes professionals from the sector who contribute their work experience to this educational program, as well as renowned specialists from leading societies and prestigious universities.

The multimedia content, developed with the latest educational technology, will provide the professional with situated and contextual learning, i.e., a simulated environment that will provide immersive education programmed to learn in real situations.

This program is designed around Problem-Based Learning, whereby the professional must try to solve the different professional practice situations that arise during the academic year. For this purpose, the student will be assisted by an innovative interactive video system created by renowned and experienced experts.

*You will be able to delve into the newest materials used in direct and indirect restoration via the use of composite as a raw material.*

*A course designed for you to implement in your practice the most effective conservative or non-restorative techniques in a guaranteed way, perfecting your service and increasing its quality.*



# 02

# Objectives

This Postgraduate Diploma was developed with the aim of granting our students access to the most cutting-edge theoretical, practical and additional content, so they keep up with the latest developments in dental treatments of the anterior sector via the multiple options offered by minimally invasive techniques. The curriculum has been developed according to the highest standards for professionals to achieve their most ambitious of goals via a course tailored to their needs and presented in a convenient and accessible 100% online format.







“

*You will master the techniques used to apply composite resins in anterior teeth thanks to the technical nature of this Postgraduate Diploma”*



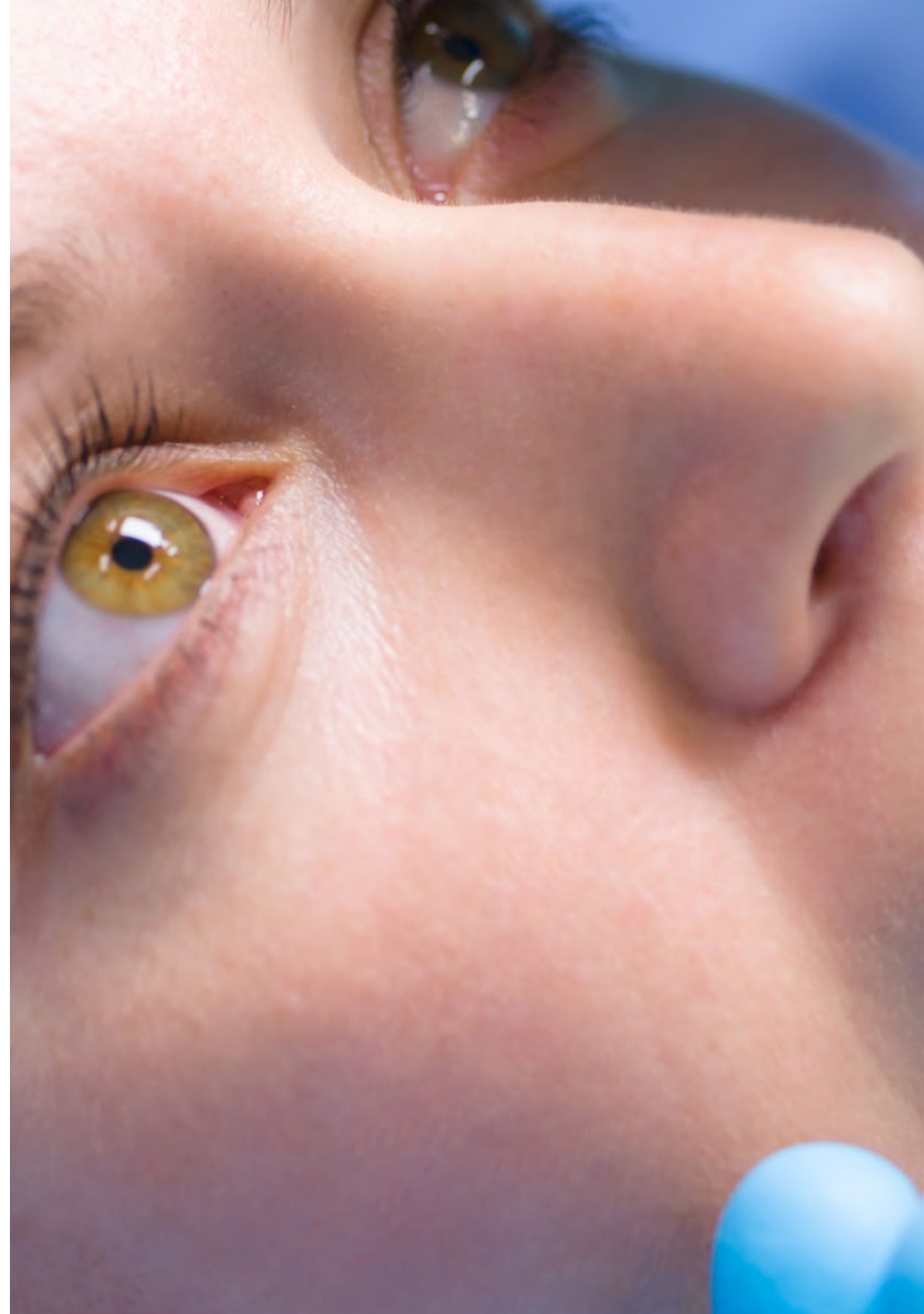
### General objectives

---

- Update knowledge based on the latest scientific evidence of the materials and technology primarily used in restorative dentistry
- Train in planning multidisciplinary efforts to provide excellent dental care



*A unique opportunity to take a program that adapts to you, without schedules or on-site classes, and a Virtual Campus compatible with any device with an Internet connection”*





## Specific objectives

---

### Module 1. Aesthetic Diagnosis

- Establish the importance of the psychosocial factor in modern dentistry
- Perform aesthetic analysis from the measurement of different facial, dental and gingival parameters

### Module 2. Principles of Adhesion

- Update the classification of the different adhesive systems, from the current scientific evolution and under a practical application
- Establish the necessary skills for the adequate selection of the adhesive agent for each clinical situation

### Module 3. Composites

- Define the most frequent techniques used in the direct application of composite resins
- Provide the dentist with the tools that will facilitate the application of these techniques
- Explain in detail the techniques for each clinical situation
- Protocolize the finishing and polishing sequences explaining the importance of these procedures for the final perception of the restoration and its longevity

### Module 4. Porcelain

- Provide the dentist with tools that allow them to stereotype the patient and to establish an adequate maintenance schedule for each patient
- Classify in a practical way the different materials available to the dentist for the realization of all-ceramic prostheses
- Clarify the different properties of each one of the materials and their reduction needs
- Provide the dentist with protocols for the aesthetic adhesive rehabilitation by means of laminated fronts
- Provide the dentist with protocols for aesthetic adhesive restoration using full veneer crowns

03

# Course Management

TECH conducted an exhaustive search for specialist professionals in Aesthetic Dentistry to both direct and impart this Postgraduate Diploma, specifically in the area of minimally invasive anterior sector treatments. Thanks to this, our students will benefit from real experts in the field for their update, experts who will share their experience and knowledge to serve as a guide.





“

*What if you have any questions during the program? TECH grants you direct access to the teaching team via the Virtual Campus”*

## Management



### Dr. Ilzarbe Ripoll, Luis María

- Degree in Dentistry from the University of Valencia
- Specialist in Aesthetic Dentistry, exclusively at Ilzarbe Garcia-Sala dental clinic
- Master's Degree in University Research Training, Catholic University of Valencia
- Master's Degree in Prosthodontics and Occlusion at E.S.O.R.I.B.
- Master's Degree in Comprehensive Periodontics
- Master's Degree in Oral Rehabilitation and Implantology at E.S.O.R.I.B.
- D.U.I. in Maxillofacial Surgery and Implantology, Université Paul Sabatier de Toulouse
- Expert in all-ceramic prosthesis from the Complutense University of Madrid



# 04

## Structure and Content

The curriculum for this Postgraduate Diploma in Minimally Invasive Anterior Sector Dental Treatments has been designed by the teaching team and by a group of teaching professionals, to combine the most updated information with the best and most effective teaching methodology. Thanks to this, they have created a complete, dynamic and intensive academic experience for our students to update and expand their knowledge of aesthetic diagnosis, bonding fundamentals and materials such as porcelain or composite, 100% online and in only six months.





“

*The use of the Relearning methodology in the development of this program will allow you to save hours of study without sacrificing quality and completeness”*

## Module 1. Aesthetic Diagnosis

- 1.1. Aesthetic Analysis. Principles of Biomimetics
  - 1.1.1. Facial Analysis
  - 1.1.2. Smile Analysis
- 1.2. Color Theory. Diagnostic Tools
  - 1.2.1. The Nature of Color
  - 1.2.2. Color Parameters
  - 1.2.3. Estimation Technique (Subjective) with Analog Guidance
  - 1.2.4. Other Factors that Influence Perception
  - 1.2.5. Color Matching Clinical Process
  - 1.2.6. Objective Methods of Chromatic Estimation (Digital Guides)
- 1.3. Practical Application of Color
  - 1.3.1. Practical Application of Dental Color and Shade Guides
  - 1.3.2. Clinical Protocol for Successful Color Imaging
  - 1.3.3. Dental Stains
  - 1.3.4. Color as a Key Factor in Decision-Making with Composite Resins
  - 1.3.5. Color as a Key Factor in Decision-Making with Dental Ceramics
- 1.4. Communication with Patients
  - 1.4.1. Current Diagnostic Tools. Communication Software
  - 1.4.2. Direct Mock-Up vs. Digital Simulation

## Module 2. Principles of Adhesion

- 2.1. Adhesive Dentistry. Background and Perspectives
  - 2.1.1. Classification of Adhesives by Generations
  - 2.1.2. Classical Classification of Dental Adhesives based on the Time of Appearance
  - 2.1.3. Mechanisms of Adhesion of Conventional Adhesives
  - 2.1.4. Mechanism of Adhesion of Self-Etching Adhesives
- 2.2. Adhesion to Different Substrates
  - 2.2.1. Mechanisms of Adhesion
  - 2.2.2. Adhesion to Dental Tissues
- 2.3. Adhesive Dentistry for Different Materials
  - 2.3.1. Intraductal Adhesion
  - 2.3.2. Adhesion to Indirect Restorative Materials

- 2.4. Cement in Dentistry
  - 2.4.1. Classification of Cements
  - 2.4.2. Decision Making
  - 2.4.3. Equipment and Techniques

## Module 3. Composites

- 3.1. Materials for Direct and Indirect Restoration
  - 3.1.1. Biocompatibility and Future Prospects
  - 3.1.2. Physical and Aesthetic Properties. Ceramics and Composites
- 3.2. Techniques
  - 3.2.1. Freehand Technique
  - 3.2.2. Layering Technique Through the Use of Palatal Keys in the Anterior Sector
  - 3.2.3. Injection Technique
  - 3.2.4. Indirect Aesthetic Rehabilitation Techniques
- 3.3. Direct Layering in the Anterior Sector Using Palatal Keys
  - 3.3.1. The Importance of Waxing. Communication and Treatment Guide
  - 3.3.2. Silicone Guide and Reduction Wrenches
  - 3.3.3. Step by Step Technique, Classes III, IV, and V
- 3.4. Direct Stratification Technique for Single Cases
  - 3.4.1. Changes in Proportions
  - 3.4.2. Agenesis of Maxillary Lateral Incisors
  - 3.4.3. Discoloration
  - 3.4.4. Closure of Diastemas
- 3.5. Smile Design Using Direct Composites
  - 3.5.1. Smile Design
  - 3.5.2. Treatment Protocols
- 3.6. Finishing and Polishing
  - 3.6.1. Determining and Instrumental Factors
  - 3.6.2. Finishing, Polishing Sequence and Procedure
- 3.7. Maintenance
  - 3.7.1. Influence of Certain Extrinsic Factors on Long-Term Outcome
  - 3.7.2. Action Protocols and Maintenance Guidelines

- 3.8. Exemplification with Different Restorative Systems
  - 3.8.1. American Systems
  - 3.8.2. European Systems
  - 3.8.3. Japanese Systems
  - 3.8.4. Selection Criteria
- 3.9. Direct Restoration as a Support to Other Specialties
  - 3.9.1. Composite Resins in Anterior Teeth
  - 3.9.2. Techniques to Compensate Proportions and Spaces
    - 3.9.2.1. Conservative or Non-Restoration Techniques
    - 3.9.2.2. Additive/Restoration Techniques
    - 3.9.2.3. Non-Conservative Techniques
  - 3.9.3. Aesthetic Dentistry as a Support to Other Specialties
    - 3.9.3.1. Cosmetics as a Complement to Orthodontics
    - 3.9.3.2. Cosmetics as a Complement in Periodontal Treatments
    - 3.9.3.3. Cosmetics as a Complement in Rehabilitation Treatments
- 3.10. Indirect Composites. Techniques and Protocols
  - 3.10.1. Materials and Methodology
  - 3.10.2. Provisionalization and Measures
  - 3.10.3. Advantages and Disadvantages
- 4.4. Aesthetic Rehabilitation Using Laminates
  - 4.4.1. Step-by-Step Technique
  - 4.4.2. Material Selection. The Importance of the Substrate
  - 4.4.3. Tooth Preparation, Intraoperative Tooth Treatment, and Provisionalization
  - 4.4.4. Definitive Cementation. Materials and Techniques
- 4.5. Laboratory Procedure for the Manufacture of Laminated Fronts
  - 4.5.1. Definitive Impressions and Communication with the Laboratory
  - 4.5.2. Laboratory Techniques for Manufacturing Laminates
- 4.6. Aesthetic Rehabilitation Using Full Veneer Crowns
  - 4.6.1. Step-by-Step Technique
  - 4.6.2. Material Selection. The Importance of the Substrate
  - 4.6.3. Tooth Preparation, Intraoperative Tooth Treatment, and Provisionalization
  - 4.6.4. Definitive Cementation. Materials and Techniques
- 4.7. Laboratory Procedure for Producing Full Veneer Crowns
  - 4.7.1. Definitive Impressions and Communication with the Laboratory
  - 4.7.2. Laboratory Techniques for Manufacturing Full Veneer Crowns
- 4.8. Computer-Assisted Aesthetic Dentistry
  - 4.8.1. Main CAD/CAM Systems, Properties and Characteristics
  - 4.8.2. The Power of Biocopy, Biomimetic Applications
  - 4.8.3. Future Trends and 3D Printing
- 4.9. Monolithic Techniques
  - 4.9.1. Indications and Protocols
  - 4.9.2. Make-Up and Subsequent Characterization
- 4.10. New Trends in Ceramic Prosthetics
  - 4.10.1. Vertical Carving. Indications and Disadvantages of the Technique
  - 4.10.2. Biologically Oriented Preparation Technique (BOPT)

## Module 4. Porcelain

- 4.1. Materials for Rehabilitation in All-Ceramic Prosthetics
  - 4.1.1. Traditional Classification and Properties of Porcelain for Dental Use
  - 4.1.2. Modern Classification and Properties of New Materials
- 4.2. Technical Specifications of the Materials
  - 4.2.1. Reduction Requirements for Preparing Teeth for Restoration with Different Materials
  - 4.2.2. Rotary Tools for Tooth Reduction
  - 4.2.3. Anatomic-Physiological and Optical Conditions of the Materials
- 4.3. Impressions for Fixed Prosthesis Rehabilitation
  - 4.3.1. Definition and Classification of Materials
  - 4.3.2. Impression Techniques
  - 4.3.3. Displacement of Gingival Tissues

# 05

# Methodology

This academic program offers students a different way of learning. Our methodology uses a cyclical learning approach: **Relearning**.

This teaching system is used, for example, in the most prestigious medical schools in the world, and major publications such as the **New England Journal of Medicine** have considered it to be one of the most effective.





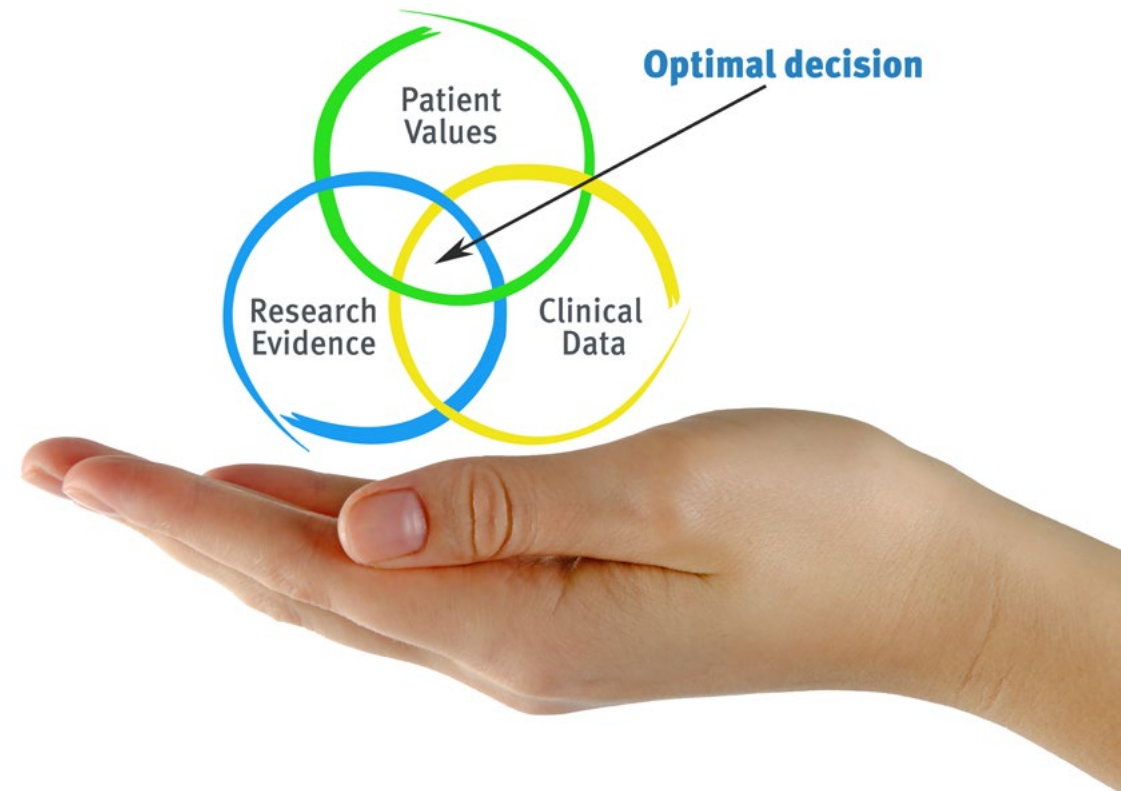
“

*Discover Relearning, a system that abandons conventional linear learning, to take you through cyclical teaching systems: a way of learning that has proven to be extremely effective, especially in subjects that require memorization"*

## At TECH we use the Case Method

In a given situation, what should a professional do? Throughout the program, students will face multiple simulated clinical cases, based on real patients, in which they will have to do research, establish hypotheses, and ultimately resolve the situation. There is an abundance of scientific evidence on the effectiveness of the method. Specialists learn better, faster, and more sustainably over time.

*With TECH you will experience a way of learning that is shaking the foundations of traditional universities around the world.*



According to Dr. Gérvas, the clinical case is the annotated presentation of a patient, or group of patients, which becomes a "case", an example or model that illustrates some peculiar clinical component, either because of its teaching power or because of its uniqueness or rarity. It is essential that the case is based on current professional life, trying to recreate the real conditions in the dentist's professional practice.

“

*Did you know that this method was developed in 1912, at Harvard, for law students? The case method consisted of presenting students with real-life, complex situations for them to make decisions and justify their decisions on how to solve them. In 1924, Harvard adopted it as a standard teaching method”*

The effectiveness of the method is justified by four fundamental achievements:

1. Dentists who follow this method not only grasp concepts, but also develop their mental capacity by means of exercises to evaluate real situations and apply their knowledge.
2. Learning is solidly translated into practical skills that allow the student to better integrate into the real world.
3. Ideas and concepts are understood more efficiently, given that the example situations are based on real-life.
4. Students like to feel that the effort they put into their studies is worthwhile. This then translates into a greater interest in learning and more time dedicated to working on the course.



## Relearning Methodology

At TECH we enhance the case method with the best 100% online teaching methodology available: Relearning.

This university is the first in the world to combine the study of clinical cases with a 100% online learning system based on repetition, combining a minimum of 8 different elements in each lesson, a real revolution with respect to the mere study and analysis of cases.

*The student will learn through real cases and by solving complex situations in simulated learning environments. These simulations are developed using state-of-the-art software to facilitate immersive learning.*





At the forefront of world teaching, the Relearning method has managed to improve the overall satisfaction levels of professionals who complete their studies, with respect to the quality indicators of the best online university (Columbia University).

With this methodology we have trained more than 115,000 dentists with unprecedented success, in all specialties regardless of the workload. Our pedagogical methodology is developed in a highly competitive environment, with a university student body with a strong socioeconomic profile and an average age of 43.5 years old.

*Relearning will allow you to learn with less effort and better performance, involving you more in your training, developing a critical mindset, defending arguments, and contrasting opinions: a direct equation for success.*

In our program, learning is not a linear process, but rather a spiral (learn, unlearn, forget, and re-learn). Therefore, we combine each of these elements concentrically.

The overall score obtained by TECH's learning system is 8.01, according to the highest international standards.



This program offers the best educational material, prepared with professionals in mind:



### Study Material

All teaching material is produced by the specialists who teach the course, specifically for the course, so that the teaching content is highly specific and precise.

These contents are then applied to the audiovisual format, to create the TECH online working method. All this, with the latest techniques that offer high quality pieces in each and every one of the materials that are made available to the student.



### Educational Techniques and Procedures on Video

TECH introduces students to the latest techniques, the latest educational advances, and to the forefront of medical techniques. All of this in direct contact with students and explained in detail so as to aid their assimilation and understanding. And best of all, you can watch the videos as many times as you like.



### Interactive Summaries

The TECH team presents the contents attractively and dynamically in multimedia lessons that include audio, videos, images, diagrams, and concept maps in order to reinforce knowledge.

This exclusive educational system for presenting multimedia content was awarded by Microsoft as a "European Success Story".



### Additional Reading

Recent articles, consensus documents and international guidelines, among others. In TECH's virtual library, students will have access to everything they need to complete their course.





#### Expert-Led Case Studies and Case Analysis

Effective learning ought to be contextual. Therefore, TECH presents real cases in which the expert will guide students, focusing on and solving the different situations: a clear and direct way to achieve the highest degree of understanding.



#### Testing & Retesting

We periodically evaluate and re-evaluate students' knowledge throughout the program, through assessment and self-assessment activities and exercises, so that they can see how they are achieving their goals.



#### Classes

There is scientific evidence suggesting that observing third-party experts can be useful.

Learning from an Expert strengthens knowledge and memory, and generates confidence in future difficult decisions.



#### Quick Action Guides

TECH offers the most relevant contents of the course in the form of worksheets or quick action guides. A synthetic, practical, and effective way to help students progress in their learning.



06

# Certificate

The Postgraduate Diploma in Minimally Invasive Anterior Sector Dental Treatments guarantees you, in addition to the most rigorous and up-to-date training, access to a Postgraduate Diploma issued by TECH Technological University.





“

*Successfully complete this program  
and receive your university degree  
without travel or laborious paperwork”*

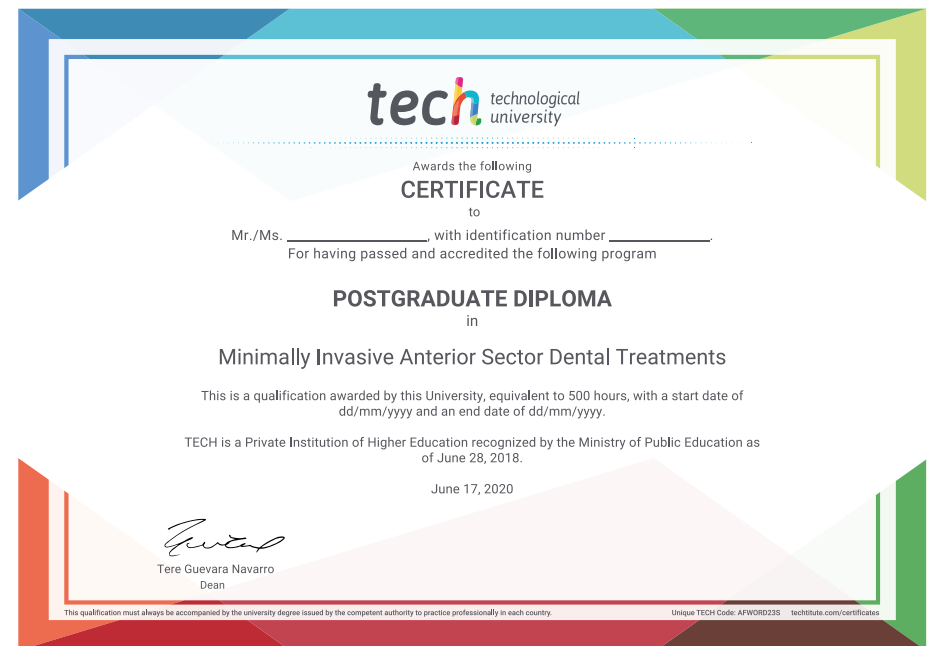
This **Postgraduate Diploma in Minimally Invasive Anterior Sector Dental Treatments** contains the most complete and up-to-date scientific program on the market.

After the student has passed the assessments, they will receive their corresponding **Postgraduate Diploma** issued by **TECH Technological University** via tracked delivery\*.

The certificate issued by **TECH Technological University** will reflect the qualification obtained in the Postgraduate Diploma, and meets the requirements commonly demanded by labor exchanges, competitive examinations, and professional career evaluation committees.

Title: **Postgraduate Diploma in Minimally Invasive Anterior Sector Dental Treatments**

Official N° of hours: **600 h.**



\*Apostille Convention. In the event that the student wishes to have their paper certificate issued with an apostille, TECH EDUCATION will make the necessary arrangements to obtain it, at an additional cost.

future

health confidence people

education information tutors

guarantee accreditation teaching

institutions technology learning

community commitment

personalized service innovation

knowledge present quality

online training

development languages

virtual classroom

**tech** technological  
university

## Postgraduate Diploma

Minimally Invasive

Anterior Sector

Dental Treatments

- » Modality: online
- » Duration: 6 months
- » Certificate: TECH Technological University
- » Dedication: 16h/week
- » Schedule: at your own pace
- » Exams: online

# Postgraduate Diploma

## Minimally Invasive Anterior Sector Dental Treatments

