

# Postgraduate Diploma

## Hyaluronic Acid in Facial Aesthetics for Dentists





## Postgraduate Diploma

### Hyaluronic Acid in Facial Aesthetics for Dentists

- » Modality: online
- » Duration: 6 months
- » Certificate: TECH Global University
- » Credits: 18 ECTS
- » Schedule: at your own pace
- » Exams: online

Website: [www.techtute.com/us/dentistry/postgraduate-diploma/postgraduate-diploma-hyaluronic-acid-facial-aesthetics-dentists](http://www.techtute.com/us/dentistry/postgraduate-diploma/postgraduate-diploma-hyaluronic-acid-facial-aesthetics-dentists)

# Index

01

Introduction

---

*p. 4*

02

Objectives

---

*p. 8*

03

Course Management

---

*p. 12*

04

Structure and Content

---

*p. 16*

05

Methodology

---

*p. 20*

06

Certificate

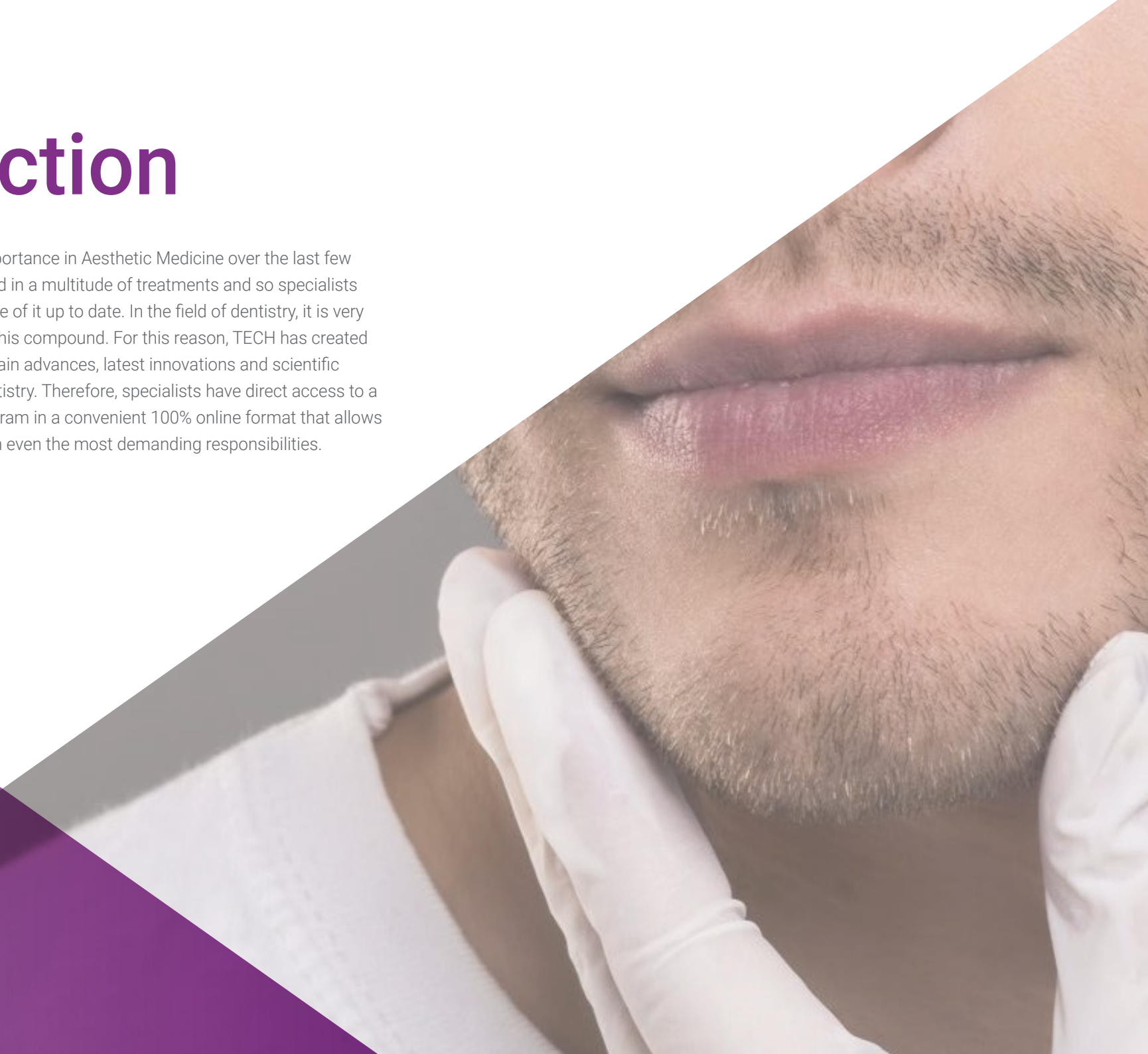
---

*p. 28*

# 01

# Introduction

Hyaluronic acid has gained vital importance in Aesthetic Medicine over the last few years. It is a crucial component used in a multitude of treatments and so specialists must ensure to keep their knowledge of it up to date. In the field of dentistry, it is very common to use dermal fillers with this compound. For this reason, TECH has created this program which compiles the main advances, latest innovations and scientific principles of Hyaluronic Acid in Dentistry. Therefore, specialists have direct access to a comprehensive and up-to-date program in a convenient 100% online format that allows them to combine their studying with even the most demanding responsibilities.





“

*Incorporate into your daily practice the latest advances in Hyaluronic Acid, with a special focus on Dermal Fillers”*

The role of dentists in Aesthetic Medicine has become increasingly important, with a growing demand from clients who want to improve the appearance not only of their jaw, but also of the mouth itself and its surroundings. This is where Hyaluronic Acid comes into play, which, given its properties and multiple recent advances, is an essential ally when it comes to dermal filler implants.

TECH has brought together experts with extensive experience in the field of dentistry, including directors and surgery managers, to ensure they provide specialists with the highest quality content. This teaching team has done a meticulous job in compiling all the contents of this program. Real clinical cases, complementary readings, video summaries of each module, plus audiovisual material, will be of great help in updating the specialists' knowledge.

In addition, the virtual classroom is accessible 24 hours a day from any device with an internet connection, with the possibility of downloading the entire syllabus for later offline consultation. As there are no classes or fixed schedules, the specialist can perfectly combine their studying with other personal and professional responsibilities.

A quality program focused on updating the professional's knowledge which includes the latest scientific principles about Hyaluronic Acid applied to Facial Aesthetics.

The **Postgraduate Diploma in Hyaluronic Acid in Facial Aesthetics for Dentists** contains the most complete and up-to-date scientific program on the market. The most important features include:

- ♦ Practical cases presented by experts in Aesthetic Medicine applied to Dentistry
- ♦ The graphic, schematic, and eminently practical contents with which they are created, provide scientific and practical information on the disciplines that are essential for professional practice
- ♦ Practical exercises where self-assessment can be used to improve learning
- ♦ Special emphasis on innovative methodologies for the use of Aesthetic Treatments in Dentistry
- ♦ Theoretical lessons, questions to the expert, debate forums on controversial topics, and individual reflection assignments
- ♦ Content that is accessible from any fixed or portable device with an Internet connection



*Get up to date and discover the latest scientific developments on Calcium Hydroxyapatite, Dermal Fillers, Infiltration Techniques and Rhinomodeling, among other urgent issues"*



“

*You will be accompanied throughout the program by a teaching group who are experts in the field, who will provide you with their practical vision adapted to the real demands of patients”*

*Choose when, where and how to study the contents. At TECH you are the one who decides, without having to attend classes or adhere to pre-set schedules.*

*Maintain your professional high standards thanks to the comprehensive and rigorous contents of this university program.*

The program's teaching staff includes professionals from the sector who contribute their work experience to this program, as well as renowned specialists from leading societies and prestigious universities.

The multimedia content, developed with the latest educational technology, will provide the professional with situated and contextual learning, i.e., a simulated environment that will provide an immersive program to learn in real situations.

This program is designed around Problem-Based Learning, whereby the professional must try to solve the different professional practice situations that arise during the academic year. For this purpose, the student will be assisted by an innovative interactive video system created by renowned and experienced experts.



# 02 Objectives

Nowadays, it is not possible to understand how to take good care of the stomatognathic apparatus without a good understanding of the aesthetic part that is involved. For this reason, many dentists seek to constantly update their knowledge in this area, with Hyaluronic Acid and its multiple uses being one of the fields that generates the greatest interest. This program aims to provide the specialist with comprehensive knowledge that covers advances in the main techniques, prior care and the various complications involved. All this with an impeccable teaching methodology, which will help the specialist to get the most out of all the hours they have invested into studying.







“

*You will delve into the most recent findings on dermal fillers and perioral rejuvenation techniques”*



## General objectives

---

- ♦ Gain in-depth knowledge of the anatomy of the head and neck to reduce complications and to consolidate the correct management of patients who are looking for the harmonization of tissues in Aesthetic Medicine
- ♦ Know the treatments of Aesthetic Medicine that apply to the dental clinic, being able to expand the portfolio of services and become an expert in a specialty whose demand is booming
- ♦ Recommend the ideal and personalized treatment to each patient for each individual case
- ♦ Instill in the student the vital importance of the most natural result possible in each treatment, for which the most avant-garde materials and techniques will be studied
- ♦ Know the business structure of the dental clinic from different angles, in order to optimize the necessary resources in the search of the maximum profitability of the business
- ♦ Be able to replicate models that are profitable and discard those that represent a business deficit
- ♦ Understand the power of communication and marketing in attracting, retaining and promoting existing and future customers





## Specific objectives

---

### Module 1. Dermal Fillers Hyaluronic Acid and Calcium Hydroxyapatite

- ◆ Know the differences between some dermal fillers and others
- ◆ Delve into the composition and mechanism of action of hyaluronic acid
- ◆ Understand the different types of hyaluronic acid, its classification and subgroups in order to be able to select the correct one when performing a treatment
- ◆ Know hyaluronidase and learn how to reconstitute it and how to use it in case it is necessary
- ◆ Know all the complications associated with dermal fillers
- ◆ Learn which materials are needed to make dermal fillers
- ◆ Delve into the composition, mechanism of action and indications of calcium hydroxyapatite

### Module 2. Hyaluronic Acid Dermal Filler with Lower Third of the Face

- ◆ Learn to analyze and understand the different facial patterns
- ◆ Learn how to make decisions prior to dermal fillers treatment based on the sex of the patient
- ◆ Know the lower third of the face and learn how to treat it with hyaluronic acid
- ◆ Learn all hyaluronic acid infiltrative lip rejuvenation, perioral rejuvenation and masculinization techniques
- ◆ Learn about the indications and contraindications associated with hyaluronic acid in the lower third of the face

### Module 3. Dermal Filler with Hyaluronic Acid in the Middle Third of the Face

- ◆ Learn how to analyze and understand the different facial patterns
- ◆ Learn how to make decisions prior to dermal fillers treatment based on the sex of the patient
- ◆ Know the midface and learn how to treat it with hyaluronic acid.
- ◆ Learn all the hyaluronic acid infiltrative techniques to correctly perform treatment on the middle third of the face and nose projection
- ◆ Know the indications and contraindications associated with hyaluronic acid in the middle third of the face



*Thanks to TECH's methodology and its comprehensive contents, you will get the greatest possible benefit from all the time you invest into studying this program"*

03

# Course Management

As this is a matter of the highest priority in the dental field, TECH has formed a teaching group of the highest level. The professionals who have developed this program have experience in the senior management of oral surgery and facial aesthetics and have brought a unique vision to the course. The syllabus combines both the most current scientific studies and the most current clinical reality, providing a theoretical-practical approach that is very useful for the specialist, allowing them to begin improving their daily practice even before completing the program.







“

*You will be advised by professionals of the highest level, with first-hand knowledge of the current clinical reality"*



## Management



### Ms. González Rodríguez, Paloma

- ♦ Owner of Chamberí Dental Oral Surgery, Implantology and General Dentistry and Aesthetic Facial and Dental Medicine, Madrid
- ♦ Oral Surgeon at Vivanta Clinic, Seville
- ♦ Oral Surgeon and Dentist at D. Montero Dental Clinic, Seville
- ♦ General Dentist and Prosthodontist in ADESLAS SEGURCAIXA, Cadiz
- ♦ Endodontist Dentist exclusively at ADESLAS DENTAL, Cadiz
- ♦ Degree in Dentistry. CEU San Pablo University, Madrid
- ♦ Master's Degree in Oral Surgery, Implantology and Periodontics UMA, Malaga University
- ♦ Specialist in Dental and Facial Aesthetics. Harmonic, Dr. Sandra Duque



## Professors

### **Ms. Calderón Cabello, María**

- ◆ Director of Oral Surgery, as well as being responsible for the Facial and Dental Aesthetic part of the Dental and Aesthetic Clinic 28, Seville
- ◆ Oral Surgeon at Dental Center Clinics
- ◆ Dental Aesthetics and Oral Surgery at Dr. Javier Acero's Acero Maxilodental Clinic, Seville
- ◆ Degree in Dentistry, CEU San Pablo University, Madrid
- ◆ Master in Oral Surgery, Implantology and Periodontics from the University of Malaga
- ◆ Course on Aesthetic Medicine, Hyaluronic Acid, Thread Tightening and Botox, Madrid
- ◆ Course on the Use of Hyaluronic Acid in the PeriOral Area for Dentists, Seville
- ◆ Course on Oral Anatomy Applied to Implantology and Implantoprosthesis, University of Seville

# 04

## Structure and Content

In order to guarantee the maximum profitability and efficiency of this program, TECH has adapted all its contents to the Relearning system, a teaching methodology in which TECH is a pioneer. Thanks to the reiteration of the most important concepts and the concise detail of the teaching material, the specialist will find the program to be a tremendously useful reference. Furthermore, the syllabus covers everything from the most recent general advances in Hyaluronic Acid to more specific applications in the lower and middle third of the face.



“

*You will have access to the best study material and most up-to-date information on Hyaluronic Acid in Facial Aesthetics for Dentists”*

## Module 1. Dermal Fillers Hyaluronic Acid and Calcium Hydroxyapatite

- 1.1. Introduction
  - 1.1.1. Classification of Dermal Filler Materials
  - 1.1.2. What Is Hyaluronic Acid?
  - 1.1.3. Composition
  - 1.1.4. Classification of Hyaluronic Acid
  - 1.1.5. What Is Calcium Hydroxyapatite?
  - 1.1.6. Composition
- 1.2. Management of the Patient Undergoing Dermal Filler Treatments
- 1.3. Types of Hyaluronic Acid
- 1.4. Protocols for Hyaluronic Acid Infiltration
  - 1.4.1. Pre-Infiltration
  - 1.4.2. Infiltration
  - 1.4.3. Post-Infiltration
- 1.5. Applications and Indications of Hyaluronic Acid
  - 1.5.1. Aesthetics
  - 1.5.2. Dental
- 1.6. Hyaluronic Acid Filler Approaches
- 1.7. Calcium Hydroxyapatite
  - 1.7.1. Classification
  - 1.7.2. Indications
  - 1.7.3. Calcium Hydroxyapatite Infiltration Protocols
- 1.8. Differences between Dermal Fillers
  - 1.8.1. Calcium Hydroxyapatite or Hyaluronic Acid?
  - 1.8.2. Other Dermal Fillers of Interest
- 1.9. General Complications
  - 1.9.1. Complications Associated with Hyaluronic Acid Treatment
  - 1.9.2. Complications Associated with Calcium Hydroxyapatite Treatment
- 1.10. Pharmacological Medical Treatment
  - 1.10.1. Pharmacology Associated with Post-Treatment Effects
  - 1.10.2. Hyaluronidase
  - 1.10.3. Treatment Protocol for Ocular Pain or Blindness Due to Dermal Fillers

## Module 2. Hyaluronic Acid Dermal Filler with Lower Third of the Face

- 2.1. Facial Analysis
  - 2.1.1. Facial Patterns
  - 2.1.2. Differences between Sexes to Conduct a Correct Facial Analysis
- 2.2. Anatomy and Aesthetic Proportions Perioral Area
  - 2.2.1. Lip Anatomy
  - 2.2.2. Anatomy of the Genian Area
  - 2.2.3. Aging of the Perioral Area
  - 2.2.4. Anatomical Risk Areas to Be Taken into Account When Performing Treatment
- 2.3. Mandibular Anatomy and Aesthetic Proportions
  - 2.3.1. Chin
  - 2.3.2. Jaw Body
  - 2.3.3. Jaw Angle
  - 2.3.4. Sagging and Aging of the Lower Third of the Face
  - 2.3.5. Anatomical Risk Areas to Be Taken into Account When Performing Treatment
- 2.4. Materials and Action Protocols
  - 2.4.1. Necessary Material
  - 2.4.2. Types of Needles
  - 2.4.3. Selection of the Type of Hyaluronic Acid According to the Area to Be Treated
  - 2.4.4. Pre-Treatment and Post-Treatment
  - 2.4.5. Subsequent Recommendations for the Patient
- 2.5. Hyaluronic Acid Lip Infiltration Techniques
  - 2.5.1. Lip Hydration
  - 2.5.2. Profiling
  - 2.5.3. Lip Filler
  - 2.5.4. Russian Volume
- 2.6. Perioral Rejuvenation Techniques
  - 2.6.1. Nasolabial Furrow Infiltration
  - 2.6.2. Bar Code Infiltration
  - 2.6.3. Infiltration of Inferior Labiogenic Groove



- 2.7. Hyaluronic Acid Jaw Infiltration Techniques
  - 2.7.1. Jaw Body Infiltration
  - 2.7.2. Jaw Angle Infiltration
- 2.8. Chin Infiltration Techniques
  - 2.8.1. Chin Infiltration
  - 2.8.2. Chin Tassel
  - 2.8.3. Masculinization
- 2.9. Complications and Adverse Effects
  - 2.9.1. Lips
  - 2.9.2. Perioral
  - 2.9.3. Body and Jaw Angle
  - 2.9.4. Chin
- 2.10. Legal Aspects
  - 2.10.1. Informed Consent
  - 2.10.2. Photography
  - 2.10.3. Medical History

### Module 3. Dermal Filler with Hyaluronic Acid in the Middle Third of the Face

- 3.1. Facial Analysis and Harmonization
  - 3.1.1. Facial Patterns
  - 3.1.2. Anatomical Differences According to the Sex of the Patient
- 3.2. Anatomy and Aesthetic Proportions of the Middle Third of the Face
  - 3.2.1. Anatomy of the Malar, Submalar, Cheek Region, Preauricular Region
  - 3.2.2. Anatomy of the Orbital Region, Palpebral Furrows
  - 3.2.3. Fat Compartments in Midface Aging
  - 3.2.4. Anatomical Risk Areas to Be Taken into Account When Performing Treatment
- 3.3. Nasal Anatomy and Aesthetic Proportions
  - 3.3.1. Nose
  - 3.3.2. Anatomical Risk Areas to Be Taken into Account When Performing Treatment

- 3.4. Materials and Action Protocols
  - 3.4.1. Necessary Material
  - 3.4.2. Types of Needles and Cannulas
  - 3.4.3. Selection of the Type of Hyaluronic Acid According to the Area to Be Treated
  - 3.4.4. Pre-Treatment and Post-Treatment
  - 3.4.5. Subsequent Recommendations for the Patient
- 3.5. Hyaluronic Acid Infiltration Techniques in the Middle Third Facial Area
  - 3.5.1. Projection of the Middle Third of the Face
- 3.6. Rhino-Modeling Technique
- 3.7. Indications
  - 3.7.1. Projection of the Middle Third of the Face
  - 3.7.2. Rhino-Modeling
- 3.8. Complications and Adverse Effects
  - 3.8.1. Projection of the Middle Third of the Face
  - 3.8.2. Rhino-Modeling
- 3.9. Pre- and Post-Care
- 3.10. Legal Aspects
  - 3.10.1. Informed Consent
  - 3.10.2. Photography
  - 3.10.3. Medical History



*Thanks to the in-depth content on facial aesthetics for dentists, there will be nothing you don't know about Hyaluronic Acid after completing this program"*

05

# Methodology

This program provides you with a different way of learning. Our methodology uses a cyclical learning approach: **Relearning**.

This teaching system is used, for example, in the most prestigious medical schools in the world, and major publications such as the **New England Journal of Medicine** have considered it to be one of the most effective.





“

*Discover Relearning, a system that abandons conventional linear learning, to take you through cyclical teaching systems: A way of learning that has proven to be extremely effective, especially in subjects that require memorization"*

## At TECH we use the Case Method

In a given situation, what should a professional do? Throughout the program, students will face multiple simulated clinical cases, based on real patients, in which they will have to do research, establish hypotheses, and ultimately resolve the situation. There is abundant scientific evidence on the effectiveness of the method. Specialists learn better, faster, and more sustainably over time.

*With TECH you will experience a way of learning that is shaking the foundations of traditional universities around the world*



According to Dr. Gérvas, the clinical case is the annotated presentation of a patient, or group of patients, which becomes a "case", an example or model that illustrates some peculiar clinical component, either because of its teaching power or because of its uniqueness or rarity. It is essential that the case is based on current professional life, trying to recreate the real conditions in the dentist's professional practice.



“

*Did you know that this method was developed in 1912, at Harvard, for law students? The case method consisted of presenting students with real-life, complex situations for them to make decisions and justify their decisions on how to solve them. In 1924, Harvard adopted it as a standard teaching method"*

The effectiveness of the method is justified by four fundamental achievements:

1. Dentists who follow this method not only grasp concepts, but also develop their mental capacity by means of exercises to evaluate real situations and apply their knowledge.
2. Learning is solidly translated into practical skills that allow the student to better integrate into the real world.
3. Ideas and concepts are understood more efficiently, given that the example situations are based on real-life.
4. Students like to feel that the effort they put into their studies is worthwhile. This then translates into a greater interest in learning and more time dedicated to working on the course.





## Relearning Methodology

At TECH we enhance the Harvard case method with the best 100% online teaching methodology available: Relearning.

This university is the first in the world to combine the study of clinical cases with a 100% online learning system based on repetition, combining a minimum of 8 different elements in each lesson, a real revolution with respect to the mere study and analysis of cases.



*The student will learn through real cases and by solving complex situations in simulated learning environments. These simulations are developed using state-of-the-art software to facilitate immersive learning*

At the forefront of world teaching, the Relearning method has managed to improve the overall satisfaction levels of professionals who complete their studies, with respect to the quality indicators of the best Spanish-speaking online university (Columbia University).

With this methodology we have trained more than 115,000 dentists with unprecedented success, in all specialties regardless of the workload. Our pedagogical methodology is developed in a highly competitive environment, with a university student body with a high socioeconomic profile and an average age of 43.5 years old.

*Relearning will allow you to learn with less effort and better performance, involving you more in your learning, developing a critical mindset, defending arguments, and contrasting opinions: A direct equation for success*

In our program, learning is not a linear process, but rather a spiral (learn, unlearn, forget, and re-learn). Therefore, we combine each of these elements concentrically.

The overall score obtained by TECH's learning system is 8.01, according to the highest international standards.



This program offers the best educational material, prepared with professionals in mind:



### Study Material

All teaching material is produced by the specialists who teach the course, specifically for the course, so that the teaching content is highly specific and precise.

These contents are then applied to the audiovisual format, to create the TECH online working method. All this, with the latest techniques that offer high quality pieces in each and every one of the materials that are made available to the student.



### Educational Techniques and Procedures on Video

TECH introduces students to the latest techniques, the latest educational advances, and to the forefront of medical techniques. All of this in direct contact with students and explained in detail so as to aid their assimilation and understanding. And best of all, you can watch the videos as many times as you like.



### Interactive Summaries

The TECH team presents the contents attractively and dynamically in multimedia lessons that include audio, videos, images, diagrams, and concept maps in order to reinforce knowledge.

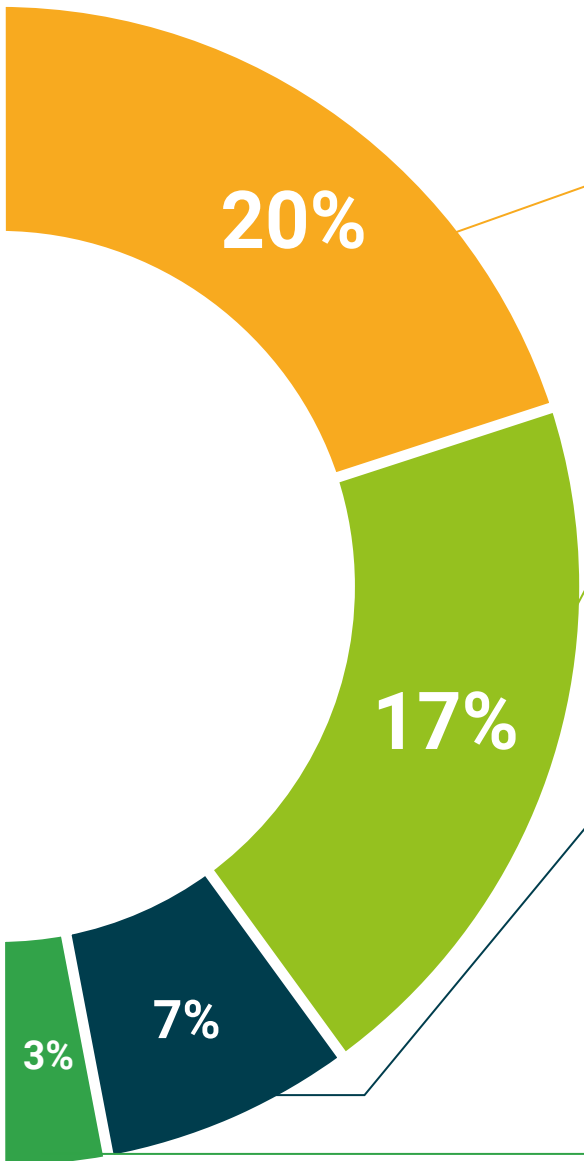
This unique multimedia content presentation training system was awarded by Microsoft as a "European Success Story".



### Additional Reading

Recent articles, consensus documents and international guidelines, among others. In TECH's virtual library, students will have access to everything they need to complete their course.





#### Expert-Led Case Studies and Case Analysis

Effective learning ought to be contextual. Therefore, TECH presents real cases in which the expert will guide students, focusing on and solving the different situations: A clear and direct way to achieve the highest degree of understanding.



#### Testing & Re-testing

We periodically evaluate and re-evaluate students' knowledge throughout the program, through assessment and self-assessment activities and exercises: So that they can see how they are achieving their goals.



#### Classes

There is scientific evidence suggesting that observing third-party experts can be useful.  
Learning from an Expert strengthens knowledge and memory, and generates confidence in future difficult decisions.



#### Quick Action Guides

TECH offers the most relevant contents of the course in the form of worksheets or quick action guides. A synthetic, practical, and effective way to help students progress in their learning.





06

# Certificate

The Postgraduate Diploma in Hyaluronic Acid in Facial Aesthetics for Dentists guarantees you, in addition to the most rigorous and up-to-date training, access to a Postgraduate Diploma issued by TECH Global University.





“

*Successfully complete this program  
and receive your university degree  
without travel or laborious paperwork”*

This program will allow you to obtain your **Postgraduate Diploma in Hyaluronic Acid in Facial Aesthetics for Dentists** endorsed by **TECH Global University**, the world's largest online university.

**TECH Global University** is an official European University publicly recognized by the Government of Andorra ([official bulletin](#)). Andorra is part of the European Higher Education Area (EHEA) since 2003. The EHEA is an initiative promoted by the European Union that aims to organize the international training framework and harmonize the higher education systems of the member countries of this space. The project promotes common values, the implementation of collaborative tools and strengthening its quality assurance mechanisms to enhance collaboration and mobility among students, researchers and academics.

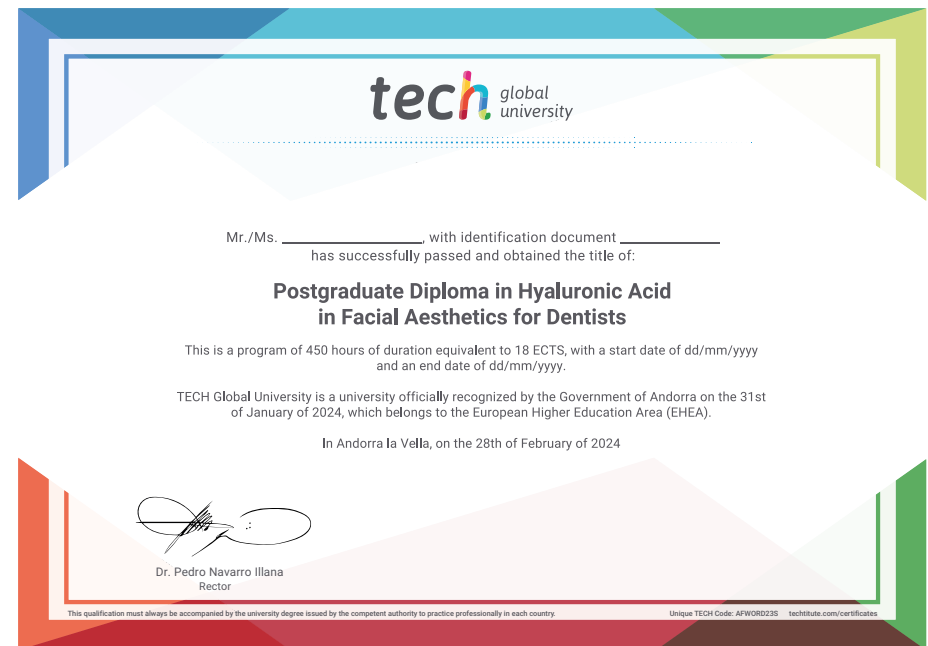
This **TECH Global University** title is a European program of continuing education and professional updating that guarantees the acquisition of competencies in its area of knowledge, providing a high curricular value to the student who completes the program.

Title: **Postgraduate Diploma in Hyaluronic Acid in Facial Aesthetics for Dentists**

Modality: **online**

Duration: **6 months**

Accreditation: **18 ECTS**



future

health confidence people

education information tutors

guarantee accreditation teaching

institutions technology learning

community commitment

personalized service innovation

knowledge present

development languages

virtual classroom

**tech** global  
university

**Postgraduate Diploma**

Hyaluronic Acid in Facial  
Aesthetics for Dentists

- » Modality: online
- » Duration: 6 months
- » Certificate: TECH Global University
- » Credits: 18 ECTS
- » Schedule: at your own pace
- » Exams: online

# Postgraduate Diploma

## Hyaluronic Acid in Facial Aesthetics for Dentists

