

# Postgraduate Diploma

Facial Aesthetic

Medicine for Dentists



## Postgraduate Diploma

### Facial Aesthetic Medicine for Dentists

- » Modality: online
- » Duration: 6 weeks
- » Certificate: TECH Global University
- » Credits: 18 ECTS
- » Schedule: at your own pace
- » Exams: online

Website: [www.techitute.com/us/dentistry/postgraduate-diploma/postgraduate-diploma-facial-aesthetic-medicine-dentists](http://www.techitute.com/us/dentistry/postgraduate-diploma/postgraduate-diploma-facial-aesthetic-medicine-dentists)

# Index

01

Introduction

---

*p. 4*

02

Objectives

---

*p. 8*

03

Course Management

---

*p. 12*

04

Structure and Content

---

*p. 16*

05

Methodology

---

*p. 20*

06

Certificate

---

*p. 28*

# 01

# Introduction

It is undeniable that Facial Aesthetic Medicine has gained special relevance in recent years, especially within the field of Dentistry where advances in Dermal Fillers, Bichectomy or Mesotherapy have attracted the interest of patients. TECH has assembled a complete team of experts, with extensive experience in Facial Aesthetic Medicine services, to develop the contents of this university program. The specialist will find in-depth and up-to-date content on the most current Aesthetic Treatments and Techniques, supported by the latest scientific evidence. All this in a convenient 100% online program, compatible with even the most demanding professional commitments.







“

*Discover the most recent advances in Calcium Hydroxyapatite, Plasma Rich in Growth Factors or Medium, Superficial and Deep Peeling"*

Over the last few years, the involvement of Aesthetic Medicine in the role of the Dentist has become greater. It is becoming more and more common to see patients coming to clinics seeking treatments such as Peeling, Microneedling or Dermal Fillers. Therefore, it is of utmost importance that the specialist, in order to maintain a high level of professional practice, updates their knowledge in this field.

To facilitate this work, TECH has developed this complete university program, which includes the main scientific principles on Facial Aesthetic Medicine for Dentists. In addition, it has formed a teaching team with extensive experience not only in the application of treatments, but also in the Management and Administration of Dental Facial Aesthetics Units. This provides the program with a unique vision, bringing together essential practice and first level theory.

In addition, TECH makes every effort to help the specialist update their knowledge. Therefore, the format of the program is 100% online, with no pre-scheduled classes or schedules to adhere to. In this way, the syllabus is accessible from any device with an internet connection, and can even be downloaded for later consultation. In short, thanks to this innovative proposal, the professional, personal and academic facets of the most demanding specialist can be combined.

The **Postgraduate Diploma in Facial Aesthetic Medicine for Dentists** contains the most complete and up-to-date Educational program on the market. The most important features include:

- ♦ Practical cases presented by experts in Aesthetic Medicine applied to Dentistry
- ♦ The graphic, schematic, and eminently practical contents with which they are created, provide scientific and practical information on the disciplines that are essential for professional practice
- ♦ Practical exercises where self-assessment can be used to improve learning
- ♦ Special emphasis on innovative methodologies for the use of Aesthetic Treatments in Dentistry
- ♦ Theoretical lessons, questions to the expert, debate forums on controversial topics, and individual reflection assignments
- ♦ Content that is accessible from any fixed or portable device with an Internet connection



*Get up to date with the help of teachers who truly understand your academic and professional needs, obtaining the most distinctive up-to-date knowledge in Facial Aesthetic Medicine for Dentists"*

“

*You will be able to decide when, where and how to study. You will set the rhythm to combine your studies with your daily responsibilities and be able to change your schedule as you see fit"*

The program's teaching staff includes professionals from the sector who contribute their work experience to this program, as well as renowned specialists from leading societies and prestigious universities.

The multimedia content, developed with the latest educational technology, will provide the professional with situated and contextual learning, i.e., a simulated environment that will provide an immersive program to learn in real situations.

This program is designed around Problem-Based Learning, whereby the professional must try to solve the different professional practice situations that arise during the academic year. For this purpose, the student will be assisted by an innovative interactive video system created by renowned and experienced experts.

*You will find a multitude of high-quality multimedia materials, created by the teachers themselves, helping you to gain a deeper understanding of the most important topics of the program*

*You will have the endorsement of one of the largest online universities, with an exhaustive repertoire of medical-aesthetic treatments that only TECH can offer you*



# 02

# Objectives

As this is currently an issue of increasing importance, the objective of this program is none other than to provide the specialist with the most up-to-date and current knowledge possible. Therefore, throughout the program, the benefits of the combination of treatments, the different approaches to hyaluronic acid fillers and the most current legal aspects will be discussed in all the up-to-date information provided. It is therefore a current, exhaustive and useful university program for any dental specialist who is looking to get up to date in the main foundations of Facial Aesthetic Medicine.







“

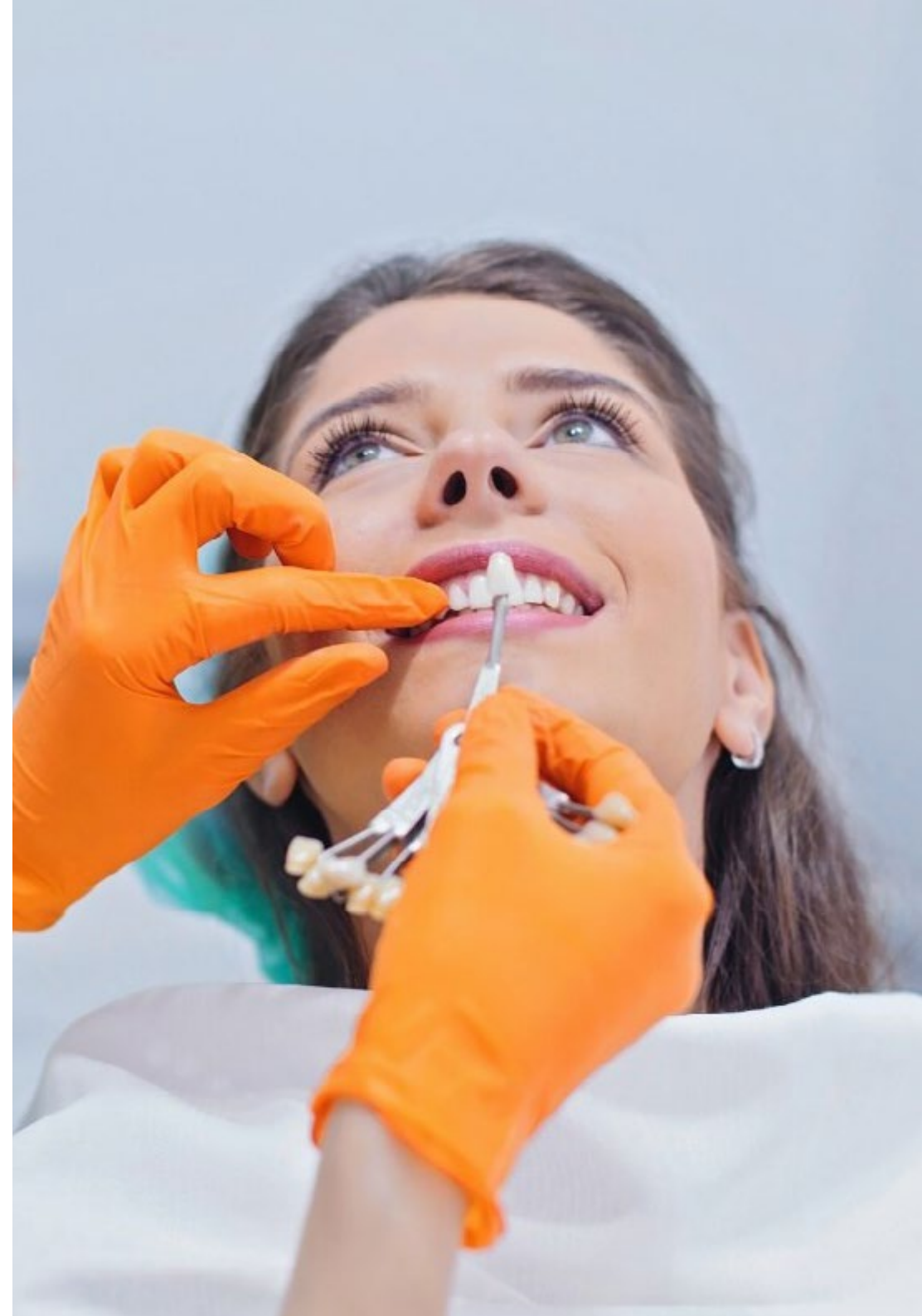
*You will be able to immediately incorporate the advances on peeling and bichectomy that you will learn in the program, improving your daily practice even before the end of the program"*



## General Objectives

---

- ♦ Delve into the anatomy of the head and neck to reduce the complications and to consolidate the correct management of the patient who is looking for harmonization of tissues in the aesthetic medicine
- ♦ Know the treatments of aesthetic medicine that apply to the dental clinic, being able to expand the portfolio of services and become an expert in a specialty whose demand is booming
- ♦ Recommend the ideal and personalized treatment to each patient for each individual case
- ♦ Instill in the student the vital importance of the most natural result possible in each treatment, for which the most avant-garde materials and techniques will be studied
- ♦ Know the business structure of the dental clinic from different angles, in order to optimize the necessary resources in the search for maximum profitability of the business
- ♦ Be able to replicate models that are profitable and discard those that represent a business deficit
- ♦ Understand the power of communication and marketing in attracting, retaining and promoting existing and future customers





## Specific Objectives

---

### Module 1. Dermal Fillers Hyaluronic Acid and Calcium Hydroxyapatite

- ♦ Know the differences between some dermal fillers and others
- ♦ Delve into the composition and mechanism of action of hyaluronic acid
- ♦ Understand the different types of hyaluronic acid, its classification and subgroups in order to be able to select the correct one when performing a treatment
- ♦ Know hyaluronidase and learn how to reconstitute it and how to use it in case it is necessary
- ♦ Know all the complications associated with dermal fillers
- ♦ Learn which materials are needed to make dermal fillers
- ♦ Delve into the composition, mechanism of action and indications of calcium hydroxyapatite

### Module 2. Plasma Rich in Growth Factors Aesthetic and Dental Applications

#### Bicectomy Surgery: Microneedling

- ♦ Gain in-depth knowledge of the treatment of plasma rich in growth factors, to be able to incorporate it in the clinical practice both in the dental office and in the aesthetic office
- ♦ Learn the methods of obtaining prp and protocols for its performance and application in different disciplines, as well as the materials necessary to carry out the technique in a simple and safe manner
- ♦ Learn how bichat bag removal surgery is performed
- ♦ Review anatomy to make operating room practice more predictable and simpler
- ♦ Learn what you need to know about microneedling in order to incorporate it into your clinic's treatment portfolio
- ♦ Learn the importance of combined techniques to achieve better results
- ♦ Understand the associated patient and clinical benefits of this combination of treatments
- ♦ Know the complications and contraindications in a schematic but complete way to always know how to act in case of emergency

### Module 3. Other Medical-Aesthetic Treatments Peeling and Mesotherapy

- ♦ Learn about dermatological treatments such as chemical peelings and facial mesotherapies
- ♦ Learn the application processes of these treatments, their mechanism of action and expected results
- ♦ Delve into the benefits of each treatment and understand why they are beneficial to the dermis
- ♦ Learn its medical indications, as well as the pre- and post-care that should be recommended to patients
- ♦ Know the legal framework in which this type of dermo-aesthetic treatments are found



*Benefit from the great teaching and technical quality of this Postgraduate Diploma and do not miss the opportunity to get up to date with the best professionals"*

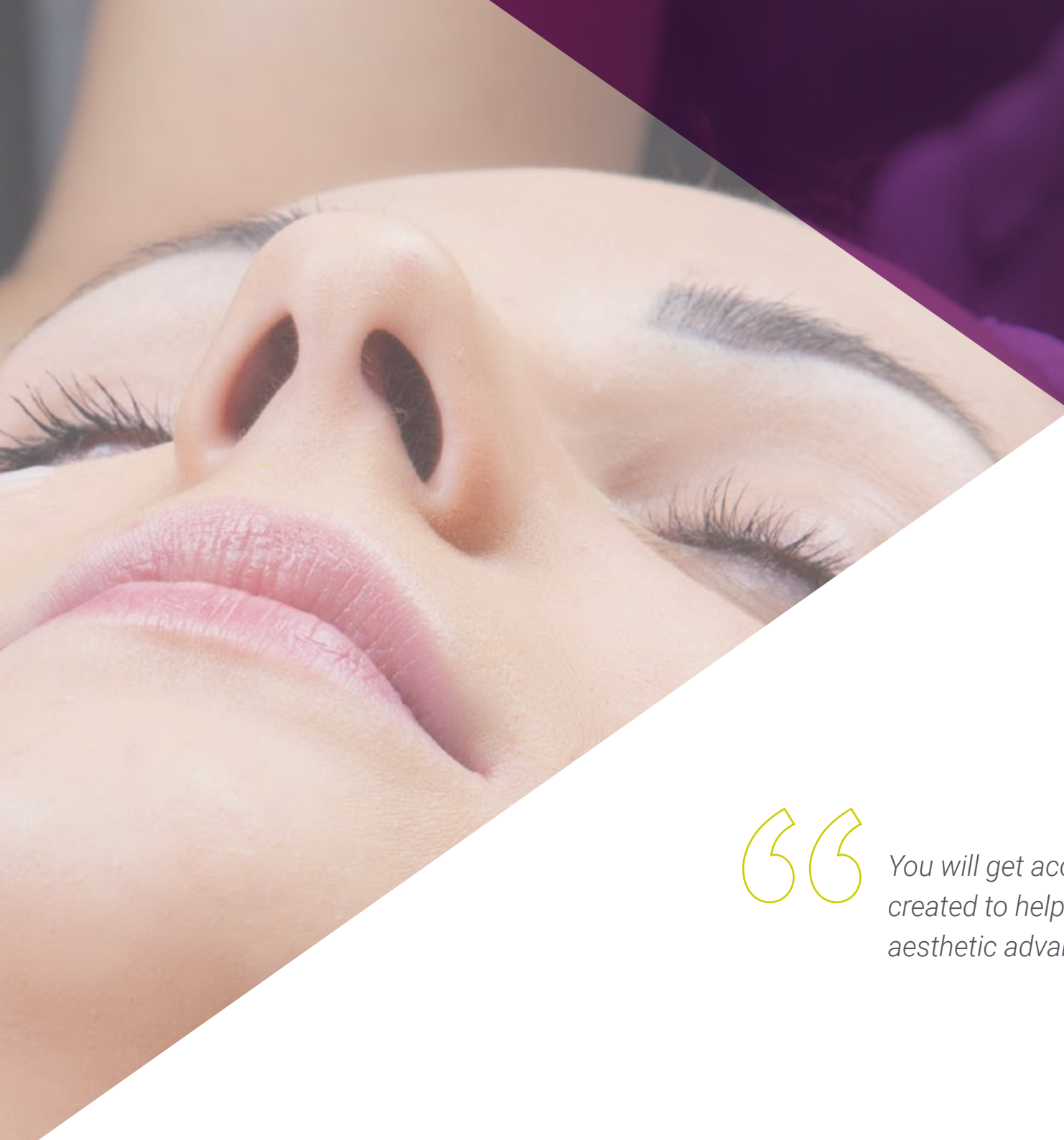
# 03

## Course Management

In order to guarantee the highest quality of contents and teaching material, TECH has devoted all its resources to gathering a good team of dental professionals, who have the best possible experience in the field of Facial Aesthetic Medicine. Therefore, the specialist will find a variety of complementary readings, clinical videos and activities developed by the best dental professionals who are responsible for very prestigious clinical services.







“

*You will get access to real clinical cases, created to help you contextualize all the aesthetic advances in a much better way”*



## Management



### Ms. González Rodríguez, Paloma

- ♦ Owner of Chamberí Dental Oral Surgery, Implantology and General Dentistry and Aesthetic Facial and Dental Medicine, Madrid
- ♦ Oral Surgeon at Vivanta Clinic, Seville
- ♦ Oral Surgeon and Dentist at D. Montero Dental Clinic, Seville
- ♦ General Dentist and Prosthodontist in ADESLAS SEGURCAIXA, Cadiz
- ♦ Endodontist Dentist exclusively at ADESLAS DENTAL, Cadiz
- ♦ Degree in Dentistry. CEU San Pablo University, Madrid
- ♦ Master's Degree in Oral Surgery, Implantology and Periodontics UMA, Malaga University
- ♦ Specialist in Dental and Facial Aesthetics. Harmonic, Dr. Sandra Duque



## Professors

### Ms. Calderón Cabello, María

- ◆ Director of Oral Surgery, as well as being responsible for the Facial and Dental Aesthetic part of the Dental and Aesthetic Clinic 28, Seville
- ◆ Oral Surgeon at Dental Center Clinics
- ◆ Dental Aesthetics and Oral Surgery at Dr. Javier Acero's Acero Maxilodental Clinic, Seville
- ◆ Degree in Dentistry, CEU San Pablo University, Madrid
- ◆ Master in Oral Surgery, Implantology and Periodontics from the University of Malaga
- ◆ Course on Aesthetic Medicine, Hyaluronic Acid, Thread Tightening and Botox, Madrid
- ◆ Course on the Use of Hyaluronic Acid in the PeriOral Area for Dentists, Seville
- ◆ Course on Oral Anatomy Applied to Implantology and Implantoprosthesis, University of Seville

### Ms. Carrión Candelas, Carlota

- ◆ Nurse in the Intensive Care Medicine Unit at Isabel Zendal Hospital
- ◆ Specialist Nurse in Aesthetics at Chamberí Clinic
- ◆ Degree in Nursing, Francisco de Vitoria University
- ◆ Intensive Care Unit and Resuscitation, Quirón Salud Sur Hospital
- ◆ Pediatric Intensive Care Unit, Sanitas La Moraleja Hospital

# 04

## Structure and Content

In order to maintain not only high educational quality but also high teaching quality, TECH places special emphasis on Relearning in all its programs. As a result, the many scientific advances and principles of this program are assimilated in a more natural and progressive way, thanks to the reiteration of the most important concepts. All of this is accompanied by videos, readings and activities for each and every one of the topics, making this program the most attractive and comprehensive academic opportunity for specialists.





“

*Update your knowledge with the help of the best dental professionals, with comprehensive content adapted to your most urgent needs”*

## Module 1. Dermal Fillers Hyaluronic Acid and Calcium Hydroxyapatite

- 1.1. Introduction
  - 1.1.1. Classification of Dermal Filler Materials
  - 1.1.2. What Is Hyaluronic Acid?
  - 1.1.3. Composition
  - 1.1.4. Classification of Hyaluronic Acid
  - 1.1.5. What Is Calcium Hydroxyapatite?
  - 1.1.6. Composition
- 1.2. Management of the Patient Undergoing Dermal Filler Treatments
- 1.3. Types of Hyaluronic Acid
- 1.4. Protocols for Hyaluronic Acid Infiltration
  - 1.4.1. Pre-Infiltration
  - 1.4.2. Infiltration
  - 1.4.3. Post-Infiltration
- 1.5. Applications and Indications of Hyaluronic Acid
  - 1.5.1. Aesthetics
  - 1.5.2. Dental
- 1.6. Hyaluronic Acid Filler Approaches
- 1.7. Calcium Hydroxyapatite
  - 1.7.1. Classification
  - 1.7.2. Indications
  - 1.7.3. Calcium Hydroxyapatite Infiltration Protocols
- 1.8. Differences between Dermal Fillers
  - 1.8.1. Calcium Hydroxyapatite or Hyaluronic Acid?
  - 1.8.2. Other Dermal Fillers of Interest
- 1.9. General Complications
  - 1.9.1. Complications Associated with Hyaluronic Acid Treatment
  - 1.9.2. Complications Associated with Calcium Hydroxyapatite Treatment
- 1.10. Pharmacological Medical Treatment
  - 1.10.1. Pharmacology Associated with Post-Treatment Effects
  - 1.10.2. Hyaluronidase
  - 1.10.3. Treatment Protocol for Ocular Pain or Blindness Due to Dermal Fillers

## Module 2. Plasma Rich in Growth Factors Aesthetic and Dental Applications Bichectomy Surgery: Microneedling

- 2.1. Plasma Rich in Growth Factors (PRP)
  - 2.1.1. Concept of PRP
  - 2.1.2. Aesthetic Applications of PRP Treatment
  - 2.1.3. Dental Applications of PRP Treatment
- 2.2. Materials Needed for Treatment and Obtaining PRP
  - 2.2.1. Machinery
  - 2.2.2. Extraction Kits
  - 2.2.3. Importance of Sterilization to Avoid Infections
- 2.3. Technique for Obtaining PRP and Treatment Protocols
  - 2.3.1. Venipuncture
  - 2.3.2. Plasma Fractionation Protocols
  - 2.3.3. Anticoagulants and Other Additives
- 2.4. PRP in Aesthetic Medicine
  - 2.4.1. Indications
  - 2.4.2. Benefits and Results
  - 2.4.3. Contraindications
  - 2.4.4. Complications and Adverse Effects
- 2.5. PRP in Oral Surgery and Periodontics
  - 2.5.1. Indications
  - 2.5.2. Benefits and Results
  - 2.5.3. Contraindications
  - 2.5.4. Complications and Adverse Effects
- 2.6. Bichectomy
  - 2.6.1. Anatomy Bichat Balls
  - 2.6.2. What Does Bichat Bag Surgery Consist of?
  - 2.6.3. Technique
  - 2.6.4. Necessary Material
  - 2.6.5. Indications
  - 2.6.6. Contraindications and Adverse Effects
  - 2.6.7. Aftercare Results



- 2.7. *Microneedling*
  - 2.7.1. What Is *Microneedling*? Commercial Brands
  - 2.7.2. Indications
  - 2.7.3. Treatment Protocols According to the Patient's Pathology
  - 2.7.4. Benefits and Results
  - 2.7.5. Contraindications
  - 2.7.6. Complications and Adverse Effects
- 2.8. Benefits of Combination Treatments for Facial Harmonization and Rejuvenation
- 2.9. Dermatology. Skin Anatomical Structures Pre- and Post-Treatment Care
- 2.10. Legal Aspects

### Module 3. Other Medical-Aesthetic Treatments Peeling and Mesotherapy

- 3.1. Peeling
  - 3.1.1. General Aspects
  - 3.1.2. Types of Peeling
  - 3.1.3. Retinol
- 3.2. Superficial Peeling
  - 3.2.1. Mechanism of Action
  - 3.2.2. Indications
  - 3.2.3. Treatment Protocols
  - 3.2.4. Benefits
  - 3.2.5. Contraindications, Complication and Adverse Effects
- 3.3. Medium Peeling
  - 3.3.1. Mechanism of Action
  - 3.3.2. Indications
  - 3.3.3. Treatment Protocols
  - 3.3.4. Benefits
  - 3.3.5. Contraindications, Complication and Adverse Effects

- 3.4. Deep Peeling
  - 3.4.1. Mechanism of Action
  - 3.4.2. Indications
  - 3.4.3. Treatment Protocols
  - 3.4.4. Benefits
  - 3.4.5. Contraindications, Complication and Adverse Effects
- 3.5. Pre- and Post-Care
- 3.6. Complications and Possible Adverse Effects
- 3.7. Mesotherapy
  - 3.7.1. General Aspects
  - 3.7.2. Types of Mesotherapy
  - 3.7.3. Benefits
- 3.8. Indications, Techniques and Forms of Application
- 3.9. Complications and Possible Adverse Effects Pre- and Post-Care
- 3.10. Legal Aspects
  - 3.10.1. Informed Consent
  - 3.10.2. Medical History
  - 3.10.3. Professional Training



*You will have access to the best possible reference material on issues such as microneedling, medical pharmacological treatments and protocols for hyaluronic acid infiltration"*

# 05

# Methodology

This program offers a different way of learning. Our methodology uses a cyclical learning approach: **Relearning**.

This teaching system is used, for example, in the most prestigious medical schools in the world, and major publications such as the **New England Journal of Medicine** have considered it to be one of the most effective.





“

*Discover Relearning, a system that abandons conventional linear learning, to take you through cyclical teaching systems: a way of learning that has proven to be extremely effective, especially in subjects that require memorization"*

## At TECH we use the Case Method

In a given situation, what should a professional do? Throughout the program, students will face multiple simulated clinical cases, based on real patients, in which they will have to do research, establish hypotheses, and ultimately resolve the situation. There is an abundance of scientific evidence on the effectiveness of the method. Specialists learn better, faster, and more sustainably over time.

*With TECH you will experience a way of learning that is shaking the foundations of traditional universities around the world*



According to Dr. Gervas, the clinical case is the annotated presentation of a patient, or group of patients, which becomes a "case", an example or model that illustrates some peculiar clinical component, either because of its teaching power or because of its uniqueness or rarity. It is essential that the case is based on current professional life, trying to recreate the real conditions in the dentist's professional practice.



“

*Did you know that this method was developed in 1912, at Harvard, for law students? The case method consisted of presenting students with real-life, complex situations for them to make decisions and justify their decisions on how to solve them. In 1924, Harvard adopted it as a standard teaching method”*

The effectiveness of the method is justified by four fundamental achievements:

1. Dentists who follow this method not only grasp concepts, but also develop their mental capacity by means of exercises to evaluate real situations and apply their knowledge.
2. Learning is solidly translated into practical skills that allow the student to better integrate into the real world.
3. Ideas and concepts are understood more efficiently, given that the example situations are based on real-life.
4. Students like to feel that the effort they put into their studies is worthwhile. This then translates into a greater interest in learning and more time dedicated to working on the course.





## Relearning Methodology

At TECH we enhance the Harvard case method with the best 100% online teaching methodology available: Relearning.

This university is the first in the world to combine the study of clinical cases with a 100% online learning system based on repetition, combining a minimum of 8 different elements in each lesson, a real revolution with respect to the mere study and analysis of cases.



*The student will learn through real cases and by solving complex situations in simulated learning environments. These simulations are developed using state-of-the-art software to facilitate immersive learning*

At the forefront of world teaching, the Relearning method has managed to improve the overall satisfaction levels of professionals who complete their studies, with respect to the quality indicators of the best online university (Columbia University).

With this methodology we have trained more than 115.000 dentists with unprecedented success, in all specialties regardless of the workload. Our pedagogical methodology is developed in a highly competitive environment, with a university student body with a high socioeconomic profile and an average age of 43.5 years old.

*Relearning will allow you to learn with less effort  
and better performance, involving you more  
in your learning, developing a critical mindset,  
defending arguments, and contrasting opinions: a  
direct equation for success*

In our program, learning is not a linear process, but rather a spiral (learn, unlearn, forget, and re-learn). Therefore, we combine each of these elements concentrically.

The overall score obtained by TECH's learning system is 8.01, according to the highest international standards.



This program offers the best educational material, prepared with professionals in mind:



### Study Material

All teaching material is produced by the specialists who teach the course, specifically for the course, so that the teaching content is highly specific and precise.

These contents are then applied to the audiovisual format, to create the TECH online working method. All this, with the latest techniques that offer high quality pieces in each and every one of the materials that are made available to the student.



### Educational Techniques and Procedures on Video

TECH introduces students to the latest techniques, the latest educational advances, and to the forefront of medical techniques. All of this in direct contact with students and explained in detail so as to aid their assimilation and understanding. And best of all, you can watch the videos as many times as you like.



### Interactive Summaries

The TECH team presents the contents attractively and dynamically in multimedia lessons that include audio, videos, images, diagrams, and concept maps in order to reinforce knowledge.

This unique multimedia content presentation training system was awarded by Microsoft as a "European Success Story".



### Additional Reading

Recent articles, consensus documents and international guidelines, among others. In TECH's virtual library, students will have access to everything they need to complete their course.





**Expert-Led Case Studies and Case Analysis**

Effective learning ought to be contextual. Therefore, TECH presents real cases in which the expert will guide students, focusing on and solving the different situations: A clear and direct way to achieve the highest degree of understanding.



**Testing & Re-testing**

We periodically evaluate and re-evaluate students' knowledge throughout the program, through assessment and self-assessment activities and exercises: So that they can see how they are achieving their goals.



**Classes**

There is scientific evidence suggesting that observing third-party experts can be useful.  
Learning from an Expert strengthens knowledge and memory, and generates confidence in future difficult decisions.



**Quick Action Guides**

TECH offers the most relevant contents of the course in the form of worksheets or quick action guides. A synthetic, practical, and effective way to help students progress in their learning.





06

# Certificate

The Postgraduate Diploma in Facial Aesthetic Medicine for Dentists guarantees students, in addition to the most rigorous and up-to-date education, access to a Postgraduate Diploma issued by TECH Global University.





“

*Successfully complete this program  
and receive your university qualification  
without travel or laborious paperwork”*

This program will allow you to obtain your **Postgraduate Diploma in Facial Aesthetic Medicine for Dentists** endorsed by **TECH Global University**, the world's largest online university.

**TECH Global University** is an official European University publicly recognized by the Government of Andorra ([official bulletin](#)). Andorra is part of the European Higher Education Area (EHEA) since 2003. The EHEA is an initiative promoted by the European Union that aims to organize the international training framework and harmonize the higher education systems of the member countries of this space. The project promotes common values, the implementation of collaborative tools and strengthening its quality assurance mechanisms to enhance collaboration and mobility among students, researchers and academics.

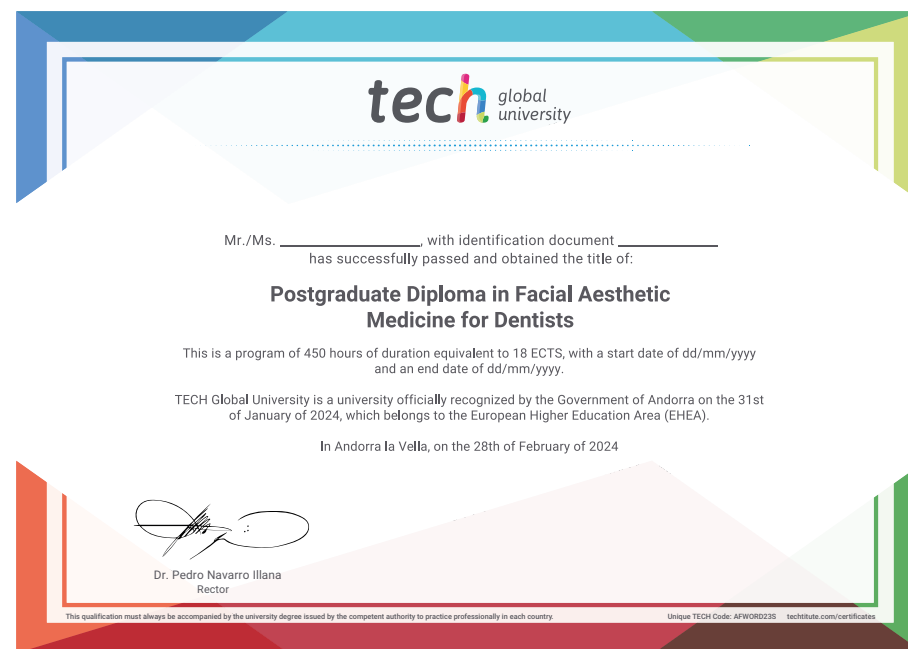
This **TECH Global University** title is a European program of continuing education and professional updating that guarantees the acquisition of competencies in its area of knowledge, providing a high curricular value to the student who completes the program.

Title: **Postgraduate Diploma in Facial Aesthetic Medicine for Dentists**

Modality: **online**

Duration: **6 months**

Accreditation: **18 ECTS**



\*Apostille Convention. In the event that the student wishes to have their paper diploma issued with an apostille, TECH Global University will make the necessary arrangements to obtain it, at an additional cost.

future  
health confidence people  
education information tutors  
guarantee accreditation teaching  
institutions technology learning  
community commitment  
personalized service innovation  
knowledge present quality  
development language  
virtual classroom



**Postgraduate Diploma**  
Facial Aesthetic  
Medicine for Dentists

- » Modality: online
- » Duration: 6 weeks
- » Certificate: TECH Global University
- » Credits: 18 ECTS
- » Schedule: at your own pace
- » Exams: online

# Postgraduate Diploma

Facial Aesthetic

Medicine for Dentists

