

# Postgraduate Diploma

Diagnosis, Treatment  
and Dental Control with  
Artificial Intelligence





## Postgraduate Diploma Diagnosis, Treatment and Dental Control with Artificial Intelligence

- » Modality: online
- » Duration: 6 months
- » Certificate: TECH Global University
- » Credits: 18 ECTS
- » Schedule: at your own pace
- » Exams: online

Website: [www.techtute.com/us/dentistry/postgraduate-diploma/postgraduate-diploma-diagnosis-treatment-dental-control-artificial-intelligence](http://www.techtute.com/us/dentistry/postgraduate-diploma/postgraduate-diploma-diagnosis-treatment-dental-control-artificial-intelligence)

# Index

01

Introduction

---

*p. 4*

02

Objectives

---

*p. 8*

03

Course Management

---

*p. 12*

04

Structure and Content

---

*p. 16*

05

Methodology

---

*p. 22*

06

Certificate

---

*p. 30*

# 01

# Introduction

Dental diagnosis, treatment and monitoring using artificial intelligence (AI) has a considerable impact on dental care. For example, its algorithms scan radiographic images to detect dental conditions such as tumors early. In this way, specialists develop more effective and less invasive treatments. Along the same lines, Machine Learning systems are useful in therapies because of their ability to predict outcomes and provide recommendations based on scientific evidence. Therefore, Dentists optimize their clinical practice to raise their healthcare to a higher level. For this reason, TECH implements a university program that will delve into both the diagnosis and planning of AI-assisted oral treatments. And all under a 100% online format.





“

*You will handle advanced methods  
of medical data retrieval at the  
best digital university in the world,  
according to Forbes”*

The development of dashboards for monitoring dental indicators is a valuable tool in dental practice and dental clinic management. These mechanisms provide a quick and visual overview of key data and indicators related to oral health. An example of this is that they allow specialists to carry out a real follow-up of patients' health, including factors such as the state of dental restorations or the evolution of pathologies such as caries. In addition, the data collected by these tools allow professionals to make strategic decisions such as the acquisition of new equipment or the hiring of personnel.

In view of its importance, TECH is developing a complete program that will deal with the monitoring and control of dental health through AI. The academic itinerary will offer a variety of intelligent systems for the early detection of caries and periodontal diseases. In addition, the syllabus will delve into early warning systems based on clinical text analysis. Moreover, the program will discuss innovative tools for caries monitoring and progression, such as 3D modeling. The program will also provide students with Big Data techniques such as Data Mining to improve clinical efficiency.

All this through innovative didactic material and a Relearning method that favors the consolidation of the key concepts addressed and reduces the long hours of study and memorization so frequent in other pedagogical systems. Undoubtedly, professionals have an exceptional opportunity to obtain a complete update through a program that can be taken whenever and wherever they wish. All you need is a cell phone, tablet or computer with an Internet connection to consult, at any time of the day, the content of this program. In this way, with no classroom attendance or fixed class schedules, the students have an educational option that is compatible with their most demanding responsibilities.

This **Postgraduate Diploma in Diagnosis, Treatment and Dental Control with Artificial Intelligence** contains the most complete and up-to-date scientific program on the market. The most important features include:

- ♦ Development of practical cases presented by experts in Diagnosis, Treatment and Dental Control with AI
- ♦ The graphic, schematic, and practical contents with which they are created, provide scientific and practical information on the disciplines that are essential for professional practice
- ♦ Practical exercises where self-assessment can be used to improve learning
- ♦ Its special emphasis on innovative methodologies
- ♦ Theoretical lessons, questions to the expert, debate forums on controversial topics, and individual reflection assignments
- ♦ Content that is accessible from any fixed or portable device with an Internet connection



*You will delve into pattern recognition and Machine Learning to perform the most reliable clinical diagnoses"*

“

*You will optimize your medical care thanks to approaches defined by a high level of interdisciplinary collaboration between different professionals"*

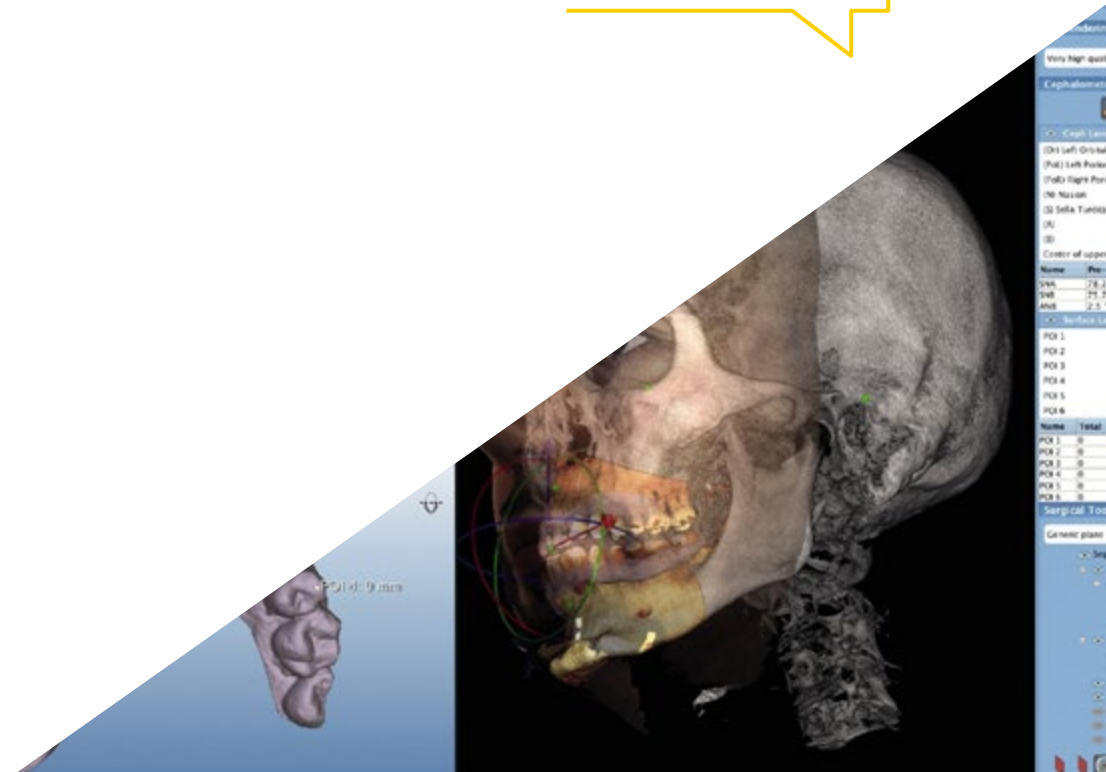
The program's teaching staff includes professionals from the sector who contribute their work experience to this program, as well as renowned specialists from leading societies and prestigious universities.

The multimedia content, developed with the latest educational technology, will provide the professional with situated and contextual learning, i.e., a simulated environment that will provide immersive education programmed to learn in real situations.

This program is designed around Problem-Based Learning, whereby the professional must try to solve the different professional practice situations that arise during the academic year. For this purpose, the students will be assisted by an innovative interactive video system created by renowned and experienced experts.

*Looking to delve into private data governance in the healthcare context? Get it through this syllabus in just 6 months.*

*The Relearning methodology used in this university program will make you learn in an autonomous and progressive way. At your own speed!.*



# 02

# Objectives

This Postgraduate Diploma will equip graduates with the necessary skills to master the most contemporary AI tools in the clinical environment. Professionals will be highly qualified to perform assisted diagnosis, medical image analysis and interpretation of results using Intelligent Automation. In tune with this, specialists will enrich their procedures with Data Mining and Predictive Analytics techniques. Moreover, they will gain a comprehensive understanding of dental epidemiology, clinical data management, social media analysis and clinical research using modern algorithms.





“


*You will develop advanced Artificial Intelligence algorithms with which you will optimize the monitoring of your patients' medical condition”*



## General Objectives

---

- ♦ Gain a solid understanding of Machine Learning principles and their specific application in dental contexts
- ♦ Master methods and tools for analyzing dental data, including visualization techniques to improve diagnostics
- ♦ Develop a thorough understanding of the ethical and privacy considerations associated with the application of AI in dentistry
- ♦ Acquire advanced skills in the application of AI for the accurate diagnosis of oral diseases and interpretation of dental images
- ♦ Understand the specialized use of AI in 3D treatment planning and modeling, optimizing orthodontic treatments and customizing treatment plans
- ♦ Develop competencies to use AI tools in oral health monitoring, oral disease prevention and effective integration of these technologies
- ♦ Know the latest AI technologies applied in 3D printing, robotics, clinical management, teleodontology, and automation of administrative tasks
- ♦ Use AI to analyze patient feedback, improve marketing strategies and dental CRM, optimizing clinical and administrative management in dental clinics
- ♦ Handle large datasets, using Big Data concepts, data mining, predictive analytics and machine learning algorithms
- ♦ Explore ethical challenges, regulations, professional liability, social impact, access to dental care, sustainability, policy development, innovation, and future prospects in the application of AI in dentistry





## Specific Objectives

---

### Module 1. Monitoring and Control of Dental Health using AI

- ♦ Critically analyze the benefits and limitations of AI in healthcare
- ♦ Identify potential pitfalls, providing an informed assessment of its application in clinical settings
- ♦ Recognize the importance of collaboration across disciplines to develop effective AI solutions
- ♦ Develop competencies to apply AI tools in the clinical context, focusing on aspects such as assisted diagnosis, analysis of medical images and interpretation of results
- ♦ Identify possible errors in the application of AI in healthcare, providing an informed view of its use in clinical settings

### Module 2. AI-assisted Dental Diagnostics and Treatment Planning

- ♦ Interpret results for ethical *datasets* creation and strategic application in health emergencies
- ♦ Acquire advanced skills in the presentation, visualization, and management of AI data in healthcare
- ♦ Gain a comprehensive perspective of emerging trends and technological innovations in AI applied to healthcare
- ♦ Develop AI algorithms for specific applications such as health monitoring, facilitating the effective implementation of solutions in medical practice
- ♦ Design and implement individualized medical treatments by analyzing patients' clinical and genomic data with AI

### Module 3. Advanced Analytics and Data Processing in Dentistry

- ♦ Acquire a solid understanding of medical data collection, filtering, and preprocessing
- ♦ Develop a clinical approach based on data quality and integrity in the context of privacy regulations
- ♦ Apply the acquired knowledge in use cases and practical applications, enabling to understand and solve industry-specific challenges, from text analytics to data visualization and medical information security
- ♦ Define *Big Data* techniques specific to the healthcare sector, including the application of machine learning algorithms for analytics
- ♦ Employ *Big Data* procedures to track and monitor the spread of infectious diseases in real time for effective response to epidemics



*Don't miss the opportunity to boost your career through this innovative program in only 450 hours"*

03

# Course Management

Under the premise of designing academic programs with the highest educational level, TECH has selected leading specialists in the field of Dentistry as responsible for directing and teaching this university program. These doctors have worked in leading hospitals and have experience in the field of Diagnosis, Treatment and Dental Control with AI. Consequently, the knowledge that they will provide to the students will have been previously applied in their professional careers.





“

*A syllabus made by specialists and a teaching material of the highest level are the key to a successful professional career"*

## Management



### Dr. Peralta Martín-Palomino, Arturo

- ♦ CEO and CTO at Prometheus Global Solutions
- ♦ CTO at Korporate Technologies
- ♦ CTO at AI Shephers GmbH
- ♦ Consultant and Strategic Business Advisor at Alliance Medical
- ♦ Director of Design and Development at DocPath
- ♦ Ph.D. in Psychology from the University of Castilla - La Mancha
- ♦ Ph.D. in Economics, Business and Finance from the Camilo José Cela University
- ♦ Ph.D. in Psychology from University of Castilla – La Mancha
- ♦ Professional Master's Degree in Executive MBA by the Isabel I University
- ♦ Professional Master's Degree in Sales and Marketing Management, Isabel I University
- ♦ Expert Master's Degree in Big Data by Hadoop Training
- ♦ Professional Master's Degree in Advanced Information Technologies from the University of Castilla - La Mancha
- ♦ Member of: SMILE Research Group



### **Mr. Popescu Radu, Daniel Vasile**

- ♦ Pharmacology, Nutrition and Diet Specialist
- ♦ Freelance Producer of Didactic and Scientific Contents
- ♦ Nutritionist and Community Dietitian
- ♦ Community Pharmacist
- ♦ Researcher
- ♦ Professional Master's Degree in Nutrition and Health at the Oberta University of Catalonia (UOC)
- ♦ Professional Master's Degree in Psychopharmacology from the University of Valencia
- ♦ Pharmacist by the Complutense University of Madrid
- ♦ Nutritionist-Dietician at the European University Miguel de Cervantes

## **Professors**


### **Dr. Carrasco González, Ramón Alberto**

- ♦ Specialist in Computer Science and Artificial Intelligence
- ♦ Researcher
- ♦ Head of Business Intelligence (Marketing) at Caja General de Ahorros de Granada and Banco Mare Nostrum
- ♦ Head of Information Systems (Data Warehousing and Business Intelligence) at Caja General de Ahorros de Granada and Banco Mare Nostrum
- ♦ Ph.D. in Artificial Intelligence from the University of Granada
- ♦ Computer Engineer from the University of Granada

# 04

## Structure and Content

This program will focus on the comprehensive application of AI in the dental context, especially in diagnosis and treatment planning. The syllabus will analyze the benefits of this system to manage dental diseases such as caries. At the same time, the syllabus will provide experts with the most cutting-edge tools to optimize therapies, using 3D models. The program will also delve into the impact of *Big Data* in dental practice, emphasizing Data Mining and other modern techniques, with which specialists will extract valuable information about dental records.







“

*A program that combines clinical excellence with the technological revolution of Machine Learning. Stay ahead of the curve in the field of Dentistry!"*

## Module 1. Monitoring and Control of Dental Health using AI


- 1.1. AI Applications for Patient's Dental Health Monitoring with Dentem
  - 1.1.1. Design of Mobile Applications for Dental Hygiene Monitoring
  - 1.1.2. AI Systems for the Early Detection of Caries and Periodontal Diseases
  - 1.1.3. Use of AI in the Personalization of Dental Treatments
  - 1.1.4. Image Recognition Technologies for Automated Dental Diagnostics
- 1.2. Integration of Clinical and Biomedical Information as a Basis for Dental Health Monitoring
  - 1.2.1. Platforms for Integration of Clinical and Radiographic Data
  - 1.2.2. Analysis of Medical Records to Identify Dental Risks
  - 1.2.3. Systems for Correlating Biomedical Data with Dental Conditions
  - 1.2.4. Tools for the Unified Management of Patient Information
- 1.3. Definition of Indicators for the Control of the Patient's Dental Health
  - 1.3.1. Establishment of Parameters for the Evaluation of Oral Health
  - 1.3.2. Systems for Monitoring Progress in Dental Treatments
  - 1.3.3. Development of Risk Indexes for Dental Disease
  - 1.3.4. AI Methods for Prediction of Future Dental Problems with Pearl
- 1.4. Natural Language Processing of Dental Health Records for Indicator Extraction
  - 1.4.1. Automatic Extraction of Relevant Data from Dental Records
  - 1.4.2. Analysis of Clinical Notes to Identify Dental Health Trends
  - 1.4.3. Use of NLP to Summarize Long Medical Records
  - 1.4.4. Early Warning Systems Based on Clinical Text Analysis
- 1.5. AI Tools for the Monitoring and Control of Dental Health Indicators
  - 1.5.1. Development of Applications for Monitoring Oral Hygiene and Oral Health
  - 1.5.2. AI-based Personalized Patient Alerting Systems with CarePredict
  - 1.5.3. Analytical Tools for Continuous Assessment of Dental Health
  - 1.5.4. Use of Wearables and Sensors for Real-Time Dental Monitoring
- 1.6. Development of *Dashboards* for the Monitoring of Dental Indicators
  - 1.6.1. Creation of Intuitive Interfaces for Dental Health Monitoring
  - 1.6.2. Integration of Data from Different Clinical Sources into a Single *Dashboard*
  - 1.6.3. Data Visualization Tools for Treatment Monitoring
  - 1.6.4. Customization of *Dashboards* According to the Needs of the Dental Professional
- 1.7. Interpretation of Dental Health Indicators and Decision Making
  - 1.7.1. Data-driven Clinical Decision Support Systems
  - 1.7.2. Predictive Analytics for Dental Treatment Planning
  - 1.7.3. AI for the Interpretation of Complex Oral Health Indicators with Overjet
  - 1.7.4. Tools for the Evaluation of Treatment Effectiveness
- 1.8. Generation of Dental Health Reports using AI Tools
  - 1.8.1. Automation of the Creation of Detailed Dental Reports
  - 1.8.2. Customized Report Generation Systems for Patients
  - 1.8.3. AI Tools for Summarizing Clinical Findings
  - 1.8.4. Integration of Clinical and Radiological Data into Automated Reports
- 1.9. AI-enabled Platforms for Patient Monitoring of Dental Health
  - 1.9.1. Applications for Oral Health Self-monitoring
  - 1.9.2. AI-based Interactive Dental Education Platforms
  - 1.9.3. Tools for Symptom Tracking and Personalized Dental Advice
  - 1.9.4. Gamification Systems to Encourage Good Dental Hygiene Habits
- 1.10. Security and Privacy in the Treatment of Dental Information
  - 1.10.1. Security Protocols for the Protection of Patient Data
  - 1.10.2. Encryption and Anonymization Systems in the Management of Clinical Data
  - 1.10.3. Regulations and Legal Compliance in the Management of Dental Information
  - 1.10.4. Privacy Education and Awareness for Professionals and Patients



## Module 2. AI-assisted Dental Diagnostics and Treatment Planning

- 2.1. AI in Oral Disease Diagnosis with Pearl
  - 2.1.1. Use of Machine Learning Algorithms to Identify Oral Diseases
  - 2.1.2. Integration of AI in Diagnostic Equipment for Real-Time Analysis
  - 2.1.3. AI-assisted Diagnostic Systems to Improve Accuracy
  - 2.1.4. Analysis of Symptoms and Clinical Signals through AI for Rapid Diagnostics
- 2.2. AI Dental Image Analysis with Aidoc and overjet.ai
  - 2.2.1. Development of Software for the Automatic Interpretation of Dental Radiographs
  - 2.2.2. AI in the Detection of Abnormalities in Oral MRI Images
  - 2.2.3. Improvement in the Quality of Dental Imaging through AI Technologies
  - 2.2.4. Deep Learning Algorithms for Classifying Dental Conditions in Imaging
- 2.3. AI in Caries and Dental Pathology Detection
  - 2.3.1. Pattern Recognition Systems for Identifying Early Cavities
  - 2.3.2. AI for Dental Pathology Risk Assessment with Overjet.ai
  - 2.3.3. Computer Vision Technologies in the Detection of Periodontal Diseases
  - 2.3.4. AI Tools for Caries Monitoring and Progression
- 2.4. 3D Modeling and AI Treatment Planning with Materialise Mimics
  - 2.4.1. Using AI to Create Accurate 3D Models of the Oral Cavity
  - 2.4.2. AI Systems in the Planning of Complex Dental Surgeries
  - 2.4.3. Simulation Tools for Predicting Treatment Outcomes
  - 2.4.4. AI in the Customization of Prosthetics and Dental Appliances
- 2.5. Optimization of Orthodontic Treatments using AI
  - 2.5.1. AI in Orthodontic Treatment Planning and Follow-Up with Dental Monitoring
  - 2.5.2. Algorithms for the Prediction of Tooth Movements and Orthodontic Adjustments
  - 2.5.3. AI Analysis to Reduce Orthodontic Treatment Time
  - 2.5.4. Real-time Remote Monitoring and Treatment Adjustment Systems
- 2.6. Risk Prediction in Dental Treatments
  - 2.6.1. AI Tools for Risk Assessment in Dental Procedures
  - 2.6.2. Decision Support Systems for Identifying Potential Complications
  - 2.6.3. Predictive Models for Anticipating Treatment Reactions
  - 2.6.4. AI-enabled Medical Record Analysis to Personalize Treatments using ChatGPT and Amazon Comprehend Medical

- 2.7. Personalizing Treatment Plans with AI with IBM Watson Health
  - 2.7.1. AI in the Adaptation of Dental Treatments to Individual Needs
  - 2.7.2. AI-based Treatment Recommender Systems
  - 2.7.3. Analysis of Oral Health Data for Personalized Treatment Planning
  - 2.7.4. AI Tools for Adjusting Treatments Based on Patient Response
- 2.8. Oral Health Monitoring with Intelligent Technologies
  - 2.8.1. Smart Devices for Oral Hygiene Monitoring
  - 2.8.2. AI-enabled Mobile Apps for Dental Health Monitoring with Dental Care App
  - 2.8.3. Wearables with Sensors to Detect Changes in Oral Health
  - 2.8.4. AI-based Early Warning Systems to Prevent Oral Diseases
- 2.9. AI in Oral Disease Prevention
  - 2.9.1. AI Algorithms to Identify Oral Disease Risk Factors with AutoML
  - 2.9.2. Oral Health Education and Awareness Systems with AI
  - 2.9.3. Predictive Tools for the Early Prevention of Dental Problems
  - 2.9.4. AI in the Promotion of Healthy Habits for Oral Prevention
- 2.10. Case Studies: Diagnostic and Planning Successes with AI
  - 2.10.1. Analysis of Real Cases where AI Improved Dental Diagnosis
  - 2.10.2. Successful Case Studies on the Implementation of AI for Treatment Planning
  - 2.10.3. Treatment Comparisons with and without the Use of AI
  - 2.10.4. Documentation of Improvements in Clinical Efficiency and Effectiveness with AI



**Module 3. Advanced Analytics and Data Processing in Dentistry**

- 3.1. Big Data in Dentistry: Concepts and Applications
  - 3.1.1. The Explosion of Data in Dentistry
  - 3.1.2. Concept of Big Data
  - 3.1.3. Applications of Big Data in Dentistry
- 3.2. Data Mining in Dental Records with KNIME and Python
  - 3.2.1. Main Methodologies for Data Mining
  - 3.2.2. Integration of Data from Dental Records
  - 3.2.3. Detection of Patterns and Anomalies in Dental Records
- 3.3. Advanced Predictive Analytics in Oral Health with KNIME and Python
  - 3.3.1. Classification Techniques for Oral Health Analysis
  - 3.3.2. Regression Techniques for Oral Health Analytics
  - 3.3.3. Deep Learning for Oral Health Analysis
- 3.4. AI Models for Dental Epidemiology with KNIME and Python
  - 3.4.1. Classification Techniques for Dental Epidemiology
  - 3.4.2. Regression Techniques for Dental Epidemiology
  - 3.4.3. Unsupervised Techniques for Dental Epidemiology
- 3.5. AI in Clinical and Radiographic Data Management with KNIME and Python
  - 3.5.1. Integration of Clinical Data for Effective Management with AI Tools
  - 3.5.2. Transformation of Radiographic Diagnosis using Advanced AI Systems
  - 3.5.3. Integrated Management of Clinical and Radiographic Data
- 3.6. Machine Learning Algorithms in Dental Research with KNIME and Python
  - 3.6.1. Classification Techniques in Dental Research
  - 3.6.2. Regression Techniques in Dental Research
  - 3.6.3. Unsupervised Techniques in Dental Research
- 3.7. Social Media Analysis in Oral Health Communities with KNIME and Python
  - 3.7.1. Introduction to Social Media Analysis
  - 3.7.2. Analysis of Opinions and Sentiment in Social Media in Oral Health Communities
  - 3.7.3. Analysis of Social Media Trends in Oral Health Communities
- 3.8. AI in Monitoring Oral Health Trends and Patterns with KNIME and Python
  - 3.8.1. Early Detection of Epidemiologic Trends with AI
  - 3.8.2. Continuous Monitoring of Oral Hygiene Patterns with AI Systems
  - 3.8.3. Prediction of Changes in Oral Health with AI Models
- 3.9. AI Tools for Cost Analysis in Dentistry with KNIME and Python
  - 3.9.1. Optimization of Resources and Costs with AI Tools
  - 3.9.2. Efficiency and Cost-Effectiveness Analysis in Dental Practices with AI
  - 3.9.3. Cost Reduction Strategies Based on AI-analyzed Data
- 3.10. Innovations in AI for Dental Clinical Research
  - 3.10.1. Implementation of Emerging Technologies in Dental Clinical Research
  - 3.10.2. Improving the Validation of Dental Clinical Research Results with AI
  - 3.10.3. Multidisciplinary Collaboration in AI-powered Detailed Clinical Research



*A unique program that will help you experience a leap in quality in your profession in only 6 months"*

# 05

# Methodology

This academic program offers students a different way of learning. Our methodology uses a cyclical learning approach: **Relearning**.

This teaching system is used, for example, in the most prestigious medical schools in the world, and major publications such as the **New England Journal of Medicine** have considered it to be one of the most effective.





“

*Discover Relearning, a system that abandons conventional linear learning, to take you through cyclical teaching systems: a way of learning that has proven to be extremely effective, especially in subjects that require memorization"*

## At TECH we use the Case Method

In a given situation, what should a professional do? Throughout the program, students will face multiple simulated clinical cases, based on real patients, in which they will have to do research, establish hypotheses, and ultimately resolve the situation. There is an abundance of scientific evidence on the effectiveness of the method. Specialists learn better, faster, and more sustainably over time.

*With TECH you will experience a way of learning that is shaking the foundations of traditional universities around the world.*



According to Dr. Gervas, the clinical case is the annotated presentation of a patient, or group of patients, which becomes a "case", an example or model that illustrates some peculiar clinical component, either because of its teaching power or because of its uniqueness or rarity. It is essential that the case is based on current professional life, trying to recreate the real conditions in the dentist's professional practice.



“

*Did you know that this method was developed in 1912, at Harvard, for law students? The case method consisted of presenting students with real-life, complex situations for them to make decisions and justify their decisions on how to solve them. In 1924, Harvard adopted it as a standard teaching method”*

The effectiveness of the method is justified by four fundamental achievements:

1. Dentists who follow this method not only grasp concepts, but also develop their mental capacity by means of exercises to evaluate real situations and apply their knowledge.
2. Learning is solidly translated into practical skills that allow the student to better integrate into the real world.
3. Ideas and concepts are understood more efficiently, given that the example situations are based on real-life.
4. Students like to feel that the effort they put into their studies is worthwhile. This then translates into a greater interest in learning and more time dedicated to working on the course.



## Relearning Methodology

At TECH we enhance the case method with the best 100% online teaching methodology available: Relearning.

This university is the first in the world to combine the study of clinical cases with a 100% online learning system based on repetition, combining a minimum of 8 different elements in each lesson, a real revolution with respect to the mere study and analysis of cases.

*The student will learn through real cases and by solving complex situations in simulated learning environments. These simulations are developed using state-of-the-art software to facilitate immersive learning.*



At the forefront of world teaching, the Relearning method has managed to improve the overall satisfaction levels of professionals who complete their studies, with respect to the quality indicators of the best online university (Columbia University).

With this methodology we have trained more than 115,000 dentists with unprecedented success, in all specialties regardless of the workload. Our pedagogical methodology is developed in a highly competitive environment, with a university student body with a strong socioeconomic profile and an average age of 43.5 years old.

*Relearning will allow you to learn with less effort and better performance, involving you more in your training, developing a critical mindset, defending arguments, and contrasting opinions: a direct equation for success.*

In our program, learning is not a linear process, but rather a spiral (learn, unlearn, forget, and re-learn). Therefore, we combine each of these elements concentrically.

The overall score obtained by TECH's learning system is 8.01, according to the highest international standards.



This program offers the best educational material, prepared with professionals in mind:



### Study Material

All teaching material is produced by the specialists who teach the course, specifically for the course, so that the teaching content is highly specific and precise.

These contents are then applied to the audiovisual format, to create the TECH online working method. All this, with the latest techniques that offer high quality pieces in each and every one of the materials that are made available to the student.



### Educational Techniques and Procedures on Video

TECH introduces students to the latest techniques, the latest educational advances, and to the forefront of medical techniques. All of this in direct contact with students and explained in detail so as to aid their assimilation and understanding. And best of all, you can watch the videos as many times as you like.



### Interactive Summaries

The TECH team presents the contents attractively and dynamically in multimedia lessons that include audio, videos, images, diagrams, and concept maps in order to reinforce knowledge.

This exclusive educational system for presenting multimedia content was awarded by Microsoft as a "European Success Story".



### Additional Reading

Recent articles, consensus documents and international guidelines, among others. In TECH's virtual library, students will have access to everything they need to complete their course.





#### Expert-Led Case Studies and Case Analysis

Effective learning ought to be contextual. Therefore, TECH presents real cases in which the expert will guide students, focusing on and solving the different situations: a clear and direct way to achieve the highest degree of understanding.



#### Testing & Retesting

We periodically evaluate and re-evaluate students' knowledge throughout the program, through assessment and self-assessment activities and exercises, so that they can see how they are achieving their goals.



#### Classes

There is scientific evidence suggesting that observing third-party experts can be useful.  
Learning from an Expert strengthens knowledge and memory, and generates confidence in future difficult decisions.



#### Quick Action Guides

TECH offers the most relevant contents of the course in the form of worksheets or quick action guides. A synthetic, practical, and effective way to help students progress in their learning.



06

# Certificate

The Postgraduate Diploma in Diagnosis, Treatment and Dental Control with Artificial Intelligence guarantees students, in addition to the most rigorous and up-to-date education, access to a Postgraduate Diploma issued by TECH Global University.



“

*Successfully complete this program  
and receive your university qualification  
without having to travel or fill out  
laborious paperwork”*

This program will allow you to obtain your **Postgraduate Diploma in Diagnosis, Treatment and Dental Control with Artificial Intelligence** endorsed by **TECH Global University**, the world's largest online university.

**TECH Global University** is an official European University publicly recognized by the Government of Andorra ([official bulletin](#)). Andorra is part of the European Higher Education Area (EHEA) since 2003. The EHEA is an initiative promoted by the European Union that aims to organize the international training framework and harmonize the higher education systems of the member countries of this space. The project promotes common values, the implementation of collaborative tools and strengthening its quality assurance mechanisms to enhance collaboration and mobility among students, researchers and academics.

This **TECH Global University** title is a European program of continuing education and professional updating that guarantees the acquisition of competencies in its area of knowledge, providing a high curricular value to the student who completes the program.

Title: **Postgraduate Diploma in Diagnosis, Treatment and Dental Control with Artificial Intelligence**

Modality: **online**

Duration: **6 months**

Accreditation: **18 ECTS**



\*Apostille Convention. In the event that the student wishes to have their paper diploma issued with an apostille, TECH Global University will make the necessary arrangements to obtain it, at an additional cost.





## Postgraduate Diploma Diagnosis, Treatment and Dental Control with Artificial Intelligence

- » Modality: online
- » Duration: 6 months
- » Certificate: TECH Global University
- » Credits: 18 ECTS
- » Schedule: at your own pace
- » Exams: online

# Postgraduate Diploma

Diagnosis, Treatment  
and Dental Control with  
Artificial Intelligence