

Postgraduate Diploma Dental Care in the Oncologic Patient





Postgraduate Diploma Dental Care in the Oncologic Patient

- » Modality: online
- » Duration: 6 months
- » Certificate: TECH Global University
- » Credits: 18 ECTS
- » Schedule: at your own pace
- » Exams: online

Website: www.techitute.com/us/dentistry/postgraduate-diploma/postgraduate-diploma-dental-care-oncologic-patient

Index

01

Introduction

p. 4

02

Objectives

p. 8

03

Course Management

p. 12

04

Structure and Content

p. 18

05

Methodology

p. 24

06

Certificate

p. 32

01

Introduction

Chemotherapy and radiotherapy can have serious side effects in the oral cavity, such as mucositis, xerostomia, opportunistic infections, bleeding and pain. Therefore, it is important that the oncology patient receives an evaluation prior to the start of treatment to identify any existing dental problems and treat them before they worsen. Because of this, TECH has designed a degree that allows students to maximize their knowledge on aspects such as the Role of the Dentist in the Period Prior to Oncologic Treatment, Dental Care for Oncologic Patient with Psychiatric Pathology or the Physiology of Hemostasis, among others. All this, thanks to a 100% online modality and with the most dynamic and practical multimedia materials in the academic market.



“

Enroll now and acquire new skills on Dental Care for Oncologic Patient in a fast way and in a 100% online modality”

Dental Care for Oncologic Patient is vital to ensure the patient's oral health and quality of life during and after cancer treatment. In addition to prior dental evaluation, oncology patients should receive continuous dental care during and after cancer treatment. This involves special care and follow-up to prevent and treat oral complications that may arise.

For this reason, TECH has designed a Postgraduate Diploma in Dental Care for Oncologic Patient with which it seeks to provide students with the necessary skills and competencies to be able to perform their work as specialists, with the highest possible efficiency and quality. Thus, throughout this program, aspects such as Head and Neck Cancer, Palliative Dental Care, Diagnosis of Alterations in Hemostasis or Dental Care for Patient with Autoimmune Disease will be addressed.

All this, through a convenient 100% online mode that allows students to organize their schedules and studies, combining them with their other work and interests of the day to day. In addition, this degree has the most complete theoretical and practical materials on the market, which facilitates the student's study process and allows them to achieve their goals quickly and efficiently.

This **Postgraduate Diploma in Dental Care for Oncologic Patient** contains the most complete and up-to-date scientific program on the market. The most important features include:

- ◆ The development of case studies presented by experts in Dental Care in the Oncologic Patient
- ◆ The graphic, schematic, and practical contents with which they are created, provide scientific and practical information on the disciplines that are essential for professional practice
- ◆ Practical exercises where self-assessment can be used to improve learning
- ◆ Its special emphasis on innovative methodologies
- ◆ Theoretical lessons, questions to the expert, debate forums on controversial topics, and individual reflection assignments
- ◆ Content that is accessible from any fixed or portable device with an Internet connection



Become an expert in Oncology Patient Management in only 6 weeks and with total freedom of organization"

“

Achieve professional success in one of the most promising areas of Dentistry, thanks to the most innovative didactic materials"

The program's teaching staff includes professionals from sector who contribute their work experience to this educational program, as well as renowned specialists from leading societies and prestigious universities.

Its multimedia content, developed with the latest educational technology, will provide the professional with situated and contextual learning, i.e., a simulated environment that will provide an immersive education programmed to learn in real situations.

The design of this program focuses on Problem-Based Learning, by means of which the professional must try to solve the different professional practice situations that are presented throughout the academic course. For this purpose, the student will be assisted by an innovative interactive video system created by renowned experts.

Access all the content on Dental Management of intraoperative and postoperative bleeding from any device with internet connection, whether Tablet, mobile or computer.

Delve into the essential aspects of the Diagnosis of Hemostasis Alterations or Head and Neck Cancer, from the comfort of your home and 24 hours a day.



02

Objectives

The final objective of this Postgraduate Diploma in Dental Care for Oncologic Patient is that the student acquires a precise update of their knowledge in this area. An update that will allow the student to perform their work with the highest possible quality and efficiency. All this, thanks to TECH and a 100% online modality that gives total freedom of organization and schedules to the student.



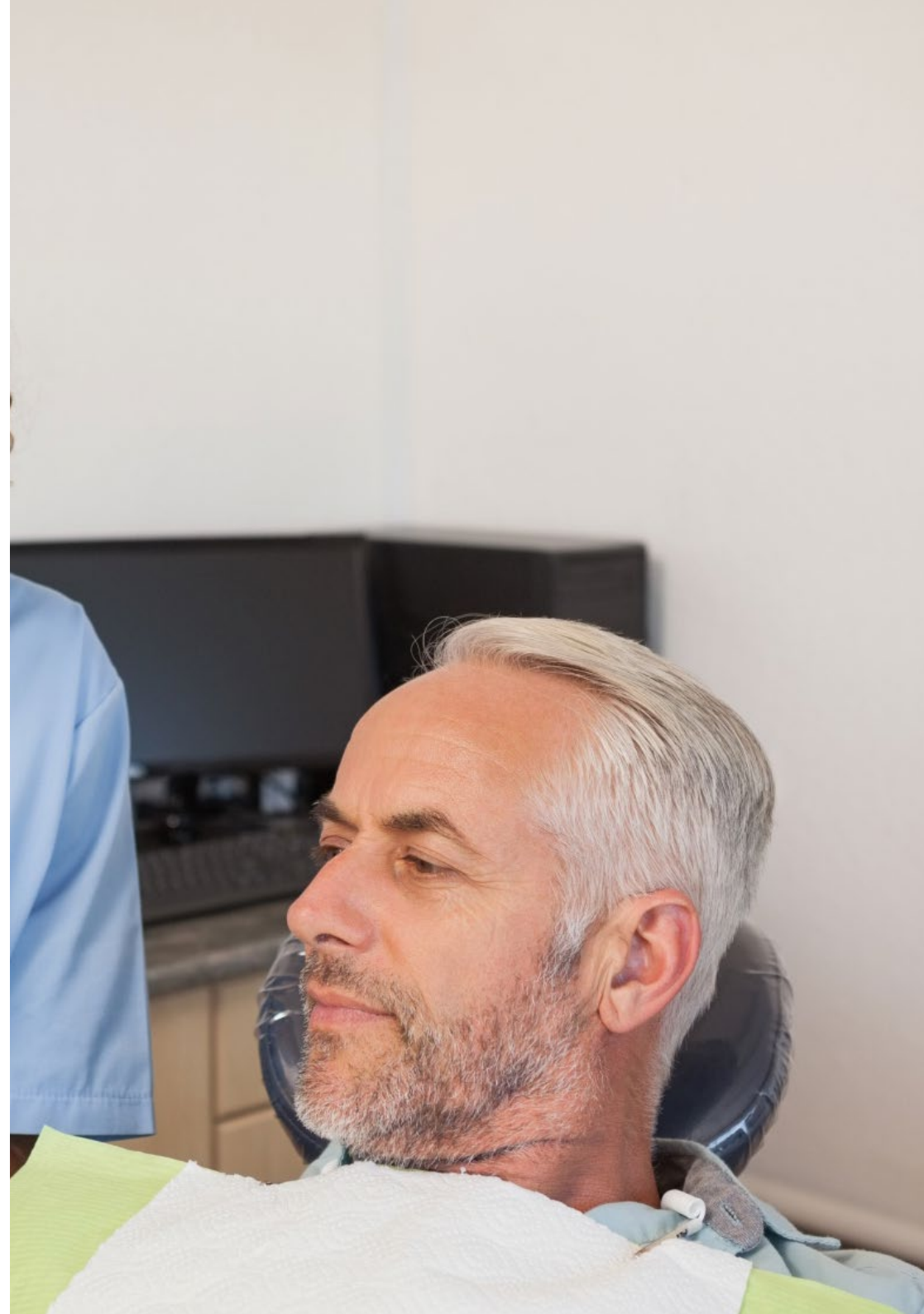
“

Delve into aspects such as New Cohorts in Oral Cancer: Human Papillomavirus, from the peace of your home and without the need for travel of any kind"



General Objectives

- ♦ Update knowledge on the identification of pathologies that may affect the normal development of dental treatment
- ♦ Analyze pathologies that may hinder dental treatment
- ♦ Define the pharmacological guidelines for patients
- ♦ Define and analyze the basic and advanced aspects that define the actions to be taken in case of the main urgent and emergent conditions in a dental office
- ♦ Address the most common medical complications in patients
- ♦ Provide updated recommendations based on scientific evidence for an adequate dental approach to patients
- ♦ Identify the main Oral characteristics of Patient
- ♦ Update knowledge on the medical conditions and medication necessary
- ♦ Deepen in the main complications derived from the different medical pathologies
- ♦ Delve into the possible interactions derived from the medical pathology in the dental setting





Specific Objectives

Module 1. Dental care in oncological patients. Radio Chemotherapy. Bone Marrow Transplant

- ♦ Establish an update on the concepts and determinants of survival of patients diagnosed with head and neck cancer
- ♦ Identify those factors that may condition the appearance or recurrence of oral squamous cell cancer
- ♦ Specify the role of the dentist prior to radio-chemotherapy or surgical treatment
- ♦ Establish the role of the dentist during to radio-chemotherapy or surgical treatment
- ♦ Define the role of the dentist prior to radio-chemotherapy or surgical treatment
- ♦ Educate professionals on the role of the dentist as a member of the multidisciplinary oral cancer treatment team
- ♦ Define the different treatment and approach options available for patients diagnosed with head and neck cancer

Module 2. Dental care in patients with alterations of the dental system Hematologic

- ♦ Develop the physiological phenomena that occur during hemostasis
- ♦ Identify which coagulation tests should be ordered for dental treatment
- ♦ Establish guidelines for the dental treatment of patients treated with antiplatelet agents
- ♦ Establish the guidelines for the dental treatment of patients anticoagulated with coumarin derivatives and heparin
- ♦ Identify the different types of direct oral anticoagulants and their management in dental treatment

- ♦ Define the criteria for safe dental treatment in patients with hemophilia and other congenital pathologies
- ♦ Establish guidelines for dental treatment in patients with red blood cell disorders
- ♦ Establish guidelines for dental treatment in patients with white blood cell disorders
- ♦ Identify the different types of Purpura and their management in dental treatment
- ♦ Develop protocols for the control of intraoperative and postoperative bleeding

Module 3. Dental Management of in Immunosuppressed patients, with psychiatric disorders and in Less frequent situations in the dental clinic

- ♦ Analyze autoimmune diseases with repercussions in the oral cavity and their management
- ♦ Demonstrate the odontological management of the patient with articular prostheses
- ♦ Establish the dental patient management in morbid obesity
- ♦ Identify the treatment of choice in the patient with sleep disorders
- ♦ Identify the main drugs abuse and their impact on the oral cavity
- ♦ Establish the management protocol for a patient in palliative care
- ♦ Define the concept of gender dysphoria and its impact on dental clinical practice

03

Course Management

In order to provide the highest quality education, TECH has selected professionals specialized in Dental Care for Oncologic Patient as part of the teaching staff. These experts have been in charge of designing the most advanced and updated contents. Thus, students will learn from the best the keys to their professional development in a field that adapts to new technologies and the latest advances in the market.





“

This teaching staff has the best experience and trajectory, so they will transmit you the most updated knowledge on the Approach and Treatment of Head and Neck Cancer, preparing you to face the most demanding challenges in this area"

International Guest Director

Dr. Elena Maria Varoni is considered a true international eminence in the field of Dentistry and Oral Medicine. Her career has been focused on research and scientific innovation with Biomaterials, and she is co-inventor of a European patent for the manufacture of self-supporting films. At the same time, her work has contributed significantly to the development of biosensor technologies, setting new biomedical standards.

Therefore, throughout her prolific career, the expert has been awarded several distinctions at national, regional and international level. Among them is the “Fucina of the Future” Award, given by the Milan Society of Medicine and Dentistry to researchers under the age of 40 who have made unique contributions to science. Moreover, she frequently participates in world-renowned conferences and congresses where she has presented her discoveries and received some specific awards for these celebrations.

Dr. Varoni also maintains scientific collaborations with institutions of the highest prestige. One of them is through the Cochrane project, belonging to the World Oral Health Group, dedicated to the prevention of oral cancer. She also maintains joint initiatives with the Biointerface Laboratory of the Department of Mining and Materials Engineering at McGill University in Canada. In addition, she is a consultant to the Phytochemistry Research Center at Shahid Beheshti University and the Department of Pharmacognosy at Zabol University of Medical Sciences, both based in Iran. She also advises other entities based in countries such as Poland, United Kingdom, Spain and Japan.

In addition to her research work, the specialist maintains a rigorous clinical practice in private centers, including the Dental Clinic of the San Paolo Hospital in Milan. She is also a member of the Odontostomatological Diagnosis and Treatment Team (DOT), led by Professor Giovanni Lodi.



Dra. Varoni, Elena Maria

- ♦ Director of the Dental Hygiene Program, Department of Biomedicine, University of Milan, Milan, Italy}
- ♦ Co-inventor of the European patent for the development of self-supporting films
- ♦ Specialist of the Diagnostic and Odontostomatological Treatment Team (DOT)
- ♦ Dentist at the Clinica Odontoiatrica Ospedale San Paolo, Milan, Italy
- ♦ Collaborator in the Cochrane Project of the Global Oral Health Group
- ♦ Researcher and collaborator at the Biointerface Laboratory, Department of Mining and Materials Engineering, McGill University
- ♦ Collaborator at the Phytochemistry Research Center, Shahid Beheshti University
- ♦ Advisor to the Department of Pharmacognosy, Zabol University of Medical Sciences
- ♦ Consultant to the Advisory Board of Sunovion Pharmaceuticals Company
- ♦ Consultant to Jonhson & Jonhson Company in Italy
- ♦ Publisher and translator of scientific articles in Odont News
- ♦ Author of several popular scientific articles for the Italian Dental Magazine
- ♦ Doctor in Biotechnology and Human Health at the University of Eastern Piedmont "A. Avogadro"
- ♦ Degree in Dentistry at the University of Milan
- ♦ Member of: European Association of Oral Medicine (EAOM) , European Association of Biomaterials (ESB), Italian Society of Oral Medicine and Pathology (SIPMO), Italian Society of Biomaterials (SIB), Italian Society of Human Nutrition (SINU), Italian Society of Periodontology (SIdP)

“

Thanks to TECH, you will be able to learn with the best professionals in the world”

Management



Dr. Gil Montoya, Jose Antonio

- ♦ General Dentist in private practice
- ♦ Coordinator of the Doctoral Program in Clinical Medicine and Public Health of the University of Granada
- ♦ Director of the Stomatology Department of the University of Granada
- ♦ Head Teacher of Dentistry in Special Patient at the University of Granada
- ♦ Gerodontology Professor at the University of Granada
- ♦ Invited professor of online Masters in Special Patient and Gerodontology
- ♦ Degree in Dentistry from the University of Granada
- ♦ PhD in Dentistry from the University of Granada
- ♦ Master's Degree in Social Gerontology from the University of Granada
- ♦ Master in Health Research Methodology by the Andalusian School of Public Health



Professors

Dr. Castellanos Cosano, Lizett

- ◆ Odontologist at Dental Clinic Dras. Castellanos Cosano
- ◆ Odontologist at the Virgen del Rocío University Hospital
- ◆ Assistant Professor at the University of Seville
- ◆ PhD in Odontology from the University of Seville
- ◆ Degree in Current Pediatric from the University of Seville
- ◆ Professional Master's Degree in Oral Surgery by the University of Seville
- ◆ Professional Master's Degree in Endodontics by the University of Seville
- ◆ Professional Master's Degree in Integrated Dentistry of Adults and Special Patient from the University of Seville
- ◆ Master's Degree in Dental Sciences from the University of Seville
- ◆ Member of: Director's Board Spanish Society of Odontostomatology in Patient with Special Needs (SEOENE), the Spanish Society of Oral Surgery (SECIB), Andalusian Association of Oral Surgery (AACIB)

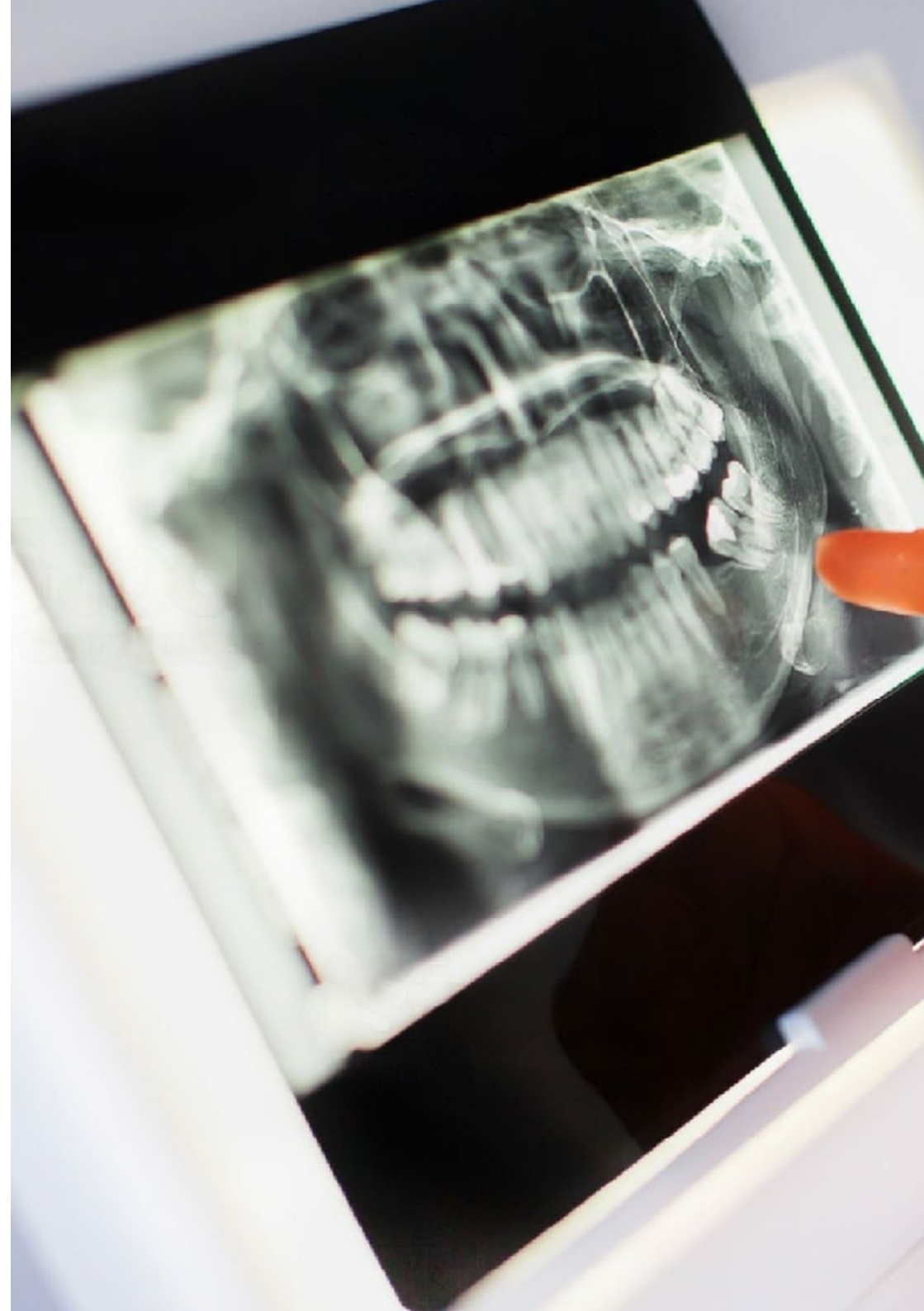
Professors

Dr. Gutierrez Corrales, Aida

- ◆ Specialized private practice in Special Needs Dentistry and Oral Surgery
- ◆ Lecturer in Special Needs Odontology at the University of Seville
- ◆ PhD in Odontology from the University of Seville
- ◆ Degree in Dentistry from the European University of Madrid
- ◆ Master's Degree in Dental Sciences at the University of Seville
- ◆ Master in Medical-Surgical and Integrated Odontology at the University of Seville
- ◆ Master's Degree in Oral Surgery at the University of Seville
- ◆ Master's Degree in Advanced Oral Surgery at the University of Seville

Dr. Manzano Moreno, Francisco Javier

- ◆ Specialist in Oral Surgery and Implantology
- ◆ Dentist in several private clinics
- ◆ Assistant Professor of the Degree of Dentistry at the University of Granada
- ◆ PhD International in Dentistry from the University of Granada
- ◆ Degree in Dentistry from the University of Granada
- ◆ Professional Master's Degree in Oral Surgery and Implantology from the University of Granada
- ◆ Professional Master's Degree in Research in Dentistry, University of Granada, Spain





Dr. Reyes Botella, Candela

- ◆ Dentist in private practices
- ◆ Professor of Odontology at the University of Granada
- ◆ Degree in Medicine and Surgery
- ◆ Degree in Dentistry
- ◆ PhD in Medicine and Surgery
- ◆ Stomatology Specialist
- ◆ Master's Degree university in Oral Surgery and Implantology from the University of Granada

04

Structure and Content

Contents and Structure of this curriculum have been designed by the renowned professionals that make up the TECH team of experts in this area of Odontology. These specialists have used their extensive experience and their most specialized knowledge to create practical and completely updated contents. All this, based on the most efficient teaching methodology, TECH's Relearning.



“

Expand your knowledge about Dental Care in Patient with Hematologic Alterations Patient, thanks to the most innovative didactic materials and a wide variety of additional content available on the Virtual Campus"

Module 1. Dental Care for Oncologic Patients. Radio and Chemotherapy. Bone Marrow Transplant

- 1.1. Head and Neck Cancer
 - 1.1.1. Concept, Classification and Prevalence
 - 1.1.2. Update on TNM staging DOI:
 - 1.1.3. The SCOC Squamous Cell Oral Carcinoma
- 1.2. Predisposing factors for the development of head and neck cancer
 - 1.2.1. Tobacco and its implication in oral squamous cell carcinoma
 - 1.2.2. Consequences of concomitant consumption of tobacco and alcohol
 - 1.2.3. New cohorts in oral cancer: Human Papillomavirus
- 1.3. Approaching and treatment of head and neck cancer
 - 1.3.1. Radiotherapy
 - 1.3.2. Chemotherapy
 - 1.3.3. Surgical Management
- 1.4. The role of the odontologist in the period prior to oncologic treatment
 - 1.4.1. Actions to reduce the incidence of cavities or periodontal disease in adult oral oncology patients
 - 1.4.2. Actions to reduce the incidence of Mucositis in adult oral oncology patients
 - 1.4.3. Actions to reduce the incidence of xerostomia and/or candidiasis in adult oral oncology patients
 - 1.4.4. Actions to reduce the incidence of Osteoradionecrosis in adult oral oncology patients
 - 1.4.5. Actions to reduce the incidence of drug-induced osteonecrosis or chemonecrosis in adult oral oncology patients
- 1.5. The role of the odontologist during the oncological treatment Dental treatment during oncological therapy
 - 1.5.1. Taste alterations in patients with head and neck cancer
 - 1.5.2. Consequences of xerostomia and candidiasis
 - 1.5.3. Dental treatment during oncological therapy
- 1.6. The role of the odontologist after oncologic treatment. Actions palliative dental care
 - 1.6.1. Palliative dental treatment
 - 1.6.2. Treatment of choice for osteoradionecrosis according to stage of disease
 - 1.6.3. Treatment of choice for osteochemonecrosis or osteonecrosis by medication according to its stage
- 1.7. The role of the odontologist after oncologic treatment. Xerostomia treatment
 - 1.7.1. Adequate post-treatment oncologic timeframes for different dental procedures
 - 1.7.2. Indications and timelines for prosthetic and implant rehabilitation
 - 1.7.3. Xerostomia treatment
- 1.8. The approach to radiochemotherapy-induced oral mucositis in head and neck cancer.
 - 1.8.1. Oral Mucositis Why is it produced
 - 1.8.2. The Use of Laser and Biostimulation
 - 1.8.3. Other adjuvant treatments to treat oral mucositis
- 1.9. Dental treatment of oncological patients
 - 1.9.1. Consequences of head and neck cancer treatment
 - 1.9.2. Prosthetic rehabilitation
 - 1.9.3. Implant rehabilitation
- 1.10. Dental management of patients in need of bone marrow transplantation.
 - 1.10.1. Indications of Bone Marrow Transplantation
 - 1.10.2. Dental management prior to transplant
 - 1.10.3. Dental management prior to transplant



Module 2. Dental Care in Patients with Hematological with Hematological Alterations

- 2.1. Hemostasis Physiology
 - 2.1.1. vascular phenomena of hemostasis
 - 2.1.2. Primary Hemostasis. Platelet aggregation
 - 2.1.3. Secondary Hemostasis. Coagulation
- 2.2. Diagnosis of Hemostasis Disorders
 - 2.2.1. Clinical history in patients with hemostasis disturbances
 - 2.2.2. Platelet count. Bleeding time. PFA-100
 - 2.2.3. Prothrombin time. INR. Thrombin time. Activated partial thromboplastin time. Fibrinogen Concentration
- 2.3. Dental management of the patient treatment with platelet aggregation Inhibitors
 - 2.3.1. Pharmacodynamics and pharmacokinetics of antiplatelet agents
 - 2.3.2. Classification and action mechanism of platelet antiplatelet agents
 - 2.3.3. Dental management of patients with antiplatelet therapy
- 2.4. Dental management of the patient treatment with coumarin derivatives and heparin
 - 2.4.1. Pharmacodynamics and pharmacokinetics of coumarin and heparin derivatives
 - 2.4.2. Classification and Mechanism of Action of coumarin and heparin derivatives
 - 2.4.3. Patient management of dental treatment with coumarin derivatives and heparins
- 2.5. Patient's dental management in treatment with direct oral anticoagulants
 - 2.5.1. Pharmacodynamics and pharmacokinetics of direct oral anticoagulants
 - 2.5.2. Classification and action mechanism of Direct Oral Anticoagulants agents
 - 2.5.3. Patient dental management with direct oral anticoagulants
- 2.6. Dental management of the hemophilic patient and other congenital diseases
 - 2.6.1. Pathophysiology of hemophilia
 - 2.6.2. Congenital diseases with hemostasis involvement
 - 2.6.3. Clinic management of the hemophilic patient and from other congenital diseases
- 2.7. Dental management of the patient with red series alterations
 - 2.7.1. Clinical history and laboratory tests in patients with red series alterations. Wintrobe indices
 - 2.7.2. Pathophysiology and diagnosis of anemias
 - 2.7.3. Dental management of anemias

24 | Structure and Content

- 2.8. Dental management of the patient in treatment with white series alterations
 - 2.8.1. Clinical history and laboratory tests in patients with white series alterations
 - 2.8.2. Pathophysiology of the alterations of the white series
 - 2.8.3. Clinic management of the patient with white series alterations
- 2.9. Thrombocytopenic purpuras, thrombocytopathic and angiopathic
 - 2.9.1. Pathophysiology of Purpura
 - 2.9.2. Oral manifestations of purpuras
 - 2.9.3. Dental management of patients with purpura
- 2.10. Dental management of intraoperative and postoperative hemorrhage
 - 2.10.1. Risk classification of bleeding according to different dental treatments
 - 2.10.2. Control of intraoperative hemorrhage
 - 2.10.3. Control of postoperative hemorrhage

Module 3. Dental management in immunocompromised patients, patients with psychiatric disorders and in less frequent situations in the dental clinic

- 3.1. Dental care for autoimmune disease patient
 - 3.1.1. Concept of immunity. Pathophysiology of the HLA system
 - 3.1.2. Autoimmune diseases with oral repercussions
 - 3.1.3. Clinical Cases
- 3.2. Dental care for autoimmune disease patient (Continued)
 - 3.2.1. Immunodeficiencies
 - 3.2.2. Immunosuppressants
 - 3.2.3. Dental Management of the Immunosuppressed patients
 - 3.2.4. Clinical Cases
- 3.3. Dental care for AIDS patient
 - 3.3.1. HIV Infection. AIDS Triggering
 - 3.3.2. Lesiones principales asociadas al SIDA
 - 3.3.3. Dental management of the patient with AIDS
 - 3.3.4. Clinical Cases
- 3.4. Dental Care in Patient with Psychiatry Pathology
 - 3.4.1. Dental management of the Schizophrenia patient
 - 3.4.2. Dental management of patients with Depressive Syndromes
 - 3.4.3. Dental management of the patient with eating disorders
- 3.5. Dental care in patients who use drugs and/or alcohol
 - 3.5.1. Definition and scheme of action of drugs abuse
 - 3.5.2. Patient dental management of patients with drugs abuse
 - 3.5.3. Clinical Cases
- 3.6. Dental care for neurodegenerative diseases patient
 - 3.6.1. Principal neurodegenerative diseases not associated with aging
 - 3.6.2. Patient dental management with neurodegenerative disease
 - 3.6.3. Clinical Cases
- 3.7. Dental care for patients with joint prostheses
 - 3.7.1. Joint prostheses, classification and complications
 - 3.7.2. Patient odontological management with articular prostheses
 - 3.7.3. Clinical Cases
- 3.8. Dental care for morbidly obese patients
 - 3.8.1. Concept of morbid obesity and associated factors
 - 3.8.2. Dental management of the morbidly obese patient
 - 3.8.3. Clinical Cases
- 3.9. Dental care for the patient with sleep disorders
 - 3.9.1. Apnea syndrome (OSAHS) and obstructive sleep hypopnea (OSA)
 - 3.9.2. Dental management of the patient with OSAHS
 - 3.9.3. Clinical Cases
- 3.10. Dental care for patients undergoing treatment with sex hormones
 - 3.10.1. Concept of gender dysphoria. Pathophysiology
 - 3.10.2. Dental management of the patient with gender dysphoria
 - 3.10.3. Clinical Cases



“

Thanks to the most efficient teaching methodology, TECH Relearning, you will be able to acquire new knowledge in a precise and natural way, without spending too much time studying"

05

Methodology

This academic program offers students a different way of learning. Our methodology uses a cyclical learning approach: **Relearning**.

This teaching system is used, for example, in the most prestigious medical schools in the world, and major publications such as the **New England Journal of Medicine** have considered it to be one of the most effective.





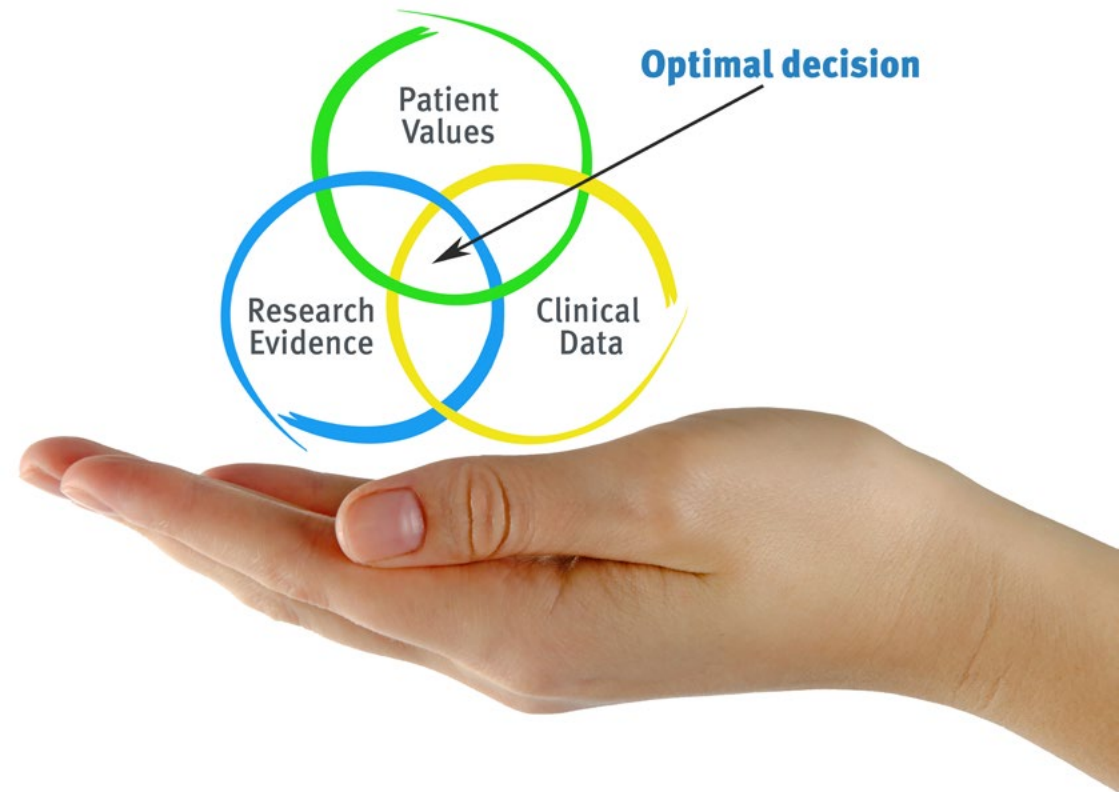
“

Discover Relearning, a system that abandons conventional linear learning, to take you through cyclical teaching systems: a way of learning that has proven to be extremely effective, especially in subjects that require memorization"

At TECH we use the Case Method

In a given situation, what should a professional do? Throughout the program, students will face multiple simulated clinical cases, based on real patients, in which they will have to do research, establish hypotheses, and ultimately resolve the situation. There is an abundance of scientific evidence on the effectiveness of the method. Specialists learn better, faster, and more sustainably over time.

With TECH you will experience a way of learning that is shaking the foundations of traditional universities around the world.



According to Dr. Gervas, the clinical case is the annotated presentation of a patient, or group of patients, which becomes a "case", an example or model that illustrates some peculiar clinical component, either because of its teaching power or because of its uniqueness or rarity. It is essential that the case is based on current professional life, trying to recreate the real conditions in the dentist's professional practice.

“

Did you know that this method was developed in 1912, at Harvard, for law students? The case method consisted of presenting students with real-life, complex situations for them to make decisions and justify their decisions on how to solve them. In 1924, Harvard adopted it as a standard teaching method”

The effectiveness of the method is justified by four fundamental achievements:

1. Dentists who follow this method not only grasp concepts, but also develop their mental capacity by means of exercises to evaluate real situations and apply their knowledge.
2. Learning is solidly translated into practical skills that allow the student to better integrate into the real world.
3. Ideas and concepts are understood more efficiently, given that the example situations are based on real-life.
4. Students like to feel that the effort they put into their studies is worthwhile. This then translates into a greater interest in learning and more time dedicated to working on the course.



Relearning Methodology

At TECH we enhance the case method with the best 100% online teaching methodology available: Relearning.

This university is the first in the world to combine the study of clinical cases with a 100% online learning system based on repetition, combining a minimum of 8 different elements in each lesson, a real revolution with respect to the mere study and analysis of cases.

The student will learn through real cases and by solving complex situations in simulated learning environments. These simulations are developed using state-of-the-art software to facilitate immersive learning.



At the forefront of world teaching, the Relearning method has managed to improve the overall satisfaction levels of professionals who complete their studies, with respect to the quality indicators of the best online university (Columbia University).

With this methodology we have trained more than 115,000 dentists with unprecedented success, in all specialties regardless of the workload. Our pedagogical methodology is developed in a highly competitive environment, with a university student body with a strong socioeconomic profile and an average age of 43.5 years old.

Relearning will allow you to learn with less effort and better performance, involving you more in your training, developing a critical mindset, defending arguments, and contrasting opinions: a direct equation for success.

In our program, learning is not a linear process, but rather a spiral (learn, unlearn, forget, and re-learn). Therefore, we combine each of these elements concentrically.

The overall score obtained by TECH's learning system is 8.01, according to the highest international standards.



This program offers the best educational material, prepared with professionals in mind:



Study Material

All teaching material is produced by the specialists who teach the course, specifically for the course, so that the teaching content is highly specific and precise.

These contents are then applied to the audiovisual format, to create the TECH online working method. All this, with the latest techniques that offer high quality pieces in each and every one of the materials that are made available to the student.



Educational Techniques and Procedures on Video

TECH introduces students to the latest techniques, the latest educational advances, and to the forefront of medical techniques. All of this in direct contact with students and explained in detail so as to aid their assimilation and understanding. And best of all, you can watch the videos as many times as you like.



Interactive Summaries

The TECH team presents the contents attractively and dynamically in multimedia lessons that include audio, videos, images, diagrams, and concept maps in order to reinforce knowledge.

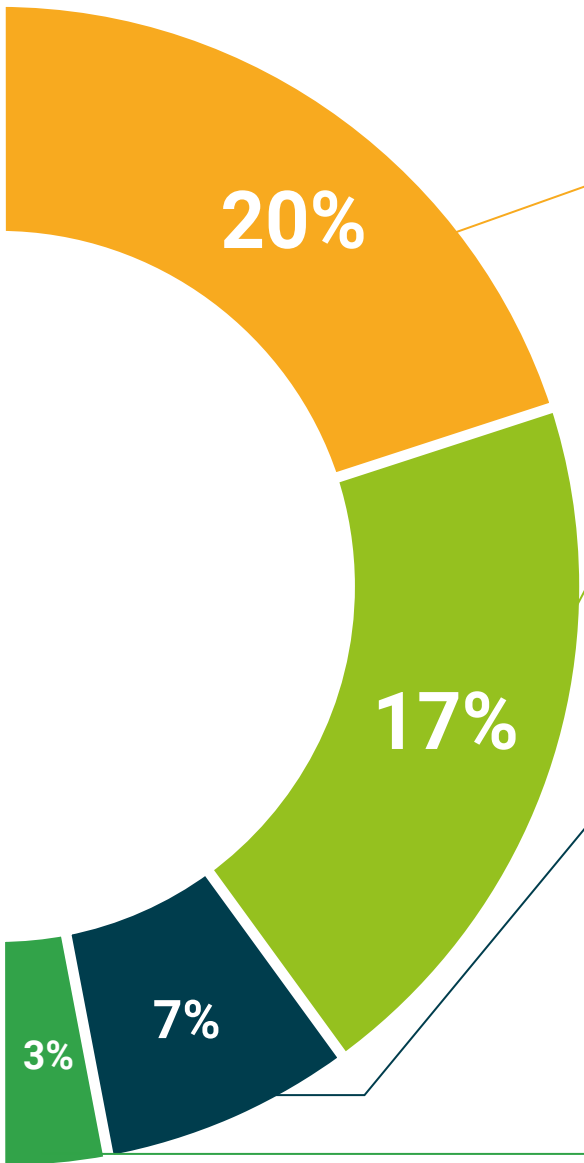
This exclusive educational system for presenting multimedia content was awarded by Microsoft as a "European Success Story".



Additional Reading

Recent articles, consensus documents and international guidelines, among others. In TECH's virtual library, students will have access to everything they need to complete their course.





Expert-Led Case Studies and Case Analysis

Effective learning ought to be contextual. Therefore, TECH presents real cases in which the expert will guide students, focusing on and solving the different situations: a clear and direct way to achieve the highest degree of understanding.



Testing & Retesting

We periodically evaluate and re-evaluate students' knowledge throughout the program, through assessment and self-assessment activities and exercises, so that they can see how they are achieving their goals.



Classes

There is scientific evidence suggesting that observing third-party experts can be useful.
Learning from an Expert strengthens knowledge and memory, and generates confidence in future difficult decisions.



Quick Action Guides

TECH offers the most relevant contents of the course in the form of worksheets or quick action guides. A synthetic, practical, and effective way to help students progress in their learning.



06

Certificate

The Postgraduate Diploma in Dental Care for Oncologic Patient guarantees students, in addition to the most rigorous and up-to-date education, access to a Postgraduate Diploma issued by TECH Global University.



“

Successfully complete this program and receive your university qualification without having to travel or fill out laborious paperwork"

This program will allow you to obtain your **Postgraduate Diploma in Dental Care for Oncologic Patient** endorsed by **TECH Global University**, the world's largest online university.

TECH Global University is an official European University publicly recognized by the Government of Andorra ([official bulletin](#)). Andorra is part of the European Higher Education Area (EHEA) since 2003. The EHEA is an initiative promoted by the European Union that aims to organize the international training framework and harmonize the higher education systems of the member countries of this space. The project promotes common values, the implementation of collaborative tools and strengthening its quality assurance mechanisms to enhance collaboration and mobility among students, researchers and academics.

This **TECH Global University** title is a European program of continuing education and professional updating that guarantees the acquisition of competencies in its area of knowledge, providing a high curricular value to the student who completes the program.

Title: **Postgraduate Diploma in Dental Care for Oncologic Patient**

Modality: **online**

Duration: **6 months**

Accreditation: **18 ECTS**



*Apostille Convention. In the event that the student wishes to have their paper diploma issued with an apostille, TECH Global University will make the necessary arrangements to obtain it, at an additional cost.

future
health confidence people
education information tutors
guarantee accreditation teaching
institutions technology learning
community commitment
personalized service innovation
knowledge present
development language
classroom

tech global
university

Postgraduate Diploma
Dental Care in the
Oncologic Patient

- » Modality: online
- » Duration: 6 months
- » Certificate: TECH Global University
- » Credits: 18 ECTS
- » Schedule: at your own pace
- » Exams: online

Postgraduate Diploma Dental Care in the Oncologic Patient

